

Technical Specification Group Services and System Aspects **TSGS#14(01)0713**  
Meeting #14, Kyoto, Japan, 17-20 December 2001

**Source:** TSG SA WG2  
**Title:** CR on 23.226 (GTT)  
**Agenda Item:** 7.2.3

The Change Request attached has been approved by TSG SA WG2 and is requested to be approved by TSG SA plenary #14.

<b>Tdoc #</b>	<b>Title</b>	<b>Spec</b>	<b>CR #</b>	<b>c a t</b>	<b>Rel</b>	<b>WI</b>
S2-013501	Correction of SIP reference	23.226	001	F	Rel-5	IMS- CCR

CR-Form-v4	
<b>CHANGE REQUEST</b>	
⌘ <b>23.226 CR 001</b> ⌘ ev <b>-</b> ⌘ Current version: <b>5.0.0</b> ⌘	

For **HELP** on using this form, see bottom of this page or look at the pop-up text over the ⌘ symbols.

**Proposed change affects:** ⌘ (U)SIM  ME/UE  Radio Access Network  Core Network

<b>Title:</b>	⌘ Correction of SIP reference		
<b>Source:</b>	⌘ S2		
<b>Work item code:</b>	⌘ GTT	<b>Date:</b>	⌘ 2001-11-16
<b>Category:</b>	⌘ <b>F</b>	<b>Release:</b>	⌘ REL-5
	Use <u>one</u> of the following categories: <b>F</b> (correction) <b>A</b> (corresponds to a correction in an earlier release) <b>B</b> (addition of feature), <b>C</b> (functional modification of feature) <b>D</b> (editorial modification) Detailed explanations of the above categories can be found in 3GPP <a href="#">TR 21.900</a> .		Use <u>one</u> of the following releases: 2 (GSM Phase 2) R96 (Release 1996) R97 (Release 1997) R98 (Release 1998) R99 (Release 1999) REL-4 (Release 4) REL-5 (Release 5)

<b>Reason for change:</b>	⌘ The references (for e.g. the SIP RFC) are incorrect		
<b>Summary of change:</b>	⌘ Correction of the references		
<b>Consequences if not approved:</b>	⌘ Incorrect references		

<b>Clauses affected:</b>	⌘ 2		
<b>Other specs affected:</b>	<input type="checkbox"/> Other core specifications <input type="checkbox"/> Test specifications <input type="checkbox"/> O&M Specifications	⌘	
<b>Other comments:</b>	⌘		

**How to create CRs using this form:**

Comprehensive information and tips about how to create CRs can be found at: [http://www.3gpp.org/3G\\_Specs/CRs.htm](http://www.3gpp.org/3G_Specs/CRs.htm). Below is a brief summary:

- 1) Fill out the above form. The symbols above marked ⌘ contain pop-up help information about the field that they are closest to.
- 2) Obtain the latest version for the release of the specification to which the change is proposed. Use the MS Word "revision marks" feature (also known as "track changes") when making the changes. All 3GPP specifications can be downloaded from the 3GPP server under <ftp://ftp.3gpp.org/specs/>. For the latest version, look for the directory name with the latest date e.g. 2001-03 contains the specifications resulting from the March 2001 TSG meetings.
- 3) With "track changes" disabled, paste the entire CR form (use CTRL-A to select it) into the specification just in front of the clause containing the first piece of changed text. Delete those parts of the specification which are not relevant to the change request

## 2 References

The following documents contain provisions which, through reference in this text, constitute provisions of the present document.

- References are either specific (identified by date of publication, edition number, version number, etc.) or non-specific.
- For a specific reference, subsequent revisions do not apply.
- For a non-specific reference, the latest version applies.
- A non-specific reference to an ETS shall also be taken to refer to later versions published as an EN with the same number.

- [1] 3GPP TS 22.101: "Service Principles"
- [2] 3GPP TS 22.121: "The Virtual home Environment"
- [3] 3GPP TS 22.226: "Global Text Telephony " Stage 1 service description.
- [4] ITU-T V.18 Operational procedures for modems in the text telephone mode.
- [5] ITU-T T.140 Text conversation presentation protocol
- [6] 3GPP 26.110 Codec for 3G CS Multimedia (2000)
- [7] ITU-T H.323 Annex G, Text conversation and text SET (2000)
- [8] ITU-T H.224 (2000) Very low bitrate multimedia system
- [9] ITU-T H.248 Annex F, Facsimile, Text Conversation and Call Discrimination Packages
- [10] IETF RFC 2793 RTP-Text. RTP Payload for Text Conversation.
- [11] IETF [RFC 2543](#) "SIP: Session Initiation Protocol"
- [12] 3GPP TS 26.226 CTM Cellular Text telephony Modem, General description
- [13] ITU-T F.703 Multimedia Conversation Service Description (2000)
- [14] 3GPP TS 26.235 Codec for packet switched conversation
- [15] 3GPP TS 48.008 Mobile-services Switching Centre - Base Station System (MSC - BSS) interface; Layer 3 specification
- [16] 3GPP TS 24.008 Mobile radio interface layer 3 specification; Core Network Protocols - S

## CHANGE REQUEST

⌘ **23.127 CR 027** ⌘ rev **1** ⌘ Current version: **4.2.0** ⌘

For **HELP** on using this form, see bottom of this page or look at the pop-up text over the ⌘ symbols.

**Proposed change affects:** ⌘ (U)SIM  ME/UE  Radio Access Network  Core Network

<b>Title:</b>	⌘ VHE/OSA stage 2 specification for Release 5		
<b>Source:</b>	⌘ SA2		
<b>Work item code:</b>	⌘ OSA1	<b>Date:</b>	⌘ 3 December 2001
<b>Category:</b>	⌘ <b>B</b>	<b>Release:</b>	⌘ REL-5
	<i>Use <u>one</u> of the following categories:</i> <b>F</b> (correction) <b>A</b> (corresponds to a correction in an earlier release) <b>B</b> (addition of feature), <b>C</b> (functional modification of feature) <b>D</b> (editorial modification) Detailed explanations of the above categories can be found in 3GPP <a href="#">TR 21.900</a> .		<i>Use <u>one</u> of the following releases:</i> <b>2</b> (GSM Phase 2) <b>R96</b> (Release 1996) <b>R97</b> (Release 1997) <b>R98</b> (Release 1998) <b>R99</b> (Release 1999) <b>REL-4</b> (Release 4) <b>REL-5</b> (Release 5)

<b>Reason for change:</b>	⌘ OSA stage 1 specification TS 22.127 has several new requirements for OSA functions in Release 5.		
<b>Summary of change:</b>	⌘ The main changes in the specification are as follows: <ul style="list-style-type: none"> <li>– The title has been changed from "Virtual Home Environment" to "Virtual Home Environment/Open Service Access" (cover page)</li> <li>– Normative references, definitions and abbreviation have been updated (clauses 2 and 3)</li> <li>– Architecture of Virtual Home Environment has been elaborated (clause 4)</li> <li>– Open Service Access has been updated to comply with Release 5 core network architecture (clause 5)</li> <li>– Journalling and Policy Management have been added to Framework service capability features to cover stage 1 new requirements for these OSA functions (clause 6)</li> <li>– IM session control has been added to Call Control SCF (clause 7)</li> <li>– Network User Location SCF, Geographical User Location SCF, User Status SCF and new OSA functions on network capabilities have been combined into Mobility SCF in order to align with OSA stage 3 specification (clause 7)</li> <li>– Content Based Charging SCF has been renamed to Charging SCF in order to align with OSA stage 3 specification (clause 7)</li> <li>– Account Management SCF, Presence SCF and Information Services SCF have been added to cover stage 1 new requirements for these OSA functions (clause 7)</li> </ul>		
<b>Consequences if not approved:</b>	⌘ Non-compliance with OSA stage 1 requirements for Release 5.		

<b>Clauses affected:</b>	⌘ cover page, 1, 2, 3, 4, 5, 6, 7		
<b>Other specs affected:</b>	⌘ <input checked="" type="checkbox"/> Other core specifications <input type="checkbox"/> Test specifications <input type="checkbox"/> O&M Specifications	⌘ 29.198	

**Other comments:** ☞

**How to create CRs using this form:**

Comprehensive information and tips about how to create CRs can be found at: [http://www.3gpp.org/3G\\_Specs/CRs.htm](http://www.3gpp.org/3G_Specs/CRs.htm). Below is a brief summary:

- 1) Fill out the above form. The symbols above marked ☞ contain pop-up help information about the field that they are closest to.
- 2) Obtain the latest version for the release of the specification to which the change is proposed. Use the MS Word "revision marks" feature (also known as "track changes") when making the changes. All 3GPP specifications can be downloaded from the 3GPP server under <ftp://ftp.3gpp.org/specs/> For the latest version, look for the directory name with the latest date e.g. 2001-03 contains the specifications resulting from the March 2001 TSG meetings.
- 3) With "track changes" disabled, paste the entire CR form (use CTRL-A to select it) into the specification just in front of the clause containing the first piece of changed text. Delete those parts of the specification which are not relevant to the change request.

**3rd Generation Partnership Project;  
Technical Specification Group Services and System Aspects;  
Virtual Home Environment/Open Service Access  
(Release 54)**



## 1 Scope

The present document specifies the stage 2 of the Virtual Home Environment.

Virtual Home Environment (VHE) is defined as a concept for Personal Service Environment (PSE) portability across network boundaries and between terminals. The concept of VHE is such that users are consistently presented with the same personalised features, User Interface customisation and services in whatever network and whatever terminal (within the capabilities of the terminal and the network), wherever the user may be located.

For Release 5.4, e.g. CAMEL, MExE, OSA and USAT are considered the mechanisms supporting the VHE concept. Stage 2 specifications for CAMEL, MExE and USAT are addressed in other TS-documents [1], [2], [3]. However, there is no separate stage 2 specification document for OSA. Therefore, the present document specification addresses stage 2 aspects for OSA.

## 2 References

The following documents contain provisions which, through reference in this text, constitute provisions of the present document.

- References are either specific (identified by date of publication, edition number, version number, etc.) or non-specific.
- For a specific reference, subsequent revisions do not apply.
- For a non-specific reference, the latest version applies.

### 2.1 Normative references

- ~~[1]~~ — ~~3G TR 21.004: "Abbreviations and Acronyms"~~
- ~~[2]~~ — ~~3G TS 22.057: "Digital cellular telecommunication system (Phase 2+); Mobile Execution Environment (MExE); Service description"~~.
- [13] 3G TS 23.057: "Mobile Execution Environment (MExE); Functional description - Stage 2".
- ~~[4]~~ — ~~3G TS 22.078: "Customised Applications for Mobile network Enhanced Logic (CAMEL) (Phase3); Service description - Stage 1"~~.
- [25] 3G TS 23.078: "Customised Applications for Mobile network Enhanced Logic (CAMEL) (Phase3); Functional description - Stage 2".
- [36] 3G TS 32.111: "USIM Application Toolkit (USAT)"
- [47] 3G TS 22.101: "~~Universal Mobile Telecommunications System (UMTS);~~ Service Aspects; Service Principles".
- ~~[8]~~ — ~~3G TS 22.105: "Universal Mobile Telecommunications System (UMTS); Services and Service Capabilities"~~.
- [59] 3G TS 22.121: "~~Universal Mobile Telecommunications System (UMTS);~~ [Service Aspects; The Virtual Home Environment](#)".
- [610] 3G TR 21.905: "~~3rd Generation Partnership Project; Technical Specification Group Services and System Aspects;~~ Vocabulary for 3GPP Specifications".
- ~~[11]~~ — ~~IETF PPP Authentication Protocols - Challenge Handshake Authentication Protocol [RFC 1994, August 1996]~~.
- ~~[12]~~ — ~~World Wide Web Consortium Composite Capability/Preference Profiles (CC/PP): A user side framework for content negotiation (<http://www.w3.org>)~~.
- ~~[13]~~ — ~~Wireless Application Protocol, User Agent Profile Specification (<http://www.wapforum.org/>)~~.
- ~~[14]~~ — ~~The Object Management Group, The Complete CORBA/IIOP 2.3.1 Specification, OMG document formal/99-10-07 (<http://www.omg.org/corba/corbaiiop.html>)~~.
- [715] 3G TS 22.127: "[Service Aspects](#); Stage 1 Service Requirement for the Open Service Access (OSA)"

[16] ~~—————~~ ~~The World Wide Web Consortium (W3C), Simple Object Access Protocol (SOAP) 1.1~~  
(~~<http://www.w3.org/TR/2000/NOTE-SOAP-20000508/>~~)

[8] [3G TS 23.228: "IP Multimedia Subsystem \(IMS\) Stage 2"](#)

[9] [3G TS 22.078: "Customised Applications for Mobile network Enhanced Logic \(CAMEL\); Service description, Stage 1"](#)

[10] [3G TS 23.218: "IP Multimedia \(IM\) Session Handling; IP Multimedia \(IM\) call model"](#)

[11] [3G TS 22.141: "Presence Service; Stage 1"](#)

### 3 Definitions and abbreviations

#### 3.1 Definitions

For the purposes of the present document, the following terms and definitions apply:

**Applications:** software components providing services to end-users by utilising service capability features.

~~HE-VASP:~~ see [9].

**Home Environment:** responsible for overall provision of services to users.

**Home Environment Value Added Service Provider:** see [5].

**Interface:** listing and semantics of the methods and attributes provided by an object that belongs to a Service Capability Feature.

**Local Service:** see [69].

**OSA API:** standardised API used by applications to access service capability features.

**OSA Internal API:** standardised API between framework and service capability servers.

**Personal Service Environment:** contains personalised information defining how subscribed services are provided and presented towards the user. The Personal Service Environment is defined in terms of one or more User Profiles.

**Service Capabilities:** see [745].

**Service Capability Feature:** see [745].

**Service Capability Server:** Functional Entity providing OSA interfaces towards an application.

**Services:** see [59].

~~User Interface Profile:~~ see [9].

**User Profile:** see [59].

**User Services Profile:** see [59].

**Value Added Service Provider:** see [59].

**Virtual Home Environment:** see [59].

Further definitions are given in 3G TS 22.101 [4] and 3G TR 212.905 [6].

#### 3.2 Abbreviations

For the purposes of the present document, the following abbreviations apply:

API	Application Programming Interface
CAMEL	Customised Application For Mobile Network Enhanced Logic
<del>CAP</del>	<del>CAMEL Application Part</del>
CSE	<del>CAMEL Camel</del> Service Environment
HE	Home Environment
HE-VASP	Home Environment Value Added Service Provider
HLR	Home Location Register
<del>IDL</del>	<del>Interface Description Language</del>
IMS	IP Multimedia Core Network Subsystem
ISC	IMS Service Control
MAP	Mobile Application Part
<del>ME</del>	<del>Mobile Equipment</del>
MExE	Mobile Execution Environment
MRF	Media Resource Function
MRFC	Media Resource Function Controller
MRFP	Media Resource Function Protocol
<del>MS</del>	<del>Mobile Station</del>
<del>MSC</del>	<del>Mobile Switching Centre</del>
OSA	Open Service Access
<del>PLMN</del>	<del>Public Land Mobile Network</del>
PSE	Personal Service Environment



SCF	Service Capability Feature
SCS	Service Capability Server
<u>S-CSCF</u>	<u>Serving Call Session Control Function</u>
SIM	Subscriber Identity Module
SOAP	Simple Object Access Protocol
USAT	Universal SIM Application Tool-Kit
USIM	Universal Subscriber Identity Module
VASP	Value Added Service Provider
VHE	Virtual Home Environment
<u>WAP</u>	<u>Wireless Application Protocol</u>
<del>WGW</del>	<del>WAP Gateway</del>
<del>WPP</del>	<del>WAP Push Proxy</del>

~~Further GSM-related abbreviations are given in GSM 01.04.~~ Further 3GPP-related abbreviations are given in 3G TR 21.905 [6].

#### **4 Virtual Home Environment**

The Virtual Home Environment (VHE) is an important portability concept of the 3G mobile systems. It enables end users to bring with them their personal service environment whilst roaming between networks, and also being independent of terminal used.

The Personal Service Environment (PSE) describes how the user wishes to manage and interact with her communication services. It is a combination of a list of subscribed to services, service preferences and terminal interface preferences. PSE also encompasses the user management of multiple subscriptions, e.g. business and private, multiple terminal types and location preferences. The PSE is defined in terms of one or more User Profiles. Please see TS 22.121 [59] for more details.

#### 4.1 Personal Service Environment

##### 4.1.1 User Profile

Editor's Note: Pending input from SA1 on Generic User Profile requirements.

#### 4.2 Support of Virtual Home Environment Toolkits

##### 4.2.1 USAT

No VHE requirements.

##### 4.2.2 MExE

No VHE requirements.

##### 4.2.3 OSA

##### 4.2.3.1 Support of HE-VASPs

The OSA toolkit may be used by the Home Environment, by Value Added Service Providers (VASPs) and Home Environment Value Added Service Providers (HE-VASPs).

Extensions shall be made to OSA in order to optimize the support of HE-VASPs. These extensions shall use the fact that user subscription information is owned and managed by the home environment, i.e. the Home Environment knows which users are subscribed to the service implemented by the OSA application, and if the service is activated or not. Specific methods shall be specified in OSA Network Service Capability Features, permitting:

- An OSA application to request user related event notifications pertaining to *any* subscribed user for which the service implemented by the application is activated.
- The OSA SCS to report user related event notifications in which it explicitly identifies the user to which the event applies.
- An OSA application to request a function to be applied to *all* current subscribed users for which the service implemented by the application is activated.

It shall also be possible for the OSA SCS to report user related events to the OSA application, without the application having explicitly subscribed to the event (events to be reported have been agreed between the Home Environment and the HE-VASP by other means, e.g. in their service level agreement).

[These VHE-specific extensions shall apply to all relevant Network Service Capability Features, like call and session control SCFs, user status, and user location.](#)

## [4.2.4 CAMEL](#)

[No specific requirements in addition to TS 23.078 \[2\] and TS 22.078 \[9\].](#)

### 5 Open Service Access

In order to be able to implement future applications/end user services that are not yet known today, a highly flexible Framework for Services is required. The Open Service Access (OSA) enables applications implementing the services to make use of network functionality. Network functionality offered to applications is defined in terms of a set of Service Capability Features (SCFs). These SCFs provide functionality of network capabilities which is accessible to applications through the standardised OSA interface upon which service developers can rely when designing new services (or enhancements/variants of already existing ones).

The aim of OSA is to provide a standardised, extendible and scalable interface that allows for inclusion of new functionality in the network in future releases with a minimum impact on the applications using the OSA interface. Network functionality offered to applications is defined as a set of Service Capability Features (SCFs) in the OSA API, which are supported by different Service Capability Servers (SCS). These SCFs provide access to the network capabilities on which the application developers can rely when designing new applications (or enhancements/variants of already existing ones). The different features of the different SCSs can be combined as appropriate. The exact addressing (parameters, type and error values) of these features is described in stage 3 descriptions. These descriptions (defined using OMG Interface Description Language™) are open and accessible to application developers, who can design services in any programming language, while the underlying core network functions use their specific protocols. The standardised OSA API shall be secure, it is independent of vendor specific solutions and independent of programming languages, operating systems etc used in the service capabilities. Furthermore, the OSA API is independent of the location within the home environment where service capabilities are implemented and independent of supported service capabilities in the network.

To make it possible for application developers to rapidly design new and innovative applications, an architecture with open interfaces is imperative. By using object-oriented techniques, for example CORBA, SOAP, etc., it is possible to use different operating systems and programming languages in application servers and service capability servers. The service capability servers serve as gateways between the network entities and the applications.

The OSA API is based on lower layers using main stream information technology and protocols. The middleware and protocols (for example CORBA/IIOP, SOAP/XML, other XML based protocols etc.) and lower layer protocols (for example TCP, IP, etc.) should provide security mechanisms to encrypt data (for example TLS, IP sec, etc.).

#### 5.1 Overview of the Open Service Access

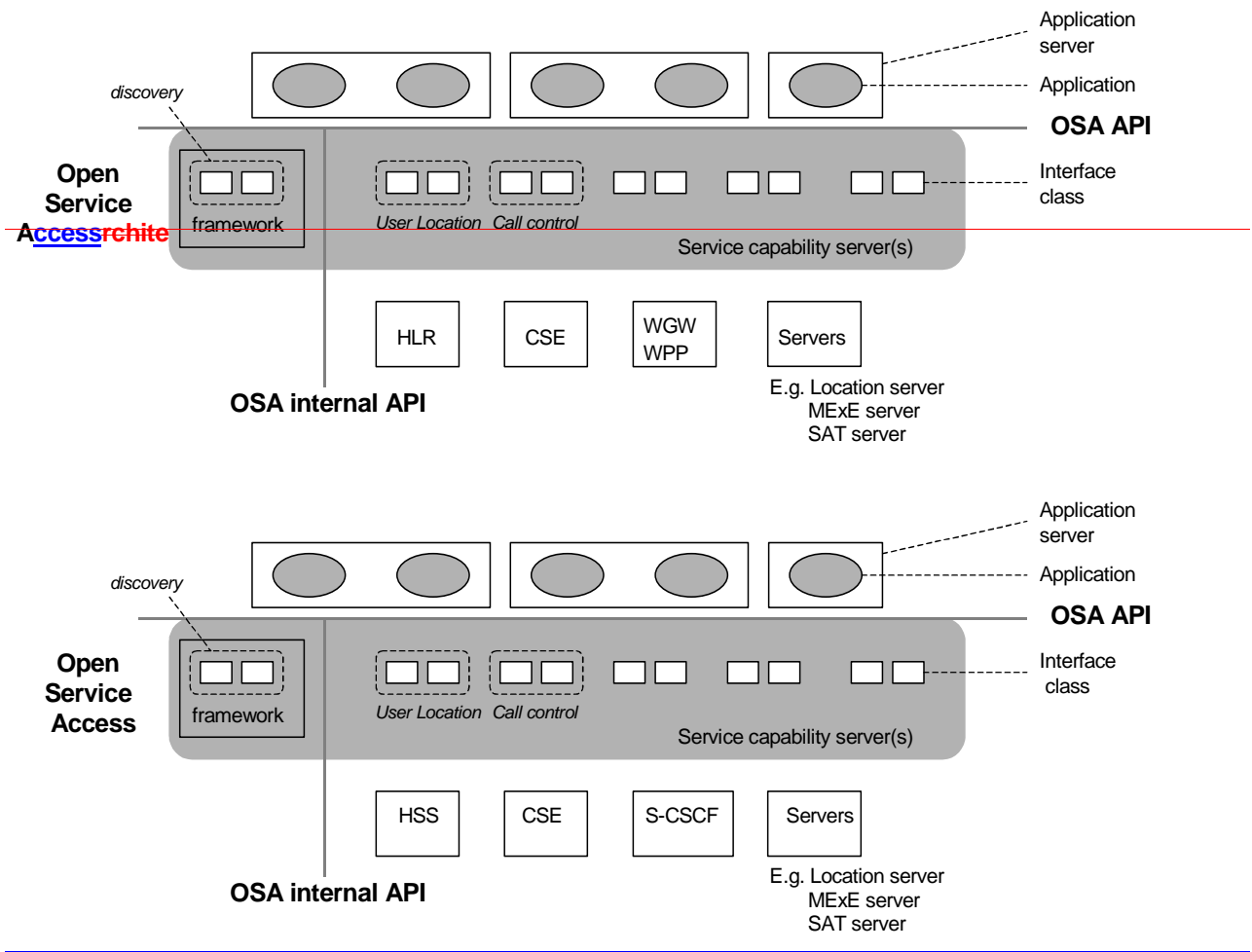
The Open Service Access consists of three parts:

- **Applications:** e.g. VPN, conferencing, location based applications. These applications are implemented in one or more Application Servers;
- **Framework:** providing applications with basic mechanisms that enable them to make use of the service capabilities in the network. Examples of framework functions are Authentication and Discovery. Before an application can use the network functionality made available through Service Capability Features, authentication between the application and framework is needed. After authentication, the discovery function enables the application to find out which network service capability features are provided by the Service Capability Servers. The network service capability features are accessed by the methods defined in the OSA interfaces;
- **Service Capability Servers:** providing the applications with service capability features, which are abstractions from underlying network functionality. Examples of service capability features offered by the Service Capability Servers are Call Control and User Location. Similar service capability features may possibly be provided by more than one Service Capability Server. For example, Call Control functionality might be provided by SCSs on top of CAMEL and MExE.

The OSA service capability features are specified in terms of a number of interfaces and their methods. The interfaces are divided into two groups:

- framework interfaces;
- network interfaces.

Note that the CAMEL Service Environment does not provide the service logic execution environment for applications using the OSA API, since these applications are executed in Application Servers.



**Figure 1: Overview of Open Service Access**

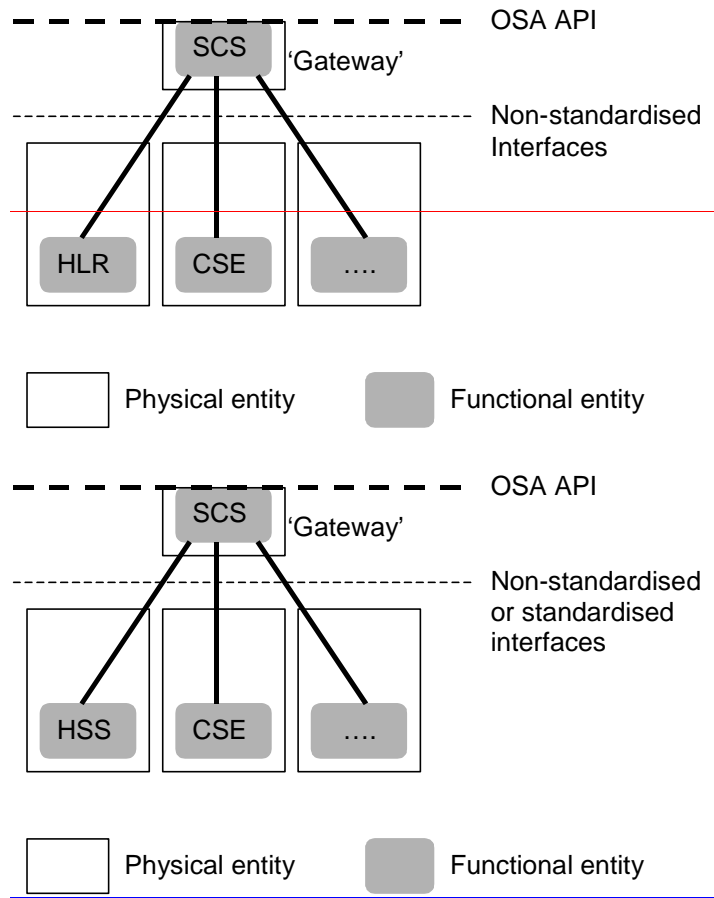
This specification, together with the associated stage 3 specification, defines the OSA API and the OSA internal API between the framework and the service capability servers. OSA does not mandate any specific platform or programming language.

The Service Capability Servers that provide the OSA interfaces are functional entities that can be distributed across one or more physical nodes. For example, the User Location interfaces and Call Control interfaces might be implemented on a single physical entity or distributed across different physical entities. Furthermore, a service capability server can be implemented on the same physical node as a network functional entity or in a separate physical node. For example, Call Control interfaces might be implemented on the same physical entity as the CAMEL protocol stack (i.e. in the CSE) or on a different physical entity.

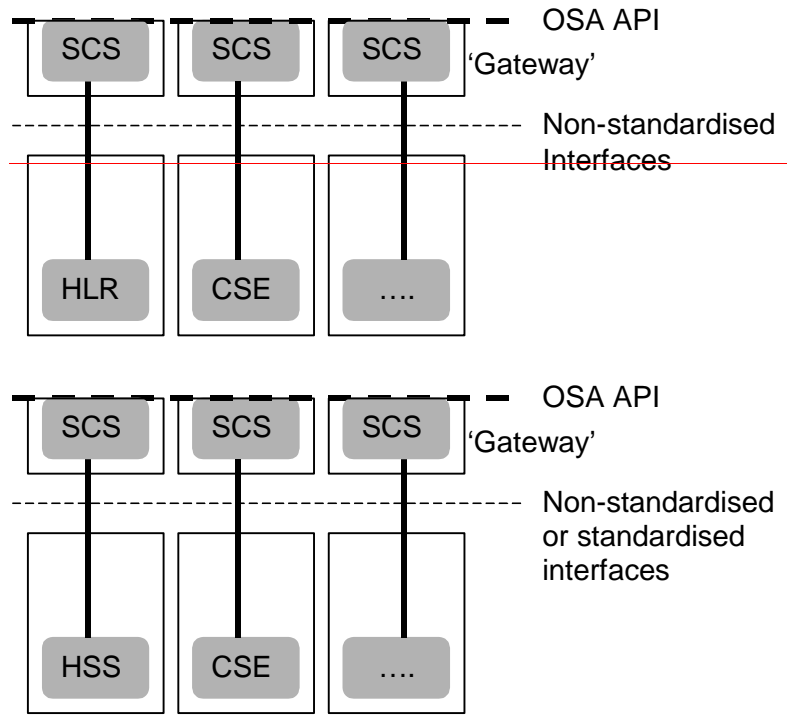
Several options exist:

**Option 1**

The OSA interfaces are implemented in one or more physical entity, but separate from the physical network entities. Figure 2 shows the case where the OSA interfaces are implemented in one physical entity, called "gateway" in the figure. Figure 3 shows the case where the SCSs are distributed across several 'gateways'.



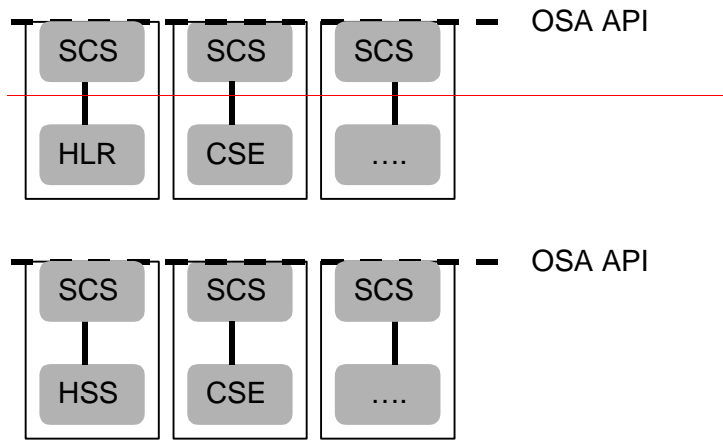
**Figure 2: SCSs and network functional entities implemented in separate physical entities**



**Figure 3: SCSs and network functional entities implemented in separate physical entities, SCSs distributed across several 'gateways'**

**Option 2**

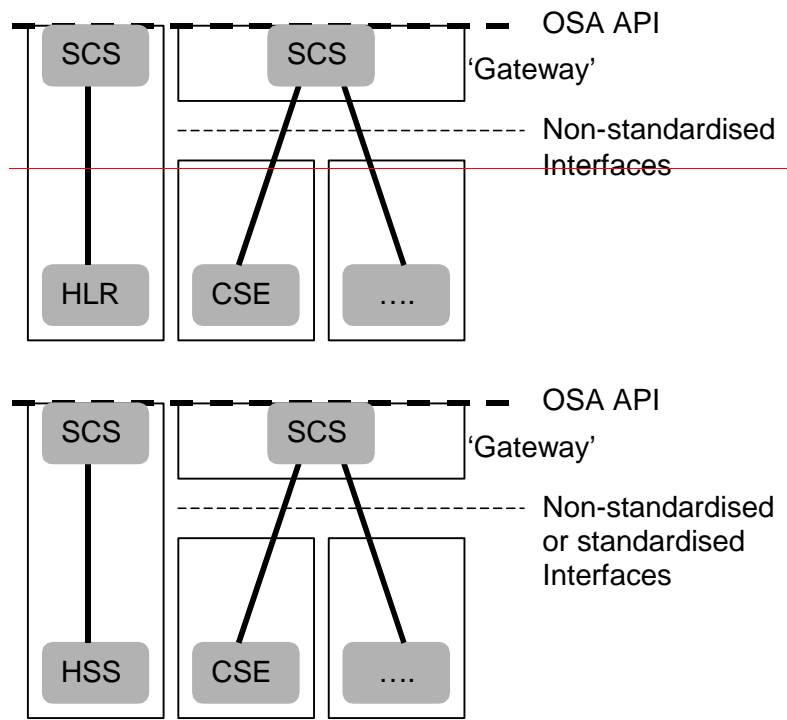
The OSA interfaces are implemented in the same physical entities as the traditional network entities (e.g. [HSS](#)[HLR](#), CSE), see figure 4.



**Figure 4: SCSs and network functional entities implemented in same physical entities**

**Option 3**

Option 3 is the combination of option 1 and option 2, i.e. a hybrid solution.



**Figure 5: Hybrid implementation (combination of option 1 and 2)**

It shall be noted that in all cases there is only one framework. This framework may reside within one of the physical entities containing an SCS or in a separate physical entity.

From the application point of view, it shall make no difference which implementation option is chosen, i.e. in all cases the same network functionality is perceived by the application. The applications shall always be provided with the same set of interfaces and a common access to framework and service capability feature interfaces. It is the framework that will provide the applications with an overview of available service capability features and how to make use of them.

## 5.2 Basic mechanisms in the Open Service Access

This subclause explains which basic mechanisms are executed in OSA prior to offering and activating applications.

Some of the mechanisms are applied only once (e.g. establishment of service agreement), others are applied each time a user subscription is made to an application (e.g. enabling the call attempt event for a new user).

Basic mechanisms between Application and Framework:

- **Authentication:** Once an off-line service agreement exists, the application can access the authentication function. The authentication model of OSA is a peer-to-peer model. The application must authenticate the framework and vice versa. The application must be authenticated before it is allowed to use any other OSA function.
- **Authorisation:** Authorisation is distinguished from authentication in that authorisation is the action of determining what a previously authenticated application is allowed to do. Authentication must precede authorisation. Once authenticated, an application is authorised to access certain service capability features.
- **Discovery of framework functions and network service capability features:** After successful authentication, applications can obtain available framework functions and use the discovery function to obtain information on authorised network service capability features. The Discovery function can be used at any time after successful authentication.
- **Establishment of service agreement:** Before any application can interact with a network service capability feature, a service agreement must be established. A service agreement may consist of an off-line (e.g. by physically exchanging documents) and an on-line part. The application has to sign the on-line part of the service agreement before it is allowed to access any network service capability feature.
- **Access to network service capability features:** The framework must provide access control functions to authorise the access to service capability features or service data for any API method from an application, with the specified security level, context, domain, etc.

Basic mechanism between Framework and Service Capability Server:

- **Registering of network service capability features.** SCFs offered by a Service Capability Server can be registered at the Framework. In this way the Framework can inform the Applications upon request about available service capability features (Discovery). For example, this mechanism is applied when installing or upgrading a Service Capability Server.

Basic mechanisms between Application Server and Service Capability Server:

- **Request of event notifications.** This mechanism is applied when a user has subscribed to an application and that application needs to be invoked upon receipt of events from the network related to the user. For example, when a user subscribes to an incoming call screening application, the application needs to be invoked when the user receives a call. It will therefore request to be notified when a call setup is performed, with the user number as Called Party Number.

### 5.3 *Handling of end-user related security*

Once OSA basic mechanisms have ensured that an application has been authenticated and authorised to use network service capability features, it is important to also handle end-user related security aspects. These aspects consist of the following.

- End-user authorisation to applications, limiting the access of end-users to the applications they are subscribed to.
- Application authorisation to end-users, limiting the usage by applications of network capabilities to authorised (i.e. subscribed) end-users.
- End-user's privacy, allowing the user to set privacy options.

These aspects are addressed in the following subclauses.

#### 5.3.1 End-user authorisation to applications

An end-user is authorised to use an application only when he or she is subscribed to it.

In the case where the end-user has subscribed to the application before the application accesses the network SCFs, then the subscription is part of the Service Level Agreement signed between the HE and the HE-VASP.

After the application has been granted access to network SCFs, subscriptions are controlled by the Home Environment. Depending on the identity of an authenticated and authorised end-user, the Home Environment may use any relevant policy to define and possibly restrict the list of services to which a particular end-user can subscribe. At any time, the Home Environment may decide, unilaterally or after agreement with the HE-VASP, to cancel a particular subscription. Service subscription and activation information need to be shared between the Home Environment and the HE-VASP, so that the HE-VASP knows which end-users are entitled to use its services. Appropriate online and/or offline synchronisation mechanisms (e.g. SLA re-negotiation) can be used between the HE and the HE-VASP, which are not specified in OSA release [54](#).

End-to-end interaction between a subscribed end-user and an application may require the usage of appropriate authentication and authorisation mechanisms between the two, which are independent from the OSA API, and therefore not in the scope of OSA standardisation.

#### 5.3.2 Application authorisation to end-users

The Home Environment is entitled to provide service capabilities to an application with regard to a specific end-user if the following conditions are met:

- 1) the end-user is subscribed to the application;
- 2) the end-user has activated the application;
- 3) the usage of this network service capability does not violate the end-users privacy settings (see next subclause).

The service capability server ensures that the above conditions are met whenever an application attempts to use a service capability feature for a given end-user, and to respond to the application accordingly, possibly using relevant error parameters). The mechanism used by the SCS to ensure this is internal to the HE (e.g. access to user profile) and is not standardised in OSA release [54](#).

#### 5.3.3 End-user's privacy

The Home Environment may permit an end-user to set privacy options. For instance, it may permit the end-user to decide whether his or her location may be provided to 3<sup>rd</sup> parties, or whether he or she accepts information to be pushed to his or her terminal. Such privacy settings may have an impact on the ability of the network to provide service

capability features to applications (e.g. user location, user interaction). Thus, even if an application is authorised to use an SCF and the end-user is subscribed to this application and this application is activated, privacy settings may still prevent the HE from fulfilling an application request.

The service capability server ensures that a given application request does not violate an end-users privacy settings or that the application has relevant privileges to override them (e.g. for emergency reasons). The mechanism used by the SCS to ensure this is internal to the HE and is not standardised in OSA release [54](#).

## **6 Framework service capability features**

### **6.1 Trust and Security Management Functions**

The Trust and Security Management functions provide:

- the first point of contact for an application to access a Home Environment;
- the authentication methods for the application and Home Environment to perform an authentication protocol;
- the application with the ability to select a network service capability feature to make use of;
- the application with a portal to access other framework functions.

The process by which the application accesses the Home Environment has been separated into 3 stages, each supported by a different framework function:

- 1) Initial Contact with the framework;
- 2) Authentication to the framework;
- 3) Access to framework functions and network service capability features.

#### **6.1.1 Initial Contact**

The application gains a reference to the Initial Contact function for the Home Environment that they wish to access. This may be gained through a URL, a Naming or Trading Service or an equivalent service, a *stringified* object reference, etc. At this stage, the application has no guarantee that this is a reference to the Home Environment.

The application uses this reference to initiate the authentication process with the Home Environment.

Initial Contact supports a particular method to allow the authentication process to take place (using the Authentication SCF defined in subclause 6.1.2). This method must be the first invoked by the application. Invocations of other methods will fail until authentication has been successfully completed.

Once the application has authenticated with the provider, it can gain access to other framework functions and network service capability features. This is done by invoking a method, by which the application requests a certain type of access service capability feature. The OSA Access function is defined in subclause 6.1.3.

#### **6.1.2 Authentication**

Once the application has made initial contact with the Home Environment, authentication of the application and Home Environment may be required.

The API supports multiple authentication techniques. The procedure used to select an appropriate technique for a given situation is described below. The authentication mechanisms may be supported by cryptographic processes to provide confidentiality, and by digital signatures to ensure integrity. The inclusion of cryptographic processes and digital signatures in the authentication procedure depends on the type of authentication technique selected. In some cases strong authentication may need to be enforced by the Home Environment to prevent misuse of resources. In addition it may be necessary to define the minimum encryption key length that can be used to ensure a high degree of confidentiality.

The application must authenticate with the framework before it is able to use any of the other interfaces supported by the framework. Invocations on other interfaces will fail until authentication has been successfully completed.

#### **6.1.3 OSA Access**

This function supports stage 1 requirements related to authorization and service registration.

During an authenticated session accessing the Framework, the application will be able to select and access an instance of a framework function or network service capability feature.

In order to use network SCFs, the application must first be authorised to do so by establishing a service agreement with the Home Environment. The application uses the discovery SCF to retrieve the ID of the network SCF they wish to use. They may then check that they are authorised to use the SCF. The Home Environment is informed that the application wishes to use the SCF. Finally, a service agreement is signed digitally between the two parties.



Establishing a service agreement is a business level transaction, which requires the HE-VASP that owns the application to agree terms for the use of an SCF with the Home Environment. Service agreements can be reached using either off-line or on-line mechanisms. Off-line agreements will be reached outside of the scope of OSA interactions, and so are not described here. However, applications can make use of service agreements that are made off-line. Some Home Environments may only offer off-line mechanisms to reach service agreements.

After a service agreement has been established between the application and the Home Environment domains, the application will be able to make use of this agreement to access the SCF.

## **6.2 Discovery**

Before a network SCF can be discovered, the application must know what "types" of SCFs are supported by the Framework and what "properties" are applicable to each SCF type. Once the HE-VASP finds out the desired set of SCFs supported by the network, it subscribes (a sub-set of) these SCFs using the Subscription framework function. The HE-VASP (or the applications in its domain) can find out the set of SCFs available to it (i.e., the SCFs that it can use).

## **6.3 Integrity Management functions**

### **6.3.1 Load Manager**

The Load Manager function permits to manage the load on both the application and network sides.

The framework API should allow the load to be distributed across multiple machines and across multiple component processes, according to a load balancing policy. The separation of the load balancing mechanism and load balancing policy ensures the flexibility of the load balancing functionality. The load balancing policy identifies what load balancing rules the framework should follow for the specific application. It might specify what action the framework should take as the congestion level changes. For example, some real-time critical applications will want to make sure continuous service is maintained, below a given congestion level, at all costs, whereas other applications will be satisfied with disconnecting and trying again later if the congestion level rises. Clearly, the load balancing policy is related to the QoS level to which the application is subscribed.

### **6.3.2 Fault Manager**

The Fault Manager function is used by the application to inform the framework of events which affect the integrity of the framework and SCFs, and to request information about the integrity of the system.

### **6.3.3 Heartbeat Management**

The Heartbeat Management function allows the initialisation of a heartbeat supervision of the client application. In case of SCF supervision, it is the framework's responsibility to check the health status of the respective SCF.

Since the OSA API is inherently synchronous, the heartbeats themselves are synchronous for efficiency reasons.

### **6.3.4 OAM**

The OAM function is used to query the system date and time. The application and the framework can synchronise the date and time to a certain extent. Accurate time synchronisation is outside the scope of the OSA API.

## **6.4 Journalling**

Applications, that use OSA, may perform actions in the network that might cause costs or potentially undesired effects to the user or operator. There shall be an interface for the OSA Framework to request and receive journalling information from the applications using some OSA SCS. Furthermore an interface shall be defined between the Framework and an application which collects and stores the journalling information.

## **6.5 Policy Management**

Applications shall have the ability to interact with policy-enabled Service Capability Features in a secure manner. Policy Management allows applications to:

- manage the application's policy-related information;
- manage policy event notification;
- collect policy statistics.

Editor's note: Architectural aspects may concern the storage of policies in the network in order to be shared between different SCSs.

## 7 Network service capability features

Network service capability features are provided to the applications by service capability servers to enable access to network resources.

### 7.1 Call Control

The Call Control SCF supports stage 1 requirements related to CS call control, [IMS session control](#) and call/session charging.

The Call Control network service capability feature supports the following functionality:

- 1) management function for call/session-related issues, e.g. enable or disable call/session-related event notifications.
- 2) call/session control, e.g. route, disconnect

#### 7.1.1 Mapping of OSA APIs in CS domain

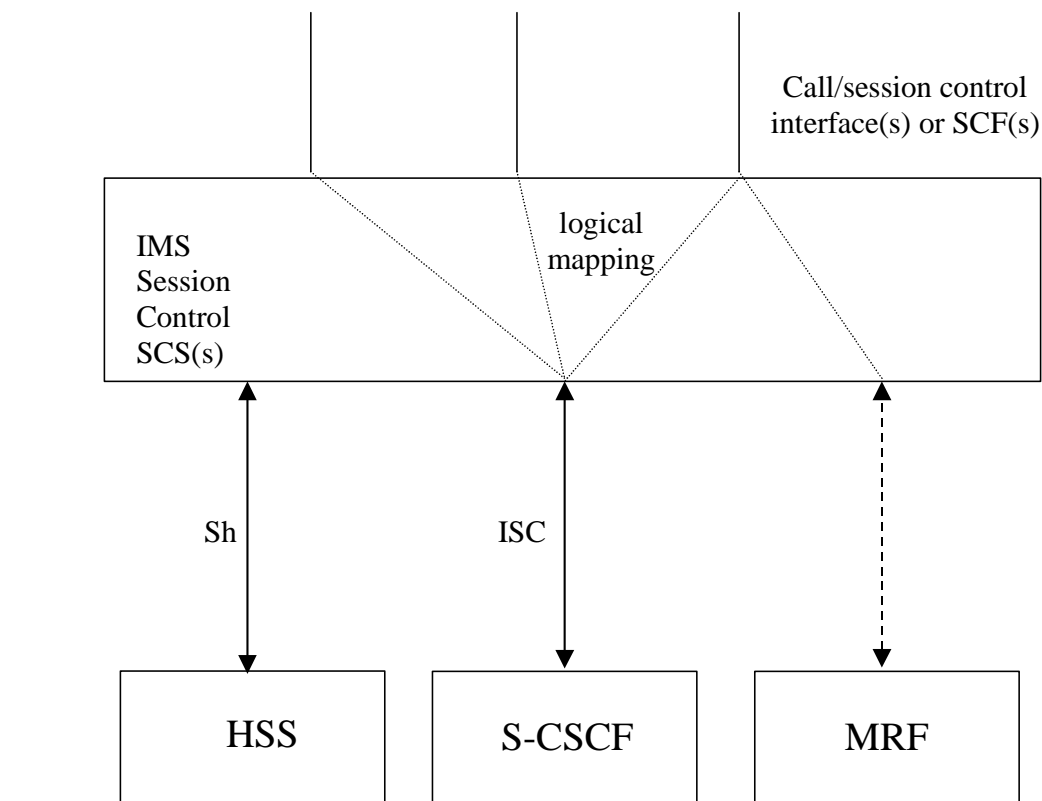
In the CS domain the OSA Call Control SCF may be mapped to CAP and MAP protocols.

#### 7.1.2 Mapping of OSA APIs in IMS

OSA SCS is one of the three types of "application servers" communicating with S-CSCF in the IMS [8]. OSA Application Server is connected by OSA API to OSA Service Capability Server (SCS) that is connected through ISC interface to S-CSCF and through Sh interface to HSS. ISC interface is based on the use of SIP protocol, see TS 23.218 [10]. The details and functionality of the Sh interface are for further study in TS 23.228 [8].

OSA functions for IMS session control are supported by the following entities:

- The **Servicing-CSCF (S-CSCF)**, which performs session control services for an originating or terminating party.
- The **Media Resource Function (MRF)**, which performs conference control and media control functions for multiparty multimedia sessions.



**Figure 6: Mapping of OSA IMS session control on the IMS**

The stage 3 specification of OSA for IMS session control shall take into account this distribution of responsibilities between the S-CSCF and the MRF, by specifying specific OSA SCF(s) or interface(s) for the S-CSCF, and specific OSA SCF(s) or interface(s) for the MRF. This is to permit clear mapping of OSA on the corresponding entities' functionality, as well as allowing multivendorship.

IMS session control SCF(s) or interface(s) applicable to the S-CSCF shall be mapped onto the IMS Service Control (ISC).

The MRF is either controlled by the OSA SCS by (1) using SIP 3rd party call control via the S-CSCF or (2) using a direct interface to the MRF. These two options are still under investigation.

TS 22.127 [7] classifies IMS session control functions as follows:

- session control requirements;
- media control requirements;
- information requirements.

IMS session control SCF(s) or interface(s) applicable to the S-CSCF shall support session control and information requirements applicable to the originating or terminating party of 2-party session.

These OSA SCF(s) or interface(s) and their implementation shall take into account that the S-CSCF:

- Is an entity that is dynamically associated to the user when she registers to the IMS;
- May behave as a SIP registrar, proxy server, and user agent;
- May receive the request from a session party to initiate an ad-hoc conference (to be associated to an MRF);
- May generate CDRs.

IMS session control SCF(s) or interface(s) applicable to the MRF shall support all session control, media control, and information requirements.

These OSA SCF(s) or interface(s) and their implementations shall take into account that the MRF:

- May support both ad-hoc and pre-arranged conferences;
- Controls media stream resources associated to the conference;
- Behaves as a SIP user agent with regard to each party of the conference;
- Supports conference booking and floor control;
- Is divided into Media Resource Function Controller (MRFC) and Media Resource Function Protocol (MRFP), which interface via an H.248 fully compliant interface.

## **7.2 Data Session Control**

The Data Session Control SCF supports stage 1 requirements related to PS call control.

The Data Session Control network service capability feature supports the following functionality:

- 1) management functions for data session related issues, e.g. enable or disable data session-related event notifications
- 2) session control, e.g. route, disconnect.

### **7.32a ~~Mobility Network User Location~~**

The Mobility SCF addresses stage 1 requirements for user location, user status and network capabilities based on network-related information.

The ~~Mobility SCF Network User Location service capability feature~~ provides terminal location information, ~~based on network-related information~~ general terminal status monitoring, and network capabilities. The following information is reported when requested provided that the network is able to support the corresponding capability:

- user whom the report concerns;
- ~~geographical position;~~
- VLR number;
- Cell Global Identification or Location Area Identification;
- location number (network specific, refer to ITU-T Q.763);
- geographical location (e.g. in terms of universal latitude and longitude co-ordinates);

- accuracy (value depending on local regulatory requirements and level of support in serving/home networks; note that the accuracy of the serving network might differ from that in the home environment);
- age of location information (last known date/time made available in GMT);
- status of the user's terminal;
- visited network capabilities.
- ~~—time when the position information was attained.~~

Editor's note: Network capabilities need to be refined by SA1.

An application uses this SCF to perform the following:

- user location requests;
- requests for starting (or stopping) the generation by the network of periodic user location reports;
- requests for starting (or stopping) the generation by the network of user location reports based on location changes;
- report of location information;
- notification of location update.

The application can also for each user start/stop receipt of notifications and modify the required accuracy by selecting another option from the network provided options.

### **~~7.2b—Geographical User Location~~**

~~The Geographical User Location SCF provides an application with information concerning the user's geographical location.~~

~~The user geographical location information contains the following attributes:~~

- ~~—location (e.g. in terms of universal latitude and longitude co-ordinates);~~
- ~~—accuracy (value depending on local regulatory requirements and level of support in serving/home networks; note that the accuracy of the serving network might differ from that in the home environment);~~
- ~~—age of location information (last known date/time made available in GMT).~~

~~The following functions are provided:~~

- ~~—report of location information~~
- ~~—notification of location update~~

~~The application can also for each user start/stop receipt of notifications and modify the required accuracy by selecting another option from the network provided options.~~

### **~~7.3—User Status~~**

~~The User Status service capability feature provides general user status monitoring. It allows applications to obtain the status of the user's terminal.~~

### **7.4 Terminal Capabilities**

The Terminal Capabilities SCF provides applications information about the terminal capabilities of the user. It shall be possible for an application to request Terminal Capabilities as defined by MExE (MExE User Profile) [13]. The terminal capabilities are provided by a MExE compliant terminal to the MExE Service Environment either on request or by the terminal itself.

Terminal Capabilities are available only after a capability negotiation has previously taken place between the user's MExE terminal and the MExE Service environment as specified in [13].

**NOTE**ote: Ffor Release 54 only WAP and MExE devices can supply terminal capabilities.

## 7.5 *User Interaction*

[The](#) User Interaction SCFs support stage 1 requirements for information transfer.

There are two user interaction SCFs:

- Generic User Interaction: used by applications to interact with end users
- Call User Interaction: used by applications to interact with end users participating to a call.

## 7.6 *User Profile Management*

User Profile information may be distributed between the Home Environment and the Home Environment Value-Added Services Providers. The HE-VASP may manage information specific to the services supported by their OSA applications. For this, they may use models and mechanisms, which are out of the scope of OSA release [54](#).

Home Environment User Profile information consists of various user interface and service related information. Of particular interest in the context of release [54](#) is the following information:

- list of services to which the end-user is subscribed;
- service status (active/inactive);
- privacy status with regards to network service capabilities (e.g. user location, user interaction);
- terminal capabilities.

Home Environment user profile information may be stored centrally, or the information may be distributed over relevant physical entities.

Terminal capabilities may be accessed by OSA applications through the network Terminal Capabilities SCF.

## 7.7 *Content-Based-Charging*

The ~~Content-Based~~ Charging SCF addresses stage 1 requirements for charging related to service usage ([and not call/session control](#)).

This SCF permits an application to access subscriber accounts maintained by the network and charge subscribers for service usage.

Provided, that these functions are supported by the underlying network an application providing a service to the subscriber can use the ~~Content-Based~~ Charging SCF to:

- Check, if – for the service to be provided by the application – the charge is covered by the subscribers account or credit limit
- Reserve – for the service to be provided by the application – a charge in the subscribers account, that can be deducted from the account after service delivery.
- Deduct an amount from the subscriber's account.
- Release a reservation acquired earlier.
- Add non-monetary units to a subscriber's account.
- Deduct non-monetary units from a subscriber's account.

Reverse a completed charge transaction, e.g. after repudiation.

## 7.8 *Account Management*

[The Account Management SCF addresses stage 1 requirements related to the features to monitor subscriber's account:](#)

- [retrieval of transaction history for a certain subscriber's account;](#)
- [query of the balance of the account of one or several subscriber's;](#)
- [request of notifications on certain criteria for one or several subscribers.](#)

## 7.9 *Presence*

[The Presence SCF addresses stage 1 requirements on presence related capability functions.](#)

[OSA shall allow an application access to presence capabilities within the network. Presence related information may be requested or supplied by an OSA application and may include, but not be limited to presence information pertaining to the presence service or user availability. Presence information, i.e. a set of attributes characterising current properties of a presentity, is described in TS 22.141 \[11\].](#)

Editor's note: This needs to be mapped to the Presence service architecture.

### **7.10 Information Services**

The Information Services SCF enable applications to supply information that is available for later retrieval from applications as determined by the Home Environment. The OSA applications are able to supply and update information, and to retrieve information.

Editor's note: Architectural aspects may include storage and access to the information for sharing between OSA applications and associated OSA SCS.