

TSG RAN Meeting #20
Hämeenlinna, Finland, 3 - 6 June, 2003

RP-030368

Title CRs (Rel-5 only) to TS 25.423 and 25.433 linked to RAN1 (25.215 Rel-6) on
Phase Reference Signalling Support
Source TSG RAN WG3
Agenda Item 7.3.6

	Spec	curr. Vers.	new Vers.	REL	CR	Rev	Cat	Title	Work item
	25.423	5.5.0	5.6.0	REL-5	817	2	F	Phase Reference Signalling Support	TEI5
	25.433	5.4.0	5.5.0	REL-5	836	4	F	Phase Reference Signalling Supporting	TEI5
	25.215	5.3.0	5.4.0	REL-5	138	5	F	Beamforming Enhancement related measurements	TEI5

Note: CR817 Rev.1 to TS25.423 Rel-5 and CR836 Rev.1 to TS25.433 in RP-030344 were 'conditionally agreed' by RAN3 under the condition that RAN1 has not changed the cell portion concept.

CHANGE REQUEST

⌘ **TS25.215 CR 138** ⌘ rev **5** ⌘ Current version: **5.3.0** ⌘

For **HELP** on using this form, see bottom of this page or look at the pop-up text over the ⌘ symbols.

Proposed change affects: UICC apps ME Radio Access Network Core Network

Title:	⌘ Beamforming Enhancement related measurements		
Source:	⌘ Nokia		
Work item code:	⌘ TEI5	Date:	⌘ 5/06/2003
Category:	⌘ F	Release:	⌘ Rel-5
	Use <u>one</u> of the following categories: F (correction) A (corresponds to a correction in an earlier release) B (addition of feature), C (functional modification of feature) D (editorial modification) Detailed explanations of the above categories can be found in 3GPP TR 21.900.		Use <u>one</u> of the following releases: 2 (GSM Phase 2) R96 (Release 1996) R97 (Release 1997) R98 (Release 1998) R99 (Release 1999) Rel-4 (Release 4) Rel-5 (Release 5) Rel-6 (Release 6)

Reason for change:	⌘ Agreed changes to UTRAN measurements from Work Item on Beamforming Enhancements are introduced.
Summary of change:	⌘ Revision 5, removal of changes in Transmitted Carrier Power and Transmitted carrier power of all codes not used for HS-PDSCH or HS-SCCH transmission. Revision 2, 3 and 4, modification in wording The Rel'6 feature of beamforming enhancement is also introduced to Rel'5 with relevant restrictions. UTRAN measurements for received total wide band power and SIR are revised to support beamforming enhancement.
Consequences if not approved:	⌘ Rel'5 beamforming solution is not complete in the specification.

Clauses affected:	⌘ 5.2.1, 5.2.2, 5.2.4						
Other specs affected:	<table border="1" style="display: inline-table; border-collapse: collapse;"> <tr> <td style="width: 20px; text-align: center;">Y</td> <td style="width: 20px; text-align: center;">N</td> </tr> <tr> <td style="text-align: center;">X</td> <td style="text-align: center;"></td> </tr> </table> Other core specifications	Y	N	X		⌘	CR836 TS 25.433 v5.4.0 CR817 TS 25.423 v5.5.0
Y	N						
X							
	<table border="1" style="display: inline-table; border-collapse: collapse;"> <tr> <td style="width: 20px; text-align: center;">X</td> <td style="width: 20px; text-align: center;">X</td> </tr> <tr> <td style="text-align: center;"></td> <td style="text-align: center;">X</td> </tr> </table> Test specifications O&M Specifications	X	X		X		
X	X						
	X						
Other comments:	⌘						

How to create CRs using this form:

Comprehensive information and tips about how to create CRs can be found at <http://www.3gpp.org/specs/CR.htm>. Below is a brief summary:

- 1) Fill out the above form. The symbols above marked ☒ contain pop-up help information about the field that they are closest to.
- 2) Obtain the latest version for the release of the specification to which the change is proposed. Use the MS Word "revision marks" feature (also known as "track changes") when making the changes. All 3GPP specifications can be downloaded from the 3GPP server under <ftp://ftp.3gpp.org/specs/> For the latest version, look for the directory name with the latest date e.g. 2001-03 contains the specifications resulting from the March 2001 TSG meetings.
- 3) With "track changes" disabled, paste the entire CR form (use CTRL-A to select it) into the specification just in front of the clause containing the first piece of changed text. Delete those parts of the specification which are not relevant to the change request.

1 Scope

The present document contains the description and definition of the measurements for FDD done at the UE and network in order to support operation in idle mode and connected mode.

2 References

The following documents contain provisions which, through reference in this text, constitute provisions of the present document.

- References are either specific (identified by date of publication, edition number, version number, etc.) or non-specific.
- For a specific reference, subsequent revisions do not apply.
- For a non-specific reference, the latest version applies. In the case of a reference to a 3GPP document (including a GSM document), a non-specific reference implicitly refers to the latest version of that document *in the same Release as the present document*.

- [1] 3GPP TS 25.211: "Physical channels and mapping of transport channels onto physical channels (FDD)".
- [2] 3GPP TS 25.212: "Multiplexing and channel coding (FDD)".
- [3] 3GPP TS 25.213: "Spreading and modulation (FDD)".
- [4] 3GPP TS 25.214: "Physical layer procedures (FDD)".
- [5] 3GPP TS 25.215: "Physical layer - Measurements (FDD)".
- [6] 3GPP TS 25.221: "Physical channels and mapping of transport channels onto physical channels (TDD)".
- [7] 3GPP TS 25.222: "Multiplexing and channel coding (TDD)".
- [8] 3GPP TS 25.223: "Spreading and modulation (TDD)".
- [9] 3GPP TS 25.224: "Physical layer procedures (TDD)".
- [10] 3GPP TS 25.301: "Radio Interface Protocol Architecture".
- [11] 3GPP TS 25.302: "Services provided by the Physical layer".
- [12] 3GPP TS 25.303: "UE functions and interlayer procedures in connected mode".
- [13] 3GPP TS 25.304: "UE procedures in idle mode".
- [14] 3GPP TS 25.331: "RRC Protocol Specification".
- [15] 3GPP TR 25.922: "Radio Resource Management Strategies".
- [16] 3GPP TR 25.923: "Report on Location Services (LCS)".
- [17] 3GPP TR 25.401: "UTRAN Overall Description".
- [18] 3GPP TS 25.101: "UE Radio transmission and Reception (FDD)".
- [19] 3GPP TS 25.104: "UTRA (BS) FDD; Radio transmission and Reception".
- [20] 3GPP TS 25.133: " Requirements for Support of Radio Resource Management (FDD)"
- [21] 3GPP TS 25.225: " Physical layer – Measurements (TDD)".

3 Definitions and Abbreviations

3.1 Definitions

For the purposes of the present document, the following terms and definitions apply.

cell portion: a part of a cell that is covered by a specific beam antenna radiation pattern. Cell portions are semistatic and are not necessarily analogue to the actual beams transmitted and received at Node B.

3.2 Abbreviations

For the purposes of the present document, the following abbreviations apply:

BER	Bit Error Rate
BLER	Block Error Rate
Ec/No	Received energy per chip divided by the power density in the band
ISCP	Interference Signal Code Power
RL	Radio Link
RSCP	Received Signal Code Power
RSSI	Received Signal Strength Indicator
SIR	Signal to Interference Ratio

5.1.10 UE Rx-Tx time difference

Definition	The difference in time between the UE uplink DPCCH/DPDCH frame transmission and the first detected path (in time), of the downlink DPCH frame from the measured radio link. Type 1 and Type 2 are defined. For Type 1, the reference Rx path shall be the first detected path (in time) amongst the paths (from the measured radio link) used in the demodulation process. For Type 2, the reference Rx path shall be the first detected path (in time) amongst all paths (from the measured radio link) detected by the UE. The reference path used for the measurement may therefore be different for Type 1 and Type 2. The reference point for the UE Rx-Tx time difference shall be the antenna connector of the UE. Measurement shall be made for each cell included in the active set.
Applicable for	CELL_DCH intra

5.1.11 Observed time difference to GSM cell

Definition	<p>The Observed time difference to GSM cell is defined as: $T_{RxGSMj} - T_{RxSFNi}$, where:</p> <p>T_{RxSFNi} is the time at the beginning of the P-CCPCH frame with SFN=0 from cell i. Cell i is an intra-frequency cell.</p> <p>T_{RxGSMj} is the time at the beginning of the GSM BCCH 51-multiframe from GSM frequency j received closest in time after the time T_{RxSFNi}. If the next GSM multiframe is received exactly at T_{RxSFNi} then $T_{RxGSMj} = T_{RxSFNi}$ (which leads to $T_{RxGSMj} - T_{RxSFNi} = 0$). The reference point for the Observed time difference to GSM cell shall be the antenna connector of the UE.</p> <p>The beginning of the GSM BCCH 51-multiframe is defined as the beginning of the first tail bit of the frequency correction burst in the first TDMA-frame of the GSM BCCH 51-multiframe, i.e. the TDMA-frame following the IDLE-frame.</p> <p>The reported time difference is calculated from the actual measurement in the UE. The actual measurement shall be based on:</p> <p>$T_{MeasGSM,j}$: The start of the first tail bit of the most recently received GSM SCH on frequency j</p> <p>$T_{MeasSFN,i}$: The start of the last P-CCPCH frame received from cell i before receiving the GSM SCH on frequency j</p> <p>For calculating the reported time difference, the frame lengths are always assumed to be 10 ms for UTRA and (60/13) ms for GSM.</p>
Applicable for	Idle, URA_PCH inter-RAT, CELL_PCH inter-RAT, CELL_DCH inter-RAT

5.1.12 UE GPS Timing of Cell Frames for UE positioning

Definition	The timing between cell j and GPS Time Of Week. $T_{UE-GPSj}$ is defined as the time of occurrence of a specified UTRAN event according to GPS time. The specified UTRAN event is the beginning of a particular frame (identified through its SFN) in the first detected path (in time) of the cell j CPICH, where cell j is a cell chosen by the UE. The reference point for $T_{UE-GPSj}$ shall be the antenna connector of the UE.
Applicable for	CELL_FACH intra, CELL_DCH intra

5.1.13 UE GPS code phase

Definition	The whole and fractional phase of the spreading code of the i^{th} GPS satellite signal. The reference point for the GPS code phase shall be the antenna connector of the UE.
Applicable for	Void (this measurement is not related to UTRAN/GSM signals; its applicability is therefore independent of the UE RRC state)

5.2 UTRAN measurement abilities

The structure of the table defining a UTRAN measurement quantity is shown below.

Column field	Comment
Definition	Contains the definition of the measurement.

The term "antenna connector" used in this sub-clause to define the reference point for the UTRAN measurements refers to the "BS antenna connector" test port A and test port B as described in [19]. The term "antenna connector" refers to Rx or Tx antenna connector as described in the respective measurement definitions.

5.2.1 Received total wide band power

Definition	The received wide band power, including noise generated in the receiver, within the bandwidth defined by the receiver pulse shaping filter. The reference point for the measurement shall be the Rx antenna connector. In case of receiver diversity the reported value shall be linear average of the power in the diversity branches. <u>When cell portions are defined in the cell, the received total wide band power shall also be measured for those cell portions requested by higher layers.</u>
-------------------	--

5.2.2 SIR

Definition	Signal to Interference Ratio, is defined as: $(RSCP/ISCP) \times SF$. <u>The Mmeasurement shall be performed on the DPCCH of a Radio Link Set. In compressed mode the SIR shall not be measured in the transmission gap. The reference point for the SIR measurements shall be the Rx antenna connector. If the radio link set contains more than one radio link, the reported value shall be the linear summation of the SIR from each radio link of the radio link set. If Rx diversity is used in the Node B for a cell, the SIR for a radio link shall be the linear summation of the SIR from each Rx antenna for that radio link. <u>When cell portions are defined in the cell, the SIR shall also be measured for each cell portion.</u></u> where: RSCP = Received Signal Code Power, unbiased measurement of the received power on one code. ISCP = Interference Signal Code Power, the interference on the received signal. SF=The spreading factor used on the DPCCH.
-------------------	--

5.2.3 SIR_{error}

Definition	$SIR_{error} = SIR - SIR_{target_ave}$, where: SIR = the SIR measured by UTRAN, defined in section 5.2, given in dB. SIR_{target_ave} = the SIR_{target} averaged over the same time period as the SIR used in the SIR_{error} calculation. In compressed mode $SIR_{target} = SIR_{cm_target}$ shall be used when calculating SIR_{target_ave} . In compressed mode the SIR_{target_ave} shall not be calculated over the transmission gap. The averaging of SIR_{target} shall be made in a linear scale and SIR_{target_ave} shall be given in dB.
-------------------	--

5.2.4 Transmitted carrier power

Definition	Transmitted carrier power, is the ratio between the total transmitted power on one DL carrier from one UTRAN access point, and the maximum transmission power possible to use on that DL carrier at this moment of time. Total transmission power is the mean power [W] on one carrier from one UTRAN access point. Maximum transmission power is the mean power [W] on one carrier from one UTRAN access point when transmitting at the configured maximum power for the cell. Measurement shall be possible on any carrier transmitted from the UTRAN access point. The reference point for the transmitted carrier power measurement shall be the Tx antenna connector. In case of Tx diversity the transmitted carrier power for each branch shall be measured and the maximum of the two values shall be reported to higher layers, i.e. only one value will be reported to higher layers.
-------------------	---

5.2.5 Transmitted code power

Definition	Transmitted code power, is the transmitted power on one channelisation code on one given scrambling code on one given carrier. Measurement shall be possible on the DPCCH-field of any dedicated radio link transmitted from the UTRAN access point and shall reflect the power on the pilot bits of the DPCCH-field. When measuring the transmitted code power in compressed mode all slots shall be included in the measurement, e.g. also the slots in the transmission gap shall be included in the measurement. The reference point for the transmitted code power measurement shall be the Tx antenna connector. In case of Tx diversity the transmitted code power for each branch shall be measured and summed together in [W].
-------------------	---

5.2.6 Transport channel BER

Definition	The transport channel BER is an estimation of the average bit error rate (BER) of the DPDCH data of a Radio Link Set. The transport channel (TrCH) BER is measured from the data considering only non-punctured bits at the input of the channel decoder in Node B. It shall be possible to report an estimate of the transport channel BER for a TrCH after the end of each TTI of the TrCH. The reported TrCH BER shall be an estimate of the BER during the latest TTI for that TrCH.
-------------------	--

5.2.7 Physical channel BER

Definition	The Physical channel BER is an estimation of the average bit error rate (BER) on the DPCCH of a Radio Link Set. An estimate of the Physical channel BER shall be possible to be reported after the end of each TTI of any of the transferred TrCHs. The reported physical channel BER shall be an estimate of the BER averaged over the latest TTI of the respective TrCH.
-------------------	--

5.2.8 Round trip time

Definition	Round trip time (RTT), is defined as $RTT = T_{RX} - T_{TX}$, where T_{TX} = The time of transmission of the beginning of a downlink DPCH frame to a UE. The reference point for T_{TX} shall be the Tx antenna connector. T_{RX} = The time of reception of the beginning (the first detected path, in time) of the corresponding uplink DPCCH/DPDCH frame from the UE. The reference point for T_{RX} shall be the Rx antenna connector. Measurement shall be possible on DPCH for each RL transmitted from an UTRAN access point and DPDCH/DPCCH for each RL received in the same UTRAN access point.
-------------------	---

5.2.9 UTRAN GPS Timing of Cell Frames for UE positioning

Definition	$T_{\text{UTRAN-GPS}}$ is defined as the time of the occurrence of a specified UTRAN event according to GPS Time Of Week. The specified UTRAN event is the beginning of the transmission of a particular frame in the cell. The reference point for $T_{\text{UTRAN-GPS}}$ shall be the Tx antenna connector.
-------------------	---

5.2.10 PRACH/PCPCH Propagation delay

Definition	<p>Propagation delay is defined as one-way propagation delay as measured during either PRACH or PCPCH access:</p> <p><u>PRACH:</u></p> <p>Propagation delay = $(T_{\text{RX}} - T_{\text{TX}} - 2560)/2$, where: T_{TX} = The transmission time of AICH access slot (n-2-AICH transmission timing), where $0 \leq (n-2-\text{AICH Transmission Timing}) \leq 14$ and AICH_Transmission_Timing can have values 0 or 1. The reference point for T_{TX} shall be the Tx antenna connector. T_{RX} = The time of reception of the beginning (the first detected path, in time) of the PRACH message from the UE at PRACH access slot n. The reference point for T_{RX} shall be the Rx antenna connector.</p> <p><u>PCPCH:</u></p> <p>Propagation delay = $(T_{\text{RX}} - T_{\text{TX}} - (L_{\text{pc-preamble}} + 1) * 2560 - (k-1) * 38400) / 2$, where T_{TX} = The transmission time of CD-ICH at access slot (n-2-T_{cpch}), where $0 \leq (n-2-T_{\text{cpch}}) \leq 14$ and T_{cpch} can have values 0 or 1. The reference point for T_{TX} shall be the Tx antenna connector. T_{RX} = The time of reception of the first chip (the first detected path, in time) of the kth frame of the PCPCH message from the UE, where $k \in \{1, 2, \dots, N_{\text{Max_frames}}\}$. The reference point for T_{RX} shall be the Rx antenna connector. $N_{\text{max_frames}}$ is a higher layer parameter and defines the maximum length of the PCPCH message. The PCPCH message begins at uplink access slot $(n + L_{\text{pc-preamble}} / 2)$, where $0 \leq (n + L_{\text{pc-preamble}} / 2) \leq 14$ and where $L_{\text{pc-preamble}}$ can have values 0 or 8.</p>
-------------------	--

5.2.11 Acknowledged PRACH preambles

Definition	The Acknowledged PRACH preambles measurement is defined as the total number of acknowledged PRACH preambles per access frame per PRACH. This is equivalent to the number of positive acquisition indicators transmitted per access frame per AICH.
-------------------	--

5.2.12 Detected PCPCH access preambles

Definition	The detected PCPCH access preambles measurement is defined as the total number of detected access preambles per access frame on the PCPCHs belonging to a CPCH set.
-------------------	---

5.2.13 Acknowledged PCPCH access preambles

Definition	The Acknowledged PCPCH access preambles measurement is defined as the total number of acknowledged PCPCH access preambles per access frame on the PCPCHs belonging to a SF. This is equivalent to the number of positive acquisition indicators transmitted for a SF per access frame per AP-AICH.
-------------------	--

5.2.14 SFN-SFN observed time difference

Definition	<p>The relative timing difference between cell j and cell i, defined as $T_{\text{CPICH}_{Rj}} - T_{\text{CPICH}_{Ri}}$, where:</p> <p>$T_{\text{CPICH}_{Rj}}$ is the time when the LMU receives the beginning of one Primary CPICH frame from cell j and</p> <p>$T_{\text{CPICH}_{Ri}}$ is the time when the LMU receives the beginning of the Primary CPICH frame from cell i that is closest in time to the beginning of Primary CPICH frame received from cell j.</p> <p>The reference point for the measurements shall be the Rx antenna connector.</p>
-------------------	--

5.2.15 Transmitted carrier power of all codes not used for HS-PDSCH or HS-SCCH transmission

Definition	<p>Transmitted carrier power of all codes not used for HS-PDSCH or HS-SCCH transmission is the ratio between the total transmitted power of all codes not used for HS-PDSCH or HS-SCCH transmission on one DL carrier from one UTRAN access point, and the maximum transmission power possible to use on that DL carrier at this moment of time. Total transmission power of all codes not used for HS-PDSCH or HS-SCCH transmission is the mean power [W] of all codes not used for HS-PDSCH or HS-SCCH transmission on one carrier from one UTRAN access point. Maximum transmission power is the mean power [W] on one carrier from one UTRAN access point when transmitting at the configured maximum power for the cell. The measurement shall be possible on any carrier transmitted from the UTRAN access point. The reference point for the transmitted carrier power measurement of all codes not used for HS-PDSCH or HS-SCCH transmission shall be the Tx antenna connector. In case of Tx diversity the transmitted carrier power of all codes not used for HS-PDSCH or HS-SCCH transmission for each branch shall be measured and the maximum of the two values shall be reported to higher layers, i.e. only one value will be reported to higher layers.</p>
-------------------	---

3GPP TSG-RAN3 Meeting #36
Paris, France, 19th – 23rd, May 2003

Tdoc #R3-030xxx

CR-Form-v7

CHANGE REQUEST

⌘ 25.433 CR 836 ⌘ rev 4 ⌘ Current version: 5.4.0 ⌘

For **HELP** on using this form, see bottom of this page or look at the pop-up text over the ⌘ symbols.

Proposed change affects: UICC apps ME Radio Access Network Core Network

Title:	⌘ Phase Reference Signalling Support
Source:	⌘ Nokia
Work item code:	⌘ TEI5 Date: ⌘ 05/06/2003
Category:	⌘ F Release: ⌘ Rel-5
<p>Use <u>one</u> of the following categories:</p> <p>F (correction) A (corresponds to a correction in an earlier release) B (addition of feature), C (functional modification of feature) D (editorial modification)</p> <p>Detailed explanations of the above categories can be found in 3GPP TR 21.900.</p>	
<p>Use <u>one</u> of the following releases:</p> <p>2 (GSM Phase 2) R96 (Release 1996) R97 (Release 1997) R98 (Release 1998) R99 (Release 1999) Rel-4 (Release 4) Rel-5 (Release 5) Rel-6 (Release 6)</p>	

Reason for change: ⌘ According to the current understanding in RAN1, the Node B is not provided with knowledge over the lub of which phase reference a certain UE is using.

This problem can be avoided by introducing phase reference signalling over lub and lur. Note that the phase reference is one of

- P-CPICH
- one of possibly several S-CPICHs
- dedicated pilot

as specified in 25.211.

During RAN1 and RNA3 unofficial joint session, it turned out that without the measurement, in principle S-CPICH cannot be used. Thus the measurement enhancement(which has been studied under Rel-6 WI) is indeed a correction of incomplete feature. To completed Rel99 beamforming feature, Best Received Cell Portion measurement as well as other measurements for cell portion are included in this CR.

Summary of change: ⌘ Rev.4

- In Common Measurement, Transmitted Carrier Power Value and Transmitted carrier power of all codes not used for HS-PDSCH or HS-SCCH transmission Value are taken out.

Rev.3

- Number of Best Cell Portions is configurable.
- Some wording was changed.

Rev.2

- Some clarification was added.
- IE name was changed.

Rev.1

- UE capabilities to support dedicated pilot for phase reference or not is delivered to Node B.
- Best Received Cell Portion Measurement was included.

Phase reference signalling is added in RL setup request, RL addition request and RL reconfiguration prepare.

Consequences if not approved:

⌘ RAN1 has identified the following problems if the Node B does not have knowledge of the phase reference used by a certain UE:

- Node B beam-forming is impossible without knowledge of the phase reference used by each UE.
- Proper operation of HSDPA in Rel-5 requires the suggested signalling.

Impact Analysis:

Impact assessment towards the previous version of the specification (same release):

This CR has isolated impact with the previous version of the specification. The change is limited only to the phase reference functionality.

Impact assessment towards the previous release of the specification:

This CR has no impact on previous releases because the functionality is introduced in backward compatible way.

Clauses affected:

⌘ 8.2.17.2, 8.3.1.2, 8.3.2.2, 8.3.5.2, 8.3.8.2, 8.3.8.4, 9.1.18, 9.1.36.1, 9.1.39.1, 9.1.42.1, 9.1.47.1, 9.1.52, 9.2.1.23, 9.2.1.24, new 9.2.2.xz, new 9.2.2.xx, new 9.2.2.x4, new 9.2.2.x, new 9.2.2.xy, new 9.2.2.x5, new 9.2.2.x2, new 9.2.2.x3, 9.3.3, 9.3.4, 9.3.6

Other specs

	Y	N
⌘	X	
		X
		X

Other core specifications

Test specifications

O&M Specifications

⌘ CR817 TS 25.423 v5.5.0
CR138 TS 25.215 v5.3.0

affected:

Other comments:

⌘

How to create CRs using this form:

Comprehensive information and tips about how to create CRs can be found at <http://www.3gpp.org/specs/CR.htm>. Below is a brief summary:

- 1) Fill out the above form. The symbols above marked ⌘ contain pop-up help information about the field that they are closest to.

- 2) Obtain the latest version for the release of the specification to which the change is proposed. Use the MS Word "revision marks" feature (also known as "track changes") when making the changes. All 3GPP specifications can be downloaded from the 3GPP server under <ftp://ftp.3gpp.org/specs/>. For the latest version, look for the directory name with the latest date e.g. 2001-03 contains the specifications resulting from the March 2001 TSG meetings.
- 3) With "track changes" disabled, paste the entire CR form (use CTRL-A to select it) into the specification just in front of the clause containing the first piece of changed text. Delete those parts of the specification which are not relevant to the change request.

8.2.17 Radio Link Setup

8.2.17.2 Successful Operation

/* partly omitted */

Physical Channels Handling:

[FDD - Compressed Mode]:

[FDD - If the RADIO LINK SETUP REQUEST message includes the *Transmission Gap Pattern Sequence Information* IE, the Node B shall store the information about the Transmission Gap Pattern Sequences to be used in the Compressed Mode Configuration. This Compressed Mode Configuration shall be valid in the Node B until the next Compressed Mode Configuration is configured in the Node B or the Node B Communication Context is deleted.]

[FDD - If the *Downlink compressed mode method* IE in one or more Transmission Gap Pattern Sequence is set to "SF/2" in the RADIO LINK SETUP REQUEST message, the Node B shall use or not the alternate scrambling code as indicated for each DL Channelisation Code in the *Transmission Gap Pattern Sequence Code Information* IE.]

[FDD - If the RADIO LINK SETUP REQUEST message includes the *Transmission Gap Pattern Sequence Information* IE and the *Active Pattern Sequence Information* IE, the Node B shall use the information to activate the indicated Transmission Gap Pattern Sequence(s) in the new RL. The received *CM Configuration Change CFN* refers to the latest passed CFN with that value. The Node B shall treat the received *TGCFN* IEs as follows:]

- [FDD - If any received *TGCFN* IE has the same value as the received *CM Configuration Change CFN* IE, the Node B shall consider the concerned Transmission Gap Pattern Sequence as activated at that CFN.]
- [FDD - If any received *TGCFN* IE does not have the same value as the received *CM Configuration Change CFN* IE but the first CFN after the *CM Configuration Change CFN* with a value equal to the *TGCFN* IE has already passed, the Node B shall consider the concerned Transmission Gap Pattern Sequence as activated at that CFN.]
- [FDD - For all other Transmission Gap Pattern Sequences included in the *Active Pattern Sequence Information* IE, the Node B shall activate each Transmission Gap Pattern Sequence at the first CFN after the *CM Configuration Change CFN* with a value equal to the *TGCFN* IE for the Transmission Gap Pattern Sequence.]

[FDD - DL Code Information]:

[FDD - When more than one DL DPDCH is assigned per RL, the segmented physical channel shall be mapped on to DL DPDCHs according to [8]. When p number of DL DPDCHs are assigned to each RL, the first pair of DL Scrambling Code and FDD DL Channelisation Code Number corresponds to "*PhCH number 1*", the second to "*PhCH number 2*", and so on until the p th to "*PhCH number p*".]

[TDD - PDSCH RL ID]:

[TDD - If the *PDSCH RL ID* IE is included in RADIO LINK SETUP REQUEST message, the Node B shall use the *PDSCH RL ID* as an identifier for the PDSCH and/or PUSCH in this radio link.]

[FDD – Phase Reference Handling]:

[FDD – If the RADIO LINK SETUP REQUEST message includes the *UE Support Of Dedicated Pilots For Channel Estimation* IE the Node B shall assume that dedicated pilots may be used for channel estimation with DCH or DSCH.]

[FDD – If the RADIO LINK SETUP REQUEST message includes the *UE Support Of Dedicated Pilots For Channel Estimation Of HS-DSCH* IE the Node B shall assume that dedicated pilots may be used for channel estimation with HS-DSCH.]

[FDD – If the RADIO LINK SETUP REQUEST message includes the *Primary CPICH Usage for Channel Estimation* IE and has the value "Primary CPICH shall not be used", the Node B shall assume that the UE is not using the Primary CPICH for channel estimation.]

[FDD – If the RADIO LINK SETUP REQUEST message includes the *Secondary CPICH Information* IE, the Node B shall assume that the Secondary CPICH indicated by the *Common Physical Channel ID* IE may be used for channel estimation.]

General:

[FDD - If the *Propagation Delay* IE is included, the Node B may use this information to speed up the detection of L1 synchronisation.]

[FDD - The *UL SIR Target* IE included in the message shall be used by the Node B as initial UL SIR target for the UL inner loop power control.]

[1.28Mcps TDD - The *UL SIR Target* IE included in the message shall be used by the Node B as initial UL SIR target for the UL inner loop power control according [19] and [21].]

[FDD - If the received *Limited Power Increase* IE is set to "Used", the Node B shall, if supported, use Limited Power Increase according to ref. [10] subclause 5.2.1 for the inner loop DL power control.]

[FDD - If the *TFCI Signalling Mode* IE within the RADIO LINK SETUP REQUEST message indicates that there shall be a hard split on the TFCI field but the *TFCI2 Bearer Information* IE is not included in the message, then the Node B shall transmit the TFCI2 field with zero power.]

[FDD - If the *TFCI Signalling Mode* IE within the RADIO LINK SETUP REQUEST message indicates that there shall be a hard split on the TFCI and the *TFCI2 Bearer Information* IE is included in the message, then the Node B shall transmit the TFCI2 field with zero power until Synchronization is achieved on the TFCI2 transport bearer and the first valid DSCH TFCI Signalling control frame is received on this bearer (see ref. [24]).]

[FDD - If the RADIO LINK SETUP REQUEST message includes the *Length Of TFCI2* IE, then the Node B shall apply the length of TFCI (field 2) indicated in the message.]

[FDD - If the RADIO LINK SETUP REQUEST message does not include the *Length Of TFCI2* IE and the *Split Type* IE is present with the value "Hard", then the Node B shall assume the length of the TFCI (field 2) is 5 bits.]

[1.28Mcps TDD - If the *UL CCTrCH Information* IE includes the *TDD TPC UL Step Size* IE, the Node B shall configure the uplink TPC step size according to the parameters given in the message.]

Radio Link Handling:

[FDD - Transmit Diversity]:

[FDD - When the *Diversity Mode* IE is set to "STTD", "Closedloop mode1" or "Closedloop mode2", the Node B shall activate/deactivate the Transmit Diversity for each Radio Link in accordance with the *Transmit Diversity Indication* IE]

DL Power Control:

[FDD - The Node B shall start any DL transmission using the initial DL power specified in the message on each DL DPCH of the RL until either UL synchronisation on the Uu interface is achieved for the RLS or Power Balancing is activated. No inner loop power control or balancing shall be performed during this period. The DL power shall then vary according to the inner loop power control (see ref.[10], subclause 5.2.1.2) and the power control procedure (see subclause 8.3.7), but shall always be kept within the maximum and minimum limit specified in the RADIO LINK SETUP REQUEST message. During compressed mode, the δP_{curr} , as described in ref.[10] subclause 5.2.1.3, shall be added to the maximum DL power for the associated compressed frame.]

[FDD - If the *DPC Mode* IE is present in the RADIO LINK SETUP REQUEST message, the Node B shall apply the DPC mode indicated in the message and be prepared that the DPC mode may be changed during the life time of the RL. If the *DPC Mode* IE is not present in the RADIO LINK SETUP REQUEST message, DPC mode 0 shall be applied (see ref. [10]).]

[3.84 Mcps TDD - The Node B shall determine the initial CcTrCH DL power for each DCH type CcTrCH by the following rule: If the *CcTrCH Initial DL Transmission Power* IE is included for that CcTrCH, then the Node B shall use that power for the initial CcTrCH DL power, otherwise the initial CcTrCH DL power is the *Initial DL Transmission Power* IE included in the *RL Information* IE. The Node B shall start any DL transmission on each DCH type CcTrCH using the initial CcTrCH DL power, as determined above, on each DL DPCH and on each Time Slot of the CcTrCH until the UL synchronisation on the Uu interface is achieved for the CcTrCH. No inner loop power control shall be performed during this period. The DL power shall then vary according to the inner loop power control (see ref.[21], subclause 4.2.3.4), but shall always be kept within the maximum and minimum limit specified in the RADIO LINK SETUP REQUEST message.]

[3.84 Mcps TDD - The Node B shall determine the maximum DL power for each DCH type CcTrCH by the following rule: If the *CcTrCH Maximum DL Transmission Power* IE is included for that CcTrCH, then the Node B shall use that power for the maximum DL power, otherwise the maximum DL power is the *Maximum DL Power* IE included in the *RL Information* IE.]

[3.84 Mcps TDD - The Node B shall determine the minimum DL power for each DCH type CcTrCH by the following rule: If the *CcTrCH Minimum DL Transmission Power* IE is included for that CcTrCH, then the Node B shall use that power for the minimum DL power, otherwise the minimum DL power is the *Minimum DL Power* IE included in the *RL Information* IE.]

[1.28 Mcps TDD - The Node B shall determine the initial DL power for each timeslot within the DCH type CcTrCH by the following rule: If the *Initial DL Transmission Power* IE is included in the *DL Timeslot Information LCR* IE, then the Node B shall use that power for the Initial DL Power and ignore the *DL Time Slot ISCP info LCR* IE, otherwise the initial DL Power is the *Initial DL Transmission Power* IE included in the *RL Information* IE and if *DL Time Slot ISCP info LCR* IE is present, the Node B shall use the indicated value when deciding the initial DL TX Power for each timeslot as specified in [21], it shall reduce the DL TX power in those downlink timeslots of the radio link where the interference is low, and increase the DL TX power in those timeslots where the interference is high, while keeping the total downlink power in the radio link unchanged. The Node B shall start any DL transmission on each timeslot within each DCH type CcTrCH using the initial DL power, as determined above, on each DL DPCH and on each timeslot of the CcTrCH until the UL synchronisation on the Uu interface is achieved for the CcTrCH. No inner loop power control shall be performed during this period. The DL power shall then vary according to the inner loop power control (see ref.[21], subclause 5.1.2.4), but shall always be kept within the maximum and minimum limit specified in the RADIO LINK SETUP REQUEST message.]

[1.28 Mcps TDD - The Node B shall determine the maximum DL power for each timeslot within the DCH type CcTrCH by the following rule: If the *Maximum DL Power* IE is included in the *DL Timeslot Information LCR* IE, then the Node B shall use that power for the maximum DL power, otherwise the maximum DL power is the *Maximum DL Power* IE included in the *RL Information* IE.]

[1.28 Mcps TDD - The Node B shall determine the minimum DL power for each timeslot within the DCH type CcTrCH by the following rule: If the *Minimum DL Power* IE is included in the *DL Timeslot Information LCR* IE, then the Node B shall use that power for the minimum DL power, otherwise the minimum DL power is the *Minimum DL Power* IE included in the *RL Information* IE.]

[3.84 Mcps TDD - If the *DL Time Slot ISCP Info* IE is present, the Node B shall use the indicated value when deciding the initial DL TX Power for each timeslot as specified in [21], i.e. it shall reduce the DL TX power in those downlink timeslots of the radio link where the interference is low, and increase the DL TX power in those timeslots where the interference is high, while keeping the total downlink power in the radio link unchanged].

[FDD - If the received *Inner Loop DL PC Status* IE is set to "Active", the Node B shall activate the inner loop DL power control for all RLS. If *Inner Loop DL PC Status* IE is set to "Inactive", the Node B shall deactivate the inner loop DL power control for all RLS according to ref. [10].]

[FDD - If the RADIO LINK SETUP REQUEST message includes the *DL Power Balancing Information* IE and the *Power Adjustment Type* IE is set to "Common" or "Individual", the Node B shall activate the power balancing, if activation of power balancing by the RADIO LINK SETUP REQUEST message is supported, according to subclause 8.3.7, using the *DL Power Balancing Information* IE. If the Node B starts the DL transmission and the activation of the power balancing at the same CFN, the initial power of the power balancing, i.e. P_{init} shall be set to the power level indicated by the *Initial DL Transmission Power* IE.]

[FDD - If activation of power balancing by the RADIO LINK SETUP REQUEST message is supported by the Node B, the Node B shall include the *DL Power Balancing Activation Indicator IE* in the *RL Information Response IE* in the RADIO LINK SETUP RESPONSE message.]

[1.28Mcps TDD - Uplink Synchronisation Parameters LCR]:

[1.28Mcps TDD - If the RADIO LINK SETUP REQUEST message contains the *Uplink Synchronisation Parameters LCR IE*, the Node B shall use the indicated values of *Uplink Synchronisation Step size IE* and *Uplink Synchronisation Frequency IE* when evaluating the timing of the UL synchronisation.]

General:

If the RADIO LINK SETUP REQUEST message includes the *RL Specific DCH Information IE*, the Node B may use the transport layer address and the binding identifier received from the CRNC when establishing a transport bearer for the DCH or the set of co-ordinated DCHs.

[FDD - If the RADIO LINK SETUP REQUEST message includes the *SSDT Cell Identity IE* and the *S-Field Length IE*, the Node B shall activate SSDT, if supported, using the *SSDT Cell Identity IE* and *SSDT Cell Identity Length IE*.]

[FDD - If the RADIO LINK SETUP REQUEST message includes the *Qth Parameter IE* in addition to the *SSDT Cell Identity IE*, the Node B shall use the *Qth Parameter IE*, if Qth signalling is supported, when SSDT is activated.]

[FDD - Irrespective of SSDT activation, the Node B shall include in the RADIO LINK SETUP RESPONSE message an indication concerning the capability to support SSDT on this RL. Only if the RADIO LINK SETUP REQUEST message requested SSDT activation and the RADIO LINK SETUP RESPONSE message indicates that the SSDT capability is supported for this RL, SSDT is activated in the Node B.]

[FDD - If the RADIO LINK SETUP REQUEST message includes the *SSDT Cell Identity for EDSCHPC IE*, the Node B shall activate enhanced DSCH power control, if supported, using the *SSDT Cell Identity For EDSCHPC IE* and *SSDT Cell Identity Length IE* as well as *Enhanced DSCH PC IE* in accordance with ref. [10] subclause 5.2.2. If the RADIO LINK SETUP REQUEST message includes both *SSDT Cell Identity IE* and *SSDT Cell Identity For EDSCHPC IE*, then the Node B shall ignore the value in *SSDT Cell Identity For EDSCHPC IE*. If the enhanced DSCH power control is activated and the TFCI power control in DSCH hard split mode is supported, the primary/secondary status determination in the enhanced DSCH power control is also applied to the TFCI power control in DSCH hard split mode.]

The Node B shall start reception on the new RL(s) after the RLs are successfully established.

/* partly omitted */

8.3.1 Radio Link Addition

8.3.1.2 Successful Operation

/* partly omitted */

Physical Channels Handling:

[TDD – If the *UL DPCH Information* IE is present, the Node B shall configure the new UL DPCH(s) according to the parameters given in the message.]

[TDD – If the *DL DPCH Information* IE is present, the Node B shall configure the new DL DPCH(s) according to the parameters given in the message.]

[FDD – Compressed Mode]:

[FDD – If the RADIO LINK ADDITION REQUEST message includes the *Compressed Mode Deactivation Flag* IE with value "Deactivate", the Node B shall not activate any compressed mode pattern in the new RLs. In all the other cases (Flag set to "Maintain Active" or not present), the ongoing compressed mode (if existing) shall be applied also to the added RLs.]

[FDD- If the RADIO LINK ADDITION REQUEST message contains the *Transmission Gap Pattern Sequence Code Information* IE for any of the allocated DL Channelisation Codes, the Node B shall apply the alternate scrambling code as indicated for each DL Channelisation Code for which the *Transmission Gap Pattern Sequence Code Information* IE is set to "Code Change".]

[FDD – DL Code Information]:

[FDD – When more than one DL DPCH are assigned per RL, the segmented physical channel shall be mapped on to DL DPCHs according to ref. [8]. When p number of DL DPCHs are assigned to each RL, the first pair of DL Scrambling Code and FDD DL Channelisation Code Number corresponds to "*PhCH number 1*", the second to "*PhCH number 2*", and so on until the p th to "*PhCH number p*".]

[TDD – CCTrCH Handling]:

[TDD – If the *UL CCTrCH Information* IE is present, the Node B shall configure the new UL CCTrCH(s) according to the parameters given in the message.]

[1.28Mcps TDD - If the *UL CCTrCH Information* IE includes the *TDD TPC UL Step Size* IE, the Node B shall configure the uplink TPC step size according to the parameters given in the message, otherwise it shall use the step size configured in other radio link.]

[TDD – If the *DL CCTrCH Information* IE is present, the Node B shall configure the new DL CCTrCH(s) according to the parameters given in the message.]

[TDD - If the *DL CCTrCH Information* IE includes the *TDD TPC DL Step Size* IE, the Node B shall configure the downlink TPC step size according to the parameters given in the message, otherwise it shall use the step size configured in other radio link.]

[FDD – Phase Reference Handling]:

[FDD – If the RADIO LINK ADDITION REQUEST message includes the *Primary CPICH Usage for Channel Estimation* IE and has the value "Primary CPICH shall not be used", the Node B shall assume that the UE is not using the Primary CPICH for channel estimation.]

[FDD – If the RADIO LINK ADDITION REQUEST message includes the *Secondary CPICH Information* IE, the Node B shall assume that the Secondary CPICH indicated by the *Common Physical Channel ID* IE may be used for channel estimation.]

Radio Link Handling:

Diversity Combination Control:

The *Diversity Control Field* IE indicates for each RL whether the Node B shall combine the new RL with existing RL(s) or not.

- If the *Diversity Control Field* IE is set to "May", the Node B shall decide for any of the alternatives.
- If the *Diversity Control Field* IE is set to "Must", the Node B shall combine the RL with one of the other - RL.
- If the *Diversity Control Field* IE is set to "Must not", the Node B shall not combine the RL with any other existing RL.

When a new RL is to be combined, the Node B shall choose which RL(s) to combine it with.

In the case of not combining a RL with a RL established with a previous Radio Link Setup or Radio Link Addition Procedure or a RL previously listed in the RADIO LINK ADDITION RESPONSE message, the Node B shall indicate with the Diversity Indication in the *RL Information Response* IE in the RADIO LINK ADDITION RESPONSE message that no combining is done. In this case, the Node B shall include in the *DCH Information Response* IE both the *Transport Layer Address* IE and the *Binding ID* IE for the transport bearer to be established for each DCH of the RL in the RADIO LINK ADDITION RESPONSE message.

In the case of combining with a RL established with a previous Radio Link Setup or Radio Link Addition Procedure or with a RL previously listed in this RADIO LINK ADDITION RESPONSE message, the Node B shall indicate with the Diversity Indication in the *RL Information Response* IE in the RADIO LINK ADDITION RESPONSE message that the RL is combined. In this case, the *RL ID* IE indicates (one of) the previously established RL(s) or a RL previously listed in this RADIO LINK ADDITION RESPONSE message with which the new RL is combined.

In the case of a set of co-ordinated DCHs, the *Binding ID* IE and the *Transport Layer Address* IE shall be included for only one of the DCHs in a set of coordinated DCHs.

[TDD – The Node B shall include in the RADIO LINK ADDITION RESPONSE message both the *Transport Layer Address* IE and the *Binding ID* IE for the transport bearer to be established for each DSCH and USCH.]

[FDD – Transmit Diversity]:

[FDD – If the *Transmit Diversity Indicator* IE is included in the RADIO LINK ADDITION REQUEST message, the Node B shall activate/deactivate the Transmit Diversity for each new Radio Link in accordance with the *Transmit Diversity Indicator* IE and the already known diversity mode.]

DL Power Control:

[FDD – If the RADIO LINK ADDITION REQUEST message includes the *Initial DL Transmission Power* IE, the Node B shall apply the given power to the transmission on each DL DPCH of the RL when starting transmission until either UL synchronisation on the Uu interface is achieved for the RLS or Power Balancing is activated. If no *Initial DL Transmission Power* IE is included, the Node B shall use any transmission power level currently used on already existing RLs for this Node B Communication Context. No inner loop power control or balancing shall be performed during this period. The DL power shall then vary according to the inner loop power control (see ref.[10], subclause 5.2.1.2) with DPC MODE currently configured for the relevant Node B Communication Context and the downlink power control procedure (see subclause 8.3.7).]

[3.84 Mcps TDD – If the RADIO LINK ADDITION REQUEST message includes the *Initial DL Transmission Power* IE, the Node B shall determine the initial CCTrCH DL power for each DCH type CCTrCH by the following rule: If the *CCTrCH Initial DL Transmission Power* IE is included for that CCTrCH, then the Node B shall use that power for the initial CCTrCH DL power, otherwise the initial CCTrCH DL power is the *Initial DL Transmission Power* IE included in the *RL Information* IE. The Node B shall apply the given power to the transmission on each DL DPCH and on each Time Slot of the CCTrCH when starting transmission until the UL synchronisation on the Uu interface is achieved for the CCTrCH. If no *Initial DL Transmission Power* IE is included (even if *CCTrCH Initial DL Transmission Power* IEs are included), the Node B shall use any transmission power level currently used on already existing CCTrCHs for this Node B Communication Context. No inner loop power control shall be performed during this period. The DL power shall then vary according to the inner loop power control (see ref.[21], subclause 4.2.3.4).]

[1.28 Mcps TDD - If the RADIO LINK ADDITION REQUEST message includes the *Initial DL Transmission Power* IE, the Node B shall determine the initial DL power for each timeslot within a DCH type CCTrCH by the following rule: If the *Initial DL Transmission Power* IE is included in the *DL Timeslot Information LCR* IE, then the Node B shall use that power for the initial DL power and ignore the *DL Time*

Slot ISCP info LCR, otherwise the initial DL power is the *Initial DL Transmission Power* IE included in the *RL Information* IE and if *DL Time Slot ISCP info LCR* IE is present, the Node B shall use the indicated value when deciding the initial DL TX Power for each timeslot as specified in [21], it shall reduce the DL TX power in those downlink timeslots of the radio link where the interference is low, and increase the DL TX power in those timeslots where the interference is high, while keeping the total downlink power in the radio link unchanged. The Node B shall apply the given power to the transmission on each DL DPCH and on each Time Slot of the CCTrCH when starting transmission until the UL synchronisation on the Uu interface is achieved for the CCTrCH. If no *Initial DL Transmission Power* IE is included, the Node B shall use any transmission power level currently used on already existing RL/timeslots for this Node B Communication Context. No inner loop power control shall be performed during this period. The DL power shall then vary according to the inner loop power control (see ref.[21], subclause 5.1.2.4).]

[FDD - If the RADIO LINK ADDITION REQUEST message includes the *Maximum DL Power* IE, the Node B shall store this value and not transmit with a higher power on any DL DPCH of the RL. If no *Maximum DL Power* IE is included, any Maximum DL power stored for already existing RLs for this Node B Communication Context shall be applied. During compressed mode, the δP_{curr} , as described in ref.[10] subclause 5.2.1.3, shall be added to the maximum DL power for the associated compressed frame.]

[FDD - If the RADIO LINK ADDITION REQUEST message includes the *Minimum DL Power* IE, the Node B shall store this value and never transmit with a lower power on any DL DPCH of the RL. If no *Minimum DL Power* IE is included, any Minimum DL power stored for already existing RLs for this Node B Communication Context shall be applied.]

[3.84 Mcps TDD - If the RADIO LINK ADDITION REQUEST message includes the *Maximum DL Power* IE, the Node B shall determine the maximum CCTrCH DL power for each DCH type CCTrCH by the following rule: If the *CCTrCH Maximum DL Transmission Power* IE is included for that CCTrCH, then the Node B shall use that power for the maximum CCTrCH DL power, otherwise the maximum CCTrCH DL power is the *Maximum DL Power* IE included in the *RL Information* IE. If no *Maximum DL Power* IE is included (even if *CCTrCH Maximum DL Transmission Power* IEs are included), any maximum DL power stored for already existing DCH type CCTrCHs for this Node B Communication Context shall be applied.]

[3.84 Mcps TDD - If the RADIO LINK ADDITION REQUEST message includes the *Minimum DL Power* IE, the Node B shall determine the minimum CCTrCH DL power for each DCH type CCTrCH by the following rule: If the *CCTrCH Minimum DL Transmission Power* IE is included for that CCTrCH, then the Node B shall use that power for the minimum CCTrCH DL power, otherwise the minimum CCTrCH DL power is the *Minimum DL Power* IE included in the *RL Information* IE. If no *Minimum DL Power* IE is included (even if *CCTrCH Minimum DL Transmission Power* IEs are included), any minimum DL power stored for already existing DCH type CCTrCHs for this Node B Communication Context shall be applied.]

[1.28 Mcps TDD - If the RADIO LINK ADDITION REQUEST message includes the *Maximum DL Power* IE, the Node B shall determine the maximum DL power for each timeslot within a DCH type CCTrCH by the following rule: If the *Maximum DL Power* IE is included in the *DL Timeslot Information LCR* IE for that timeslot, then the Node B shall use that power for the maximum DL power, otherwise the maximum DL power is the *Maximum DL Power* IE included in the *RL Information* IE. The Node B shall store this value and not transmit with a higher power on any applicable DL DPCH. If no *Maximum DL Power* IE is included, any maximum DL power stored for already existing RL/timeslots for this Node B Communication Context shall be applied.]

[1.28 Mcps TDD - If the RADIO LINK ADDITION REQUEST message includes the *Minimum DL Power* IE, the Node B shall determine the minimum DL power for each timeslot within a DCH type CCTrCH by the following rule: If the *Minimum DL Power* IE is included in the *DL Timeslot Information LCR* IE for that timeslot, then the Node B shall use that power for the minimum DL power, otherwise the minimum DL power is the *Minimum DL Power* IE included in the *RL Information* IE. The Node B shall store this value and not transmit with a lower power on any applicable DL DPCH. If no *Minimum DL Power* IE is included, any minimum DL power stored for already existing RL/timeslots for this Node B Communication Context shall be applied.]

[3.84 Mcps TDD - If the RADIO LINK ADDITION REQUEST message includes the *DL Time Slot ISCP Info* IE, the Node B shall use the indicated value when deciding the DL TX Power for each timeslot as specified in ref. [21], i.e. it shall reduce the DL TX power in those downlink timeslots of the radio link where the interference is low, and increase the DL TX power in those timeslots where the interference is high, while keeping the total downlink power in the radio link unchanged].

[FDD – If the power balancing is active with the Power Balancing Adjustment Type of the Node B Communication Context set to "Individual" in the existing RL(s) and the RADIO LINK ADDITION REQUEST message includes the *DL Reference Power* IE, the Node B shall activate the power balancing and use the *DL Reference Power* IE for the power balancing procedure in the new RL(s), if activation of power balancing by the RADIO LINK ADDITION REQUEST message is supported, according to subclause 8.3.7. If the Node B starts the DL transmission and the activation of the power balancing at the same CFN, the initial power of the power balancing, i.e. P_{ini} shall be set to the power level indicated by the *Initial DL Transmission Power* IE (if received) or the decided DL TX power level on each DL channelisation code of a RL based on power level of existing RLs.]

[FDD – If activation of power balancing by the RADIO LINK ADDITION REQUEST message is supported by the Node B, the Node B shall include the *DL Power Balancing Activation Indicator* IE in the *RL Information Response* IE in the RADIO LINK ADDITION RESPONSE message.]

[1.28Mcps TDD – Uplink Synchronisation Parameters LCR]:

[1.28Mcps TDD - If the RADIO LINK ADDITION REQUEST message contains the *Uplink Synchronisation Parameters LCR* IE, the Node B shall use the indicated values of *Uplink Synchronisation Stepsize* IE and *Uplink Synchronisation Frequency* IE when evaluating the timing of the UL synchronisation.]

General:

If the RADIO LINK ADDITION REQUEST message includes the *RL Specific DCH Information* IE, the Node B may use the transport layer address and the binding identifier received from the CRNC when establishing a transport bearer for the DCH or the set of co-ordinated DCHs.

[FDD – If the RADIO LINK ADDITION REQUEST message contains an *SSDT Cell Identity* IE, the Node B shall activate SSDT, if supported, for the concerned new RL, with the indicated SSDT cell identity used for that RL.]

[FDD – If the RADIO LINK ADDITION REQUEST message includes the *Qth Parameter* IE in addition to the *SSDT Cell Identity* IE, the Node B shall use the *Qth Parameter* IE, if Qth signalling is supported, when SSDT is activated in the concerned new RL.]

The Node B shall start reception on the new RL(s) after the RLs are successfully established.

/* partly omitted */

8.3.2 Synchronised Radio Link Reconfiguration Preparation

8.3.2.2 Successful Operation

/* partly omitted */

Signalling bearer rearrangement:

If the RADIO LINK RECONFIGURATION PREPARE message includes the *Signalling Bearer Request Indicator* IE the Node B shall, if supported, allocate a new Communication Control Port for the control of the Node B Communication Context and include the *Target Communication Control Port ID* IE in the RADIO LINK RECONFIGURATION READY message.

HS-DSCH Addition/Modification/Deletion:

If the RADIO LINK RECONFIGURATION PREPARE message includes any *HS-DSCH To Add* IE or *HS-DSCH To Modify* IE or *HS-DSCH To Delete* IE, then the Node B shall use this information to add/modify/delete the indicated HS-DSCH channel to/from the radio link.

[FDD – If the *HS-SCCH Power Offset* IE is included in the *HS-DSCH Information To Add* IE or *HS-DSCH Information To Modify* IE, the Node B may use this value to determine the HS-SCCH power. The HS-SCCH Power Offset should be applied for any HS-SCCH transmission to this UE.]

[FDD – If the RADIO LINK RECONFIGURATION PREPARE message includes the *CQI Feedback Cycle k* IE, the *CQI Repetition Factor* IE, the *ACK-NACK Repetition Factor* IE, the *ACK Power Offset* IE, the *NACK Power Offset* IE or the *CQI Power Offset* IE in the *HS-DSCH Information To Modify* IE, then the DRNS shall use the indicated CQI Feedback Cycle k value, the CQI Repetition Factor or the ACK-NACK Repetition Factor, ACK Power Offset, the NACK Power Offset or the CQI Power Offset in the new configuration.]

If the RADIO LINK RECONFIGURATION PREPARE message includes an *HS-PDSCH RL ID* IE, then the Node B shall configure the HS-PDSCH in the radio link indicated by this IE, while removing any existing HS-PDSCH resources from other radio links associated with the Node B Communication Context.

If the RADIO LINK RECONFIGURATION PREPARE message includes an *HS-DSCH-RNTI* IE, then the Node B shall use the HS-DSCH-RNTI for the Node B Communication Context.

If the new configuration does not include a HS-DSCH, the HS-DSCH-RNTI, if existing in the Node B Communication Context, shall be deleted from the Node B Communication Context.

If the RADIO LINK RECONFIGURATION PREPARE message includes an *HS-DSCH To Delete* IE requesting the deletion of certain HS-DSCH resources for the Node B Communication Context, the Node B shall remove the indicated HS-DSCH in the new configuration.

The Node B shall include the *HS-DSCH Initial Capacity Allocation* IE in the RADIO LINK RECONFIGURATION READY message for each MAC-d flow, if the Node B allows the CRNC to start transmission of MAC-d PDUs before the Node B has allocated capacity on user plane as described in [24].

If the RADIO LINK RECONFIGURATION PREPARE message includes the *MAC-hs Window Size* IE in the *HS-DSCH Information To Modify* IE, then the Node B shall use the indicated MAC-hs window size value in the new configuration.

[FDD - If the RADIO LINK RECONFIGURATION PREPARE message includes *Measurement Power Offset* IE in the *HS-DSCH To Add* IE or the *HS-DSCH To Modify* IE, then the Node B shall use the measurement power offset as described in [10] subclause 6A.2.]

If the RADIO LINK RECONFIGURATION PREPARE message includes the *MAC-hs Guaranteed Bit Rate* IE in the *HS-DSCH Information To Add* IE or *HS-DSCH Information To Modify* IE, the Node B shall use this information to optimise MAC-hs scheduling decisions.

If the RADIO LINK RECONFIGURATION PREPARE message includes the *T1* IE in the *HS-DSCH Information To Modify* IE, then the Node B shall use the indicated T1 value in the new configuration.

[FDD - Phase Reference Handling]:

[FDD – If the RADIO LINK RECONFIGURATION PREPARE message includes the *UE Support Of Dedicated Pilots For Channel Estimation* IE, the Node B shall assume that dedicated pilots may be used for channel estimation with DCH or DSCH.]

[FDD – If the RADIO LINK RECONFIGURATION PREPARE message includes the *UE Support Of Dedicated Pilots For Channel Estimation Of HS-DSCH* IE, the Node B shall assume that dedicated pilots may be used for channel estimation with HS-DSCH.]

[FDD – If the RADIO LINK RECONFIGURATION PREPARE message includes the *Primary CPICH Usage for Channel Estimation* IE and has the value "Primary CPICH shall not be used", the Node B shall assume that the UE is not using the Primary CPICH for channel estimation.]

[FDD – If the RADIO LINK RECONFIGURATION PREPARE message includes the *Secondary CPICH Information change* IE, the Node B shall assume that the Secondary CPICH indicated by the *Common Physical Channel ID* IE, may be used for channel estimation.]

General

If the RADIO LINK RECONFIGURATION PREPARE message includes the *Transport Layer Address* IE and *Binding ID* IEs in the *DSCHs To Modify*, *DSCHs To Add*, [TDD - *USCHs To Modify*, *USCHs To Add*], *HS-DSCH To Modify*, *HS-DSCH To Add* or in the *RL Specific DCH Information* IEs, the Node B may use the transport layer address and the binding identifier received from the CRNC when establishing a transport bearer for any Transport Channel or HS-DSCH MAC-d flow being added, or any Transport Channel or HS-DSCH MAC-d flow being modified for which a new transport bearer was requested with the *Transport Bearer Request Indicator* IE.

If the requested modifications are allowed by the Node B and the Node B has successfully reserved the required resources for the new configuration of the Radio Link(s), it shall respond to the CRNC with the RADIO LINK RECONFIGURATION READY message. When this procedure has been completed successfully there exists a Prepared Reconfiguration, as defined in subclause 3.1.

The Node B shall include in the RADIO LINK RECONFIGURATION READY message the *Transport Layer Address* IE and the *Binding ID* IE for any Transport Channel or HS-DSCH MAC-d flow being added or any Transport Channel or HS-DSCH MAC-d flow being modified for which a new transport bearer was requested with the *Transport Bearer Request Indicator* IE.

In the case of a set of co-ordinated DCHs requiring a new transport bearer on the Iub interface, the *Transport Layer Address* IE and the *Binding ID* IE in the *DCH Information Response* IE shall be included only for one of the DCH in the set of co-ordinated DCHs.

In the case of a Radio Link being combined with another Radio Link within the Node B, the *Transport Layer Address* IE and the *Binding ID* IE in the *DCH Information Response* IE shall be included only for one of the combined Radio Links.

8.3.5 Unsynchronised Radio Link Reconfiguration

8.3.5.2 Successful Operation

/ partly omitted */*

[TDD – If the RADIO LINK RECONFIGURATION REQUEST message includes any *UL CcTrCH To Modify* IE or *DL CcTrCH To Modify* IE in the Radio Link(s), the Node B shall reserve necessary resources for the new configuration of the Radio Link(s) according to the parameters given in the message.]

[TDD – If the *UL/DL CcTrCH To Modify* IE includes *TFCS* IE and/or *Puncture Limit* IE, the Node B shall apply these as the new values, otherwise the old values specified for this CcTrCH are still applicable.]

[1.28Mcps TDD - If the *UL CcTrCH To Modify* IE includes *UL SIR Target* IE, the Node B shall apply this value as the new configuration and use it for the UL inner loop power control according [19] and [21].]

[TDD – UL/DL CcTrCH Deletion]

[TDD – If the RADIO LINK RECONFIGURATION REQUEST message includes any *UL CcTrCH To Delete* IE or *DL CcTrCH To Delete* IE, the Node B shall not include this CcTrCH in the new configuration.]

DL Power Control:

- [FDD – If the *Radio Link Information* IE includes the *DL Reference Power* IE and the power balancing is active, the Node B shall update the reference power of the power balancing in the indicated RL(s), if updating of power balancing parameters by the RADIO LINK RECONFIGURATION REQUEST message is supported, using the *DL Reference Power* IE in the RADIO LINK RECONFIGURATION REQUEST message. The updated reference power shall be used from the next adjustment period.]

[FDD – If updating of power balancing parameters by the RADIO LINK RECONFIGURATION REQUEST message is supported by the Node B, the Node B shall include the *DL Power Balancing Updated Indicator* IE in the *RL Information Response* IE for each affected RL in the RADIO LINK RECONFIGURATION RESPONSE message.]

RL Information:

If the RADIO LINK RECONFIGURATION REQUEST message includes the *RL Information* IE, the Node B shall treat it as follows:

- [FDD - If the *RL Information* IE includes the *Maximum DL Power* IE, the Node B shall apply this value to the new configuration and not transmit with a higher power on any Downlink DPCH of the Radio Link once the new configuration is being used. During compressed mode, the δP_{curr} as described in ref.[10] subclause 5.2.1.3, shall be added to the maximum DL power for the associated compressed frame.]
- [FDD - If the *RL Information* IE includes the *Minimum DL Power* IE, the Node B shall apply this value to the new configuration and never transmit with a lower power on any Downlink Channelisation Code of the Radio Link once the new configuration is being used.]
- [3.84 Mcps TDD - If *Maximum CcTrCH DL Power* IE and/or *Minimum CcTrCH DL Power* IE are included, the Node B shall apply the values in the new configuration for this DCH type CcTrCH, if the *RL Information* IE includes *Maximum Downlink Power* and/or the *Minimum Downlink Power* IEs, the Node B shall apply the values in the new configuration for all other DCH type CcTrCHs.]
- [1.28 Mcps TDD - If *Maximum DL Power* IE and/or *Minimum DL Power* IE are included within *DL Timeslot Information LCR* IE, the the Node B shall apply the values in the new configuration for this timeslot, if the *RL Information* IE includes *Maximum Downlink Power* and/or the *Minimum Downlink Power* IEs, the Node B shall apply the values in the new configuration for all other timeslots.]
- [FDD – If the *RL Information* IE contains the *Transmission Gap Pattern Sequence Code Information* IE in the *DL Code Information* IE for any of the allocated DL Channelisation Codes, the Node B shall apply the alternate scrambling code as indicated whenever the downlink compressed mode method SF/2 is active in the new configuration.]

- [1.28Mcps TDD – If the *RL Information IE* contains the *Uplink Synchronisation Parameters LCR IE*, the Node B shall use the indicated values of *Uplink Synchronisation Stepsize IE* and *Uplink Synchronisation Frequency IE* when evaluating the timing of the UL synchronisation.]

Signalling Bearer Re-arrangement:

If the RADIO LINK RECONFIGURATION REQUEST message includes the *Signalling Bearer Request Indicator IE*, the Node B shall, if supported, allocate a new Communication Control Port for the control of the Node B Communication Context and include the *Target Communication Control Port ID IE* in the RADIO LINK RECONFIGURATION RESPONSE message.

[FDD – Phase Reference Handling]:

[FDD – If the RADIO LINK RECONFIGURATION REQUEST message includes the *UE Support Of Dedicated Pilots For Channel Estimation IE*, the Node B shall assume that dedicated pilots may be used for channel estimation with DCH or DSCH.]

[FDD – If the RADIO LINK RECONFIGURATION REQUEST message includes the *UE Support Of Dedicated Pilots For Channel Estimation Of HS-DSCH IE*, Node B shall assume that dedicated pilots may be used for channel estimation with HS-DSCH.]

General

If the RADIO LINK RECONFIGURATION REQUEST message includes the *RL Specific DCH Information IE*, the Node B may use the transport layer address and the binding identifier received from the CRNC when establishing a transport bearer for any Transport Channel being added or any Transport Channel being modified for which a new transport bearer was requested with the *Transport Bearer Request Indicator IE*.

If the requested modifications are allowed by the Node B, the Node B has successfully allocated the required resources, and changed to the new configuration, it shall respond to the CRNC with the RADIO LINK RECONFIGURATION RESPONSE message.

The Node B shall include in the RADIO LINK RECONFIGURATION RESPONSE message the *Transport Layer Address IE* and the *Binding ID IE* for any Transport Channel being added or any Transport Channel being modified for which a new transport bearer was requested with the *Transport Bearer Request Indicator IE*. The detailed frame protocol handling during transport bearer replacement is described in [16], subclause 5.10.1.

In the case of a set of co-ordinated DCHs requiring a new transport bearer on the Iub interface, the *Transport Layer Address IE* and the *Binding ID IE* in the *DCH Information Response IE* shall be included only for one of the DCH in the set of coordinated DCHs.

In the case of a Radio Link being combined with another Radio Link within the Node B, the *Transport Layer Address IE* and the *Binding ID IE* in the *DCH Information Response IE* shall be included only for one of the combined Radio Links.

In the case of a signalling bearer re-arrangement, the new Communication Control Port shall be used once the Node B has sent the RADIO LINK RECONFIGURATION RESPONSE message via the old Communication Control Port.

8.3.8 Dedicated Measurement Initiation

8.3.8.1 General

This procedure is used by a CRNC to request the initiation of measurements on dedicated resources in a Node B.

The Dedicated Measurement Initiation procedure shall not be initiated if a Prepared Reconfiguration exists, as defined in subclause 3.1.

8.3.8.2 Successful Operation

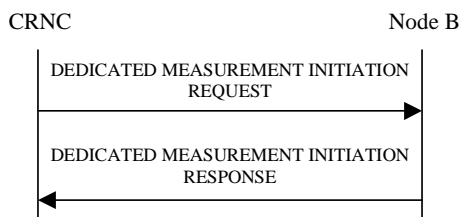


Figure 38: Dedicated Measurement Initiation procedure, Successful Operation

The procedure is initiated with a DEDICATED MEASUREMENT INITIATION REQUEST message sent from the CRNC to the Node B using the Communication Control Port assigned to the Node B Communication Context.

Upon reception, the Node B shall initiate the requested measurement according to the parameters given in the DEDICATED MEASUREMENT INITIATION REQUEST message. Unless specified below the meaning of the parameters are given in other specifications.

If the *Node B Communication Context ID* IE equals the reserved value "All NBCC", this measurement request shall apply for all current and future Node B Communication Contexts controlled via the Communication Control Port on which the DEDICATED MEASUREMENT INITIATION REQUEST message was received. Otherwise, this measurement request shall apply for the requested Node B Communication Context ID only.

If the *Node B Communication Context ID* IE equals the reserved value "All NBCC", the measurement request shall be treated as a single measurement, despite applying to multiple contexts. This means that it may only be terminated or failed on "All NBCC".

If the *Node B Communication Context ID* IE equals the reserved value "All NBCC", the measurement shall be initiated only for those Node B Communication Contexts handling a mode (FDD, 3.84Mcps TDD or 1.28Mcps TDD) for which the concerned measurement is specified in [4] and [5].

If the Dedicated Measurement Object Type is indicated as being "RL" in the DEDICATED MEASUREMENT INITIATION REQUEST message, measurement results shall be reported for all indicated Radio Links.

[FDD – If the Dedicated Measurement Object Type is indicated as being "RLS" in the DEDICATED MEASUREMENT INITIATION REQUEST message, measurement results shall be reported for all indicated Radio Link Sets.]

[FDD - If the Dedicated Measurement Object Type is indicated as being "ALL RL" in the DEDICATED MEASUREMENT INITIATION REQUEST message, measurement results shall be reported for all current and future Radio Links within the Node B Communication Context.]

[TDD - If the Dedicated Measurement Object Type is indicated as being "ALL RL" in the DEDICATED MEASUREMENT INITIATION REQUEST message, measurement results shall be reported for one existing DPCH per CCTrCH in each used time slot of current and future Radio Links within the Node B Communication Context, provided the measurement type is applicable to the respective DPCH.]

[FDD – If the Dedicated Measurement Object Type is indicated as being "ALL RLS" in the DEDICATED MEASUREMENT INITIATION REQUEST message, measurement results shall be reported for all existing and future Radio Link Sets within the Node B Communication Context.]

[TDD – If the *DPCH ID* IE is provided within the RL Information, the measurement request shall apply for the requested physical channel individually. If no *DPCH ID* IE, *HS-SICH ID* IE and no *PUSCH Information* IE is provided within the RL Information, the measurement request shall apply for one existing physical channel per CCTrCH in each used time slot of the Radio Link, provided the measurement type is applicable to this physical channel.]

[TDD – If the *PUSCH Information* IE is provided within the RL Information, the measurement request shall apply for the requested physical channel individually.]

[TDD – If the *HS-SICH Information* IE is provided within the RL Information, the measurement request shall apply for the requested physical channel individually.]

[TDD - If the *Dedicated Measurement Type* IE is set to "HS-SICH reception quality ", the Node B shall initiate measurements of the failed, missed and total HS-SICH transmissions on all of the HS-SICH assigned to this Node B Communication Context. If either the failed or missed HS-SICH transmission satisfies the requested report characteristics, the Node B shall report the result of both failed and missed transmission measurements along with the total number of transmissions.]

If the *CFN Reporting Indicator* IE is set to "FN Reporting Required", the *CFN* IE shall be included in the DEDICATED MEASUREMENT REPORT message or in the DEDICATED MEASUREMENT RESPONSE message, the latter only in the case the *Report Characteristics* IE is set to "On Demand". The reported CFN shall be the CFN at the time when the measurement value was reported by the layer 3 filter, referred to as point C in the measurement model [25].

[\[FDD – If the *Number Of Reported Cell Portion* IE is included in the DEDICATED MEASUREMENT INITIATION REQUEST message, the value shall be used to determine how many *Cell Portion ID* IEs and *SIR Value* IEs shall be included in *Best Cell Portions* IE.\]](#)

Report characteristics

The *Report Characteristics* IE indicates how the reporting of the measurement shall be performed. See also Annex B.

If the *Report Characteristics* IE is set to "On Demand" and if the *CFN* IE is not provided, the Node B shall return the result of the measurement immediately. If the *CFN* IE is provided, it indicates the frame for which the measurement value shall be provided. The provided measurement value shall be the one reported by the layer 3 filter, referred to as point C in the measurement model [25].

If the *Report Characteristics* IE is set to "Periodic", the Node B shall periodically initiate the Dedicated Measurement Report procedure for this measurement, with the requested report frequency. If the *CFN* IE is provided, it indicates the frame for which the first measurement value of a periodic reporting shall be provided. The provided measurement value shall be the one reported by the layer 3 filter, referred to as point C in the measurement model [25].

If the *Report Characteristics* IE is set to "Event A", the Node B shall initiate the Dedicated Measurement Reporting procedure when the measured entity rises above the requested threshold and stays there for the requested hysteresis time. If the *Measurement Hysteresis Time* IE is not included, the Node B shall use the value zero for the hysteresis time.

If the *Report Characteristics* IE is set to "Event B", the Node B shall initiate the Dedicated Measurement Reporting procedure when the measured entity falls below the requested threshold and stays there for the requested hysteresis time. If the *Measurement Hysteresis Time* IE is not included, the Node B shall use the value zero for the hysteresis time.

If the *Report Characteristics* IE is set to "Event C", the Node B shall initiate the Dedicated Measurement Reporting procedure when the measured entity rises by an amount greater than the requested threshold within the requested time. After having reported this type of event, the next C event reporting for the same measurement cannot be initiated before the rising time specified by the *Measurement Change Time* IE has elapsed since the previous event reporting.

If the *Report Characteristics* IE is set to "Event D", the Node B shall initiate the Dedicated Measurement Reporting procedure when the measured entity falls by an amount greater than the requested threshold within the requested time. After having reported this type of event, the next D event reporting for the same measurement cannot be initiated before the falling time specified by the *Measurement Change Time* IE has elapsed since the previous event reporting.

If the *Report Characteristics* IE is set to "Event E", the Node B shall initiate the Dedicated Measurement Reporting procedure when the measured entity rises above the 'Measurement Threshold 1' and stays there for the 'Measurement Hysteresis Time' (Report A). When the conditions for Report A are met and the *Report Periodicity* IE is provided, the Node B shall also initiate the Dedicated Measurement Reporting procedure periodically. If the conditions for Report A have been met and the measured entity falls below the 'Measurement Threshold 2' and stays there for the 'Measurement Hysteresis Time', the Node B shall initiate the Dedicated Measurement Reporting procedure (Report B) as well as terminating any corresponding periodic reporting. If the *Measurement Threshold 2* IE is not present, the Node B shall

use the value of the *Measurement Threshold 1* IE instead. If the *Measurement Hysteresis Time* IE is not included, the Node B shall use the value zero as hysteresis times for both Report A and Report B.

If the *Report Characteristics* IE is set to "Event F", the Node B shall initiate the Dedicated Measurement Reporting procedure when the measured entity falls below the 'Measurement Threshold 1' and stays there for the 'Measurement Hysteresis Time' (Report A). When the conditions for Report A are met and the *Report Periodicity* IE is provided, the Node B shall also initiate the Dedicated Measurement Reporting procedure periodically. If the conditions for Report A have been met and the measured entity rises above the 'Measurement Threshold 2' and stays there for the 'Measurement Hysteresis Time', the Node B shall initiate the Dedicated Measurement Reporting procedure (Report B) as well as terminating any corresponding periodic reporting. If the *Measurement Threshold 2* IE is not present, the Node B shall use the value of the *Measurement Threshold 1* IE instead. If the *Measurement Hysteresis Time* IE is not included, the Node B shall use the value zero as hysteresis times for both Report A and Report B.

If the *Report Characteristics* IE is not set to "On Demand", the Node B is required to perform reporting for a dedicated measurement object, in accordance with the conditions provided in the DEDICATED MEASUREMENT INITIATION REQUEST message, as long as the object exists. If no dedicated measurement object for which a measurement is defined exists anymore, the Node B shall terminate the measurement locally, i.e. without reporting this to the CRNC.

If at the start of the measurement, the reporting criteria are fulfilled for any of Event A, Event B, Event E or Event F, the Node B shall initiate the Dedicated Measurement Reporting procedure immediately, and then continue with the measurements as specified in the DEDICATED MEASUREMENT INITIATION REQUEST message.

Higher layer filtering

The *Measurement Filter Coefficient* IE indicates how filtering of the measurement values shall be performed before measurement event evaluation and reporting.

The averaging shall be performed according to the following formula.

$$F_n = (1 - a) \cdot F_{n-1} + a \cdot M_n$$

The variables in the formula are defined as follows

F_n is the updated filtered measurement result

F_{n-1} is the old filtered measurement result

M_n is the latest received measurement result from physical layer measurements, the unit used for M_n is the same unit as the reported unit in the DEDICATED MEASUREMENT INITIATION RESPONSE, DEDICATED MEASUREMENT REPORT messages or the unit used in the event evaluation (i.e. same unit as for F_n)

$a = 1/2^{(k/2)}$, where k is the parameter received in the *Measurement Filter Coefficient* IE. If the *Measurement Filter Coefficient* IE is not present, a shall be set to 1 (no filtering)

In order to initialise the averaging filter, F_0 is set to M_1 when the first measurement result from the physical layer measurement is received.

Response message

If the Node B was able to initiate the measurement requested by the CRNC, it shall respond with the DEDICATED MEASUREMENT INITIATION RESPONSE message using the Communication Control Port assigned to the Node B Communication Context. The message shall include the same Measurement ID that was used in the measurement request.

Only in the case where the *Report Characteristics* IE is set to "On Demand", the DEDICATED MEASUREMENT INITIATION RESPONSE message shall contain the measurement result. In this case, also the *Dedicated Measurement Object* IE shall be included if it was included in the request message. [TDD – In the case that the measurement was performed on a particular HS-SICH, the Node B shall include the *HS-SICH ID* IE that indicates which HS-SICH was measured.]

In the case where the *Node B Communication Context ID* IE is set to "All NBCC", the *CRNC Communication Context ID* IE in the DEDICATED MEASUREMENT INITIATION RESPONSE shall be set to the value "All CRNCCC", which is reserved for this purpose.

Interaction with Reset Procedure:

If a measurement has been requested with the *Node B Communication Context ID IE* set to "All NBCC", the Node B shall terminate the measurement locally if either the CRNC or the Node B initiates the Reset procedure for the relevant Communication Control Port or the entire Node B.

8.3.8.3 Unsuccessful Operation

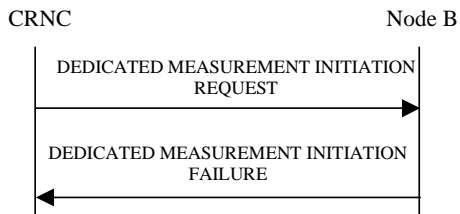


Figure 39: Dedicated Measurement Initiation procedure: Unsuccessful Operation

If the requested measurement cannot be initiated, the Node B shall send a DEDICATED MEASUREMENT INITIATION FAILURE message using the Communication Control Port assigned to the Node B Communication Context. The message shall include the same Measurement ID that was used in the DEDICATED MEASUREMENT INITIATION REQUEST message and the *Cause IE* set to an appropriate value.

In the case where the *Node B Communication Context ID IE* is set to "All NBCC" the *CRNC Communication Context ID IE* in the DEDICATED MEASUREMENT INITIATION FAILURE shall be set to the value "All CRNCCC", which is reserved for this purpose.

Typical cause values are as follows:

Radio Network Layer cause

- Measurement not supported for the object
- Measurement Temporarily not Available

Miscellaneous Cause

- O&M Intervention
- Control processing overload
- HW failure

8.3.8.4 Abnormal Conditions

The allowed combinations of the Dedicated Measurement Type and Report Characteristics Type are shown in the table below marked with "X". For not allowed combinations, the Node B shall regard the Dedicated Measurement Initiation procedure as failed.

Table 4: Allowed Dedicated Measurement Type and Report Characteristics Type combinations

Dedicated Measurement Type	Report Characteristics Type								
	On Demand	Periodic	Event A	Event B	Event C	Event D	Event E	Event F	On Modification
SIR	X	X	X	X	X	X	X	X	
SIR Error	X	X	X	X	X	X	X	X	
Transmitted Code Power	X	X	X	X	X	X	X	X	
RSCP	X	X	X	X	X	X	X	X	
Rx Timing Deviation	X	X	X	X			X	X	
Round Trip Time	X	X	X	X	X	X	X	X	
Rx Timing Deviation LCR	X	X	X	X			X	X	
HS-SICH reception quality	X	X	X	X			X	X	
Best Cell Portions	X	X							

If the Dedicated Measurement Type received in the *Dedicated Measurement Type* IE is not defined in ref. [4] or [5] to be measured on the Dedicated Measurement Object Type received in the DEDICATED MEASUREMENT INITIATION REQUEST message, the Node B shall regard the Dedicated Measurement Initiation procedure as failed.

If the *CFN* IE is included in the DEDICATED MEASUREMENT INITIATION REQUEST message and the *Report Characteristics* IE is other than "Periodic" or "On Demand", the Node B shall regard the Dedicated Measurement Initiation procedure as failed.

9.1.18 COMMON MEASUREMENT INITIATION REQUEST

IE/Group Name	Presence	Range	IE Type and Reference	Semantics Description	Criticality	Assigned Criticality
Message Discriminator	M		9.2.1.45		–	
Message Type	M		9.2.1.46		YES	reject
Transaction ID	M		9.2.1.62		–	
Measurement ID	M		9.2.1.42		YES	reject
CHOICE <i>Common Measurement Object Type</i>	M				YES	reject
>Cell					–	
>>C-ID	M		9.2.1.9		–	
>>Time Slot	O		9.2.3.23	Applicable to 3.84Mcps TDD only	–	
>>Time Slot LCR	O		9.2.3.24A	Applicable to 1.28Mcps TDD only	YES	reject
>>>Neighbouring Cell Measurement Information		0..<maxno MeasNCells>			GLOBAL	ignore
>>>>CHOICE Neighbouring Cell Measurement Information					–	–
>>>>>Neighbouring FDD Cell Measurement Information				FDD only	–	–
>>>>>> Neighbouring FDD Cell Measurement Information	M		9.2.1.47C		–	–
>>>>>>>Neighbouring TDD Cell Measurement Information				Applicable to 3.84Mcps TDD only	–	–
>>>>>>>> Neighbouring TDD Cell Measurement Information	M		9.2.1.47D		–	–
>>>>>>>>>Neighbouring TDD Cell Measurement Information LCR				Applicable to 1.28Mcps TDD only	–	–
>>>>>>>>>> Neighbouring TDD Cell Measurement Information LCR	M		9.2.1.47E		–	–
>RACH				FDD only	–	
>>C-ID	M		9.2.1.9		–	
>>Common Transport Channel ID	M		9.2.1.14		–	
>CPCH				FDD only	–	
>>C-ID	M		9.2.1.9		–	
>>Common Transport Channel ID	M		9.2.1.14		–	
>>Spreading Factor	O		Minimum UL Channelisation Code Length 9.2.2.22		–	
>Additional Common Measurement Object Types						
>>CellPortion				Applicable only	–	

				for Received Total Wide Band Power Value measurements FDD only		
>>>Reference Cell Portion ID	M		9.2.2.xy		=	
Common Measurement Type	M		9.2.1.11		YES	reject
Measurement Filter Coefficient	O		9.2.1.41		YES	reject
Report Characteristics	M		9.2.1.51		YES	reject
SFN Reporting Indicator	M		FN Reporting Indicator 9.2.1.29B		YES	reject
SFN	O		9.2.1.53A		YES	reject
Common Measurement Accuracy	O		9.2.1.9B		YES	reject

Range Bound	Explanation
<i>maxnoMeasNCells</i>	Maximum number of neighbouring cells that can be measured on.

9.1.36 RADIO LINK SETUP REQUEST

9.1.36.1 FDD message

IE/Group Name	Presence	Range	IE Type and Reference	Semantics Description	Criticality	Assigned Criticality
Message Discriminator	M		9.2.1.45		–	
Message Type	M		9.2.1.46		YES	reject
Transaction ID	M		9.2.1.62		–	
CRNC Communication Context ID	M		9.2.1.18	The reserved value "All CRNCCC" shall not be used.	YES	reject
UL DPCH Information		1			YES	reject
>UL Scrambling Code	M		9.2.2.59		–	
>Min UL Channelisation Code Length	M		9.2.2.22		–	
>Max Number of UL DPDCHs	C-CodeLen		9.2.2.21		–	
>Puncture Limit	M		9.2.1.50	For UL	–	
>TFCS	M		9.2.1.58	For UL	–	
>UL DPCCH Slot Format	M		9.2.2.57		–	
> UL SIR Target	M		UL SIR 9.2.1.67A		–	
>Diversity Mode	M		9.2.2.9		–	
>SSDT Cell ID Length	O		9.2.2.45		–	
>S Field Length	O		9.2.2.40		–	
>DPC Mode	O		9.2.2.13C		YES	reject
DL DPCH Information		1			YES	reject
>TFCS	M		9.2.1.58	For DL	–	
>DL DPCH Slot Format	M		9.2.2.10		–	
>TFCI Signalling Mode	M		9.2.2.50		–	
>TFCI Presence	C-SlotFormat		9.2.1.57		–	
>Multiplexing Position	M		9.2.2.23		–	
>PDSCH RL ID	C-DSCH		RL ID 9.2.1.53		–	
>PDSCH Code Mapping	C-DSCH		9.2.2.25		–	
>Power Offset Information		1			–	
>>PO1	M		Power Offset 9.2.2.29	Power offset for the TFCI bits	–	
>>PO2	M		Power Offset 9.2.2.29	Power offset for the TPC bits	–	
>>PO3	M		Power Offset 9.2.2.29	Power offset for the pilot bits	–	
>FDD TPC DL Step Size	M		9.2.2.16		–	
>Limited Power Increase	M		9.2.2.18A		–	
>Inner Loop DL PC Status	M		9.2.2.18B		–	
DCH Information	M		DCH FDD Information 9.2.2.4D		YES	reject
DSCH Information	O		DSCH FDD Information 9.2.2.13B		YES	reject
TFCI2 bearer information		0..1			YES	ignore
>ToAWS	M		9.2.1.61		–	

>ToAWE	M		9.2.1.60		–	
>Binding ID	O		9.2.1.4	Shall be ignored if bearer establishment with ALCAP.	YES	ignore
>Transport Layer Address	O		9.2.1.63	Shall be ignored if bearer establishment with ALCAP.	YES	ignore
RL Information		<i>1..<maxno ofRLs></i>			EACH	notify
>RL ID	M		9.2.1.53		–	
>C-ID	M		9.2.1.9		–	
>First RLS Indicator	M		9.2.2.16A		–	
>Frame Offset	M		9.2.1.31		–	
>Chip Offset	M		9.2.2.2		–	
>Propagation Delay	O		9.2.2.35		–	
>Diversity Control Field	C-NotFirstRL		9.2.1.25		–	
>DL Code Information	M		FDD DL Code Information 9.2.2.14A		–	
>Initial DL Transmission Power	M		DL Power 9.2.1.21	Initial power on DPCH	–	
>Maximum DL Power	M		DL Power 9.2.1.21	Maximum allowed power on DPCH	–	
>Minimum DL Power	M		DL Power 9.2.1.21	Minimum allowed power on DPCH	–	
>SSDT Cell Identity	O		9.2.2.44		–	
>Transmit Diversity Indicator	C-Diversity mode		9.2.2.53		–	
>SSDT Cell Identity For EDSCHPC	C-EDSCHPC		9.2.2.44A		YES	ignore
>RL Specific DCH Information	O		9.2.1.53G		YES	ignore
>Delayed Activation	O		9.2.1.24C		YES	reject
>Qth Parameter	O		9.2.2.36A		YES	ignore
> Primary CPICH Usage for Channel Estimation	O		9.2.2.x		YES	ignore
> Secondary CPICH Information	O		Common Physical Channel ID 9.2.1.13		YES	ignore
Transmission Gap Pattern Sequence Information	O		9.2.2.53A		YES	reject
Active Pattern Sequence Information	O		9.2.2.A		YES	reject
DSCH Common Information	O		DSCH FDD Common Information 9.2.2.13D		YES	ignore
DL Power Balancing Information	O		9.2.2.12B		YES	ignore
HS-DSCH Information	O		HS-DSCH FDD Information 9.2.2.18D		YES	reject
HS-DSCH-RNTI	C-		9.2.1.31J		YES	reject

	InfoHSDS CH					
HS-PDSCH RL ID	C- InfoHSDS CH		RL ID 9.2.1.53		YES	reject
UE Support Of Dedicated Pilots For Channel Estimation	O		9.2.2.x2		YES	ignore
UE Support Of Dedicated Pilots For Channel Estimation Of HS-DSCH	O		9.2.2.x3		YES	ignore

Condition	Explanation
CodeLen	The IE shall be present if <i>Min UL Channelisation Code Length</i> IE equals to 4.
NotFirstRL	The IE shall be present if the RL is not the first one in the <i>RL Information</i> IE.
DSCH	The IE shall be present if the <i>DSCH Information</i> IE is present.
SlotFormat	The IE shall be present if the <i>DL DPCH Slot Format</i> IE is equal to any of the values from 12 to 16.
Diversity mode	The IE shall be present if <i>Diversity Mode</i> IE in <i>UL DPCH Information</i> IE is not set to "none".
EDSCHPC	The IE shall be present if <i>Enhanced DSCH PC</i> IE is present in the <i>DSCH Common Information</i> IE.
InfoHSDSCH	The IE shall be present if <i>HS-DSCH Information</i> IE is present.

Range Bound	Explanation
<i>maxnoofRLs</i>	Maximum number of RLs for one UE

9.1.39 RADIO LINK ADDITION REQUEST

9.1.39.1 FDD Message

IE/Group Name	Presence	Range	IE Type and Reference	Semantics Description	Criticality	Assigned Criticality
Message Discriminator	M		9.2.1.45		–	
Message Type	M		9.2.1.46		YES	reject
Transaction ID	M		9.2.1.62		–	
Node B Communication Context ID	M		9.2.1.48	The reserved value "All NBCC" shall not be used.	YES	reject
Compressed Mode Deactivation Flag	O		9.2.2.3A		YES	reject
RL Information		<i>1..<maxno ofRLs-1></i>			EACH	notify
>RL ID	M		9.2.1.53		–	
>C-ID	M		9.2.1.9		–	
>Frame Offset	M		9.2.1.31		–	
>Chip Offset	M		9.2.2.2		–	
>Diversity Control Field	M		9.2.1.25		–	
>DL Code Information	M		FDD DL Code Information 9.2.2.14A		–	
>Initial DL Transmission Power	O		DL Power 9.2.1.21	Initial power on DPCH	–	
>Maximum DL Power	O		DL Power 9.2.1.21	Maximum allowed power on DPCH	–	
>Minimum DL Power	O		DL Power 9.2.1.21	Minimum allowed power on DPCH	–	
>SSDT Cell Identity	O		9.2.2.44		–	
>Transmit Diversity Indicator	O		9.2.2.53		–	
>DL Reference Power	O		DL power 9.2.1.21	Power on DPCH	YES	ignore
>RL Specific DCH Information	O		9.2.1.53G		YES	ignore
>Delayed Activation	O		9.2.1.24C		YES	reject
>Qth Parameter	O		9.2.2.36A		YES	ignore
> Primary CPICH Usage for Channel Estimation	O		9.2.2.x		YES	ignore
> Secondary CPICH Information	O		Common Physical Channel ID 9.2.1.13		YES	ignore

Range Bound	Explanation
<i>maxnoofRLs</i>	Maximum number of RLs for one UE

9.1.42 RADIO LINK RECONFIGURATION PREPARE

9.1.42.1 FDD Message

IE/Group Name	Presence	Range	IE Type and Reference	Semantics Description	Criticality	Assigned Criticality
Message Discriminator	M		9.2.1.45		–	
Message Type	M		9.2.1.46		YES	reject
Transaction ID	M		9.2.1.62		–	
Node B Communication Context ID	M		9.2.1.48	The reserved value "All NBCC" shall not be used.	YES	reject
UL DPCH Information		<i>0..1</i>			YES	reject
>UL Scrambling Code	O		9.2.2.59		–	
>UL SIR Target	O		UL SIR 9.2.1.67A		–	
>Min UL Channelisation Code Length	O		9.2.2.22		–	
>Max Number of UL DPDCHs	C-CodeLen		9.2.2.21		–	
>Puncture Limit	O		9.2.1.50	For UL	–	
>TFCS	O		9.2.1.58		–	
>UL DPCCH Slot Format	O		9.2.2.57		–	
>Diversity Mode	O		9.2.2.9		–	
>SSDT Cell Identity Length	O		9.2.2.45		–	
>S-Field Length	O		9.2.2.40		–	
DL DPCH Information		<i>0..1</i>			YES	reject
>TFCS	O		9.2.1.58		–	
>DL DPCH Slot Format	O		9.2.2.10		–	
>TFCI Signalling Mode	O		9.2.2.50		–	
>TFCI Presence	C-SlotFormat		9.2.1.57		–	
>Multiplexing Position	O		9.2.2.23		–	
>PDSCH Code Mapping	O		9.2.2.25		–	
>PDSCH RL ID	O		RL ID 9.2.1.53		–	
>Limited Power Increase	O		9.2.2.18A		–	
DCHs To Modify	O		DCHs FDD To Modify 9.2.2.4E		YES	reject
DCHs To Add	O		DCH FDD Information 9.2.2.4D		YES	reject
DCHs To Delete		<i>0..<maxno ofDCHs></i>			GLOBAL	reject
>DCH ID	M		9.2.1.20		–	
DSCH To Modify		<i>0..<maxno ofDSCHs></i>			EACH	reject
>DSCH ID	M		9.2.1.27		–	
>Transport Format Set	O		9.2.1.59	For the DL.	–	
>Allocation/Retention Priority	O		9.2.1.1A		–	
>Frame Handling Priority	O		9.2.1.30		–	
>ToAWS	O		9.2.1.61		–	
>ToAWE	O		9.2.1.60		–	
>Transport Bearer Request Indicator	M		9.2.1.62A		–	

>Binding ID	O		9.2.1.4	Shall be ignored if bearer establishment with ALCAP.	YES	ignore
>Transport Layer Address	O		9.2.1.63	Shall be ignored if bearer establishment with ALCAP.	YES	ignore
DSCH To Add	O		DSCH FDD Information 9.2.2.13B		YES	reject
DSCH To Delete		<i>0..<maxno ofDSCHs></i>			EACH	reject
>DSCH ID	M		9.2.1.27		–	
TFCI2 Bearer Information		<i>0..1</i>			YES	reject
>CHOICE TFCI2 Bearer Action	M				–	
>>Add or modify					–	
>>>ToAWS	M		9.2.1.61		–	
>>>ToAWE	M		9.2.1.60		–	
>>> TFCI2 Bearer Request Indicator	O		9.2.1.56C		YES	reject
>>>Binding ID	O		9.2.1.4	Shall be ignored if bearer establishment with ALCAP.	YES	ignore
>>>Transport Layer Address	O		9.2.1.63	Shall be ignored if bearer establishment with ALCAP.	YES	ignore
>>Delete			NULL		–	
RL Information		<i>0..<maxno ofRLs></i>			EACH	reject
>RL ID	M		9.2.1.53		–	
>DL Code Information	O		FDD DL Code Information 9.2.2.14A		–	
>Maximum DL Power	O		DL Power 9.2.1.21	Maximum allowed power on DPCH	–	
>Minimum DL Power	O		DL Power 9.2.1.21	Minimum allowed power on DPCH	–	
>SSDT Indication	O		9.2.2.47		–	
>SSDT Cell Identity	C-SSDTIndO N		9.2.2.44		–	
>Transmit Diversity Indicator	CDiversity mode		9.2.2.53		–	
>SSDT Cell Identity For EDSCHPC	C-EDSCHPC		9.2.2.44A		YES	ignore
>DL Reference Power	O		DL Power 9.2.1.21	Power on DPCH	YES	ignore
>RL Specific DCH Information	O		9.2.1.53G		YES	ignore
>DL DPCH Timing Adjustment	O		9.2.2.10A	Required RL Timing Adjustment	YES	reject

>Qth Parameter	O		9.2.2.36A		YES	ignore
>Primary CPICH Usage for Channel Estimation	O		9.2.2.x		YES	ignore
>Secondary CPICH Information Change	O		9.2.1.x5		YES	ignore
Transmission Gap Pattern Sequence Information	O		9.2.2.53A		YES	reject
DSCH Common Information	O		DSCH FDD Common Information 9.2.2.13D		YES	ignore
Signalling Bearer Request Indicator	O		9.2.1.55A		YES	reject
HS-DSCH To Modify	O		9.2.1.31H		YES	reject
HS-DSCH To Add	O		HS-DSCH FDD Information 9.2.2.18D		YES	reject
HS-DSCH To Delete		<i>0..<maxno ofMACdFlows></i>			GLOBAL	reject
>HS-DSCH MAC-D Flow ID	M		9.2.1.31I		-	
HS-DSCH-RNTI	O		9.2.1.31J		YES	reject
HS-PDSCH RL ID	O		RL ID 9.2.1.53		YES	reject
UE Support Of Dedicated Pilots For Channel Estimation	O		9.2.2.x2		YES	ignore
UE Support Of Dedicated Pilots For Channel Estimation Of HS-DSCH	O		9.2.2.x3		YES	ignore

Condition	Explanation
SSDTIndON	The IE shall be present if the <i>SSDT Indication IE</i> is set to "SSDT Active in the UE".
CodeLen	The IE shall be present if the <i>Min UL Channelisation Code Length IE</i> is equals to 4.
SlotFormat	The IE shall be present if the <i>DL DPCH Slot Format IE</i> is equal to any of the values from 12 to 16.
Diversity mode	The IE shall be present if the <i>Diversity Mode IE</i> is present in the <i>UL DPCH Information IE</i> and is not set to "none".
EDSCHPC	The IE shall be present if the <i>Enhanced DSCH PC IE</i> is present in the <i>DSCH Common Information IE</i> .

Range Bound	Explanation
<i>maxnoofDCHs</i>	Maximum number of DCHs for a UE
<i>maxnoofDSCHs</i>	Maximum number of DSCHs for a UE
<i>maxnoofRLs</i>	Maximum number of RLs for a UE
<i>maxnoofMACdFlows</i>	Maximum number of MAC-d Flows

9.1.47 RADIO LINK RECONFIGURATION REQUEST

9.1.47.1 FDD Message

IE/Group Name	Presence	Range	IE Type and Reference	Semantics Description	Criticality	Assigned Criticality
Message Discriminator	M		9.2.1.45		–	
Message Type	M		9.2.1.46		YES	reject
Transaction ID	M		9.2.1.62		–	
Node B Communication Context ID	M		9.2.1.48	The reserved value "All NBCC" shall not be used.	YES	reject
UL DPCH Information		<i>0..1</i>			YES	reject
>TFCS	O		9.2.1.58	For the UL.	–	
DL DPCH Information		<i>0..1</i>			YES	reject
>TFCS	O		9.2.1.58	For the DL.	–	
>TFCI Signalling Mode	O		9.2.2.50		–	
>Limited Power Increase	O		9.2.2.18A		–	
DCHs To Modify	O		DCHs FDD To Modify 9.2.2.4E		YES	reject
DCHs To Add	O		DCH FDD Information 9.2.2.4D		YES	reject
DCHs To Delete		<i>0..<maxno ofDCHs></i>			GLOBAL	reject
>DCH ID	M		9.2.1.20		–	
Radio Link Information		<i>0..<maxno ofRLs></i>			EACH	reject
>RL ID	M		9.2.1.53		–	
>Maximum DL Power	O		DL Power 9.2.1.21	Maximum allowed power on DPCH	–	
>Minimum DL Power	O		DL Power 9.2.1.21	Minimum allowed power on DPCH	–	
>DL Code Information	C-SF/2		FDD DL Code Information 9.2.2.14A		–	
>DL Reference Power	O		DL Power 9.2.1.21	Power on DPCH	YES	ignore
>RL Specific DCH Information	O		9.2.1.53G		YES	ignore
Transmission Gap Pattern Sequence Information	O		9.2.2.53A		YES	reject
Signalling Bearer Request Indicator	O		9.2.1.55A		YES	reject
UE Support Of Dedicated Pilots For Channel Estimation	<u>O</u>		9.2.2.x2		<u>YES</u>	<u>ignore</u>
UE Support Of Dedicated Pilots For Channel Estimation Of HS-DSCH	<u>O</u>		9.2.2.x3		<u>YES</u>	<u>ignore</u>

Range Bound	Explanation
<i>maxnoofDCHs</i>	Maximum number of DCHs for a UE
<i>maxnoofRLs</i>	Maximum number of RLs for a UE

Condition	Explanation
SF/2	The IE shall be present if the <i>Transmission Gap Pattern Sequence Information</i> IE is included and the indicated Downlink Compressed Mode method for at least one of the included Transmission Gap Pattern Sequence is set to "SF/2".

9.1.52 DEDICATED MEASUREMENT INITIATION REQUEST

IE/Group Name	Presence	Range	IE Type and Reference	Semantics Description	Criticality	Assigned Criticality
Message Discriminator	M		9.2.1.45		–	
Message Type	M		9.2.1.46		YES	reject
Transaction ID	M		9.2.1.62		–	
Node B Communication Context ID	M		9.2.1.48	The reserved value "All NBCC" shall not be used when the Report characteristics type is set to "On Demand".	YES	reject
Measurement ID	M		9.2.1.42		YES	reject
CHOICE <i>Dedicated Measurement Object Type</i>	M				YES	reject
>RL					–	
>>RL Information		1..<maxno ofRLs>			EACH	reject
>>>RL ID	M		9.2.1.53		–	
>>>DPCH ID	O		9.2.3.5	TDD only	–	
>>>PUSCH Information		0..<maxno ofPUSCHs>		TDD only	GLOBAL	reject
>>>>PUSCH ID	M		9.2.3.12		–	
>>>>HS-SICH Information		0..<maxno ofHSSICHs>		TDD only	GLOBAL	reject
>>>>HS-SICH ID	M		9.2.3.5Gb		–	
>RLS				FDD only	–	
>>RL Set Information		1..<maxno ofRLSets>			–	
>>>RL Set ID	M		9.2.2.39		–	
>ALL RL			NULL		–	
>ALL RLS			NULL	FDD only	–	
Dedicated Measurement Type	M		9.2.1.23		YES	reject
Measurement Filter Coefficient	O		9.2.1.41		YES	reject
Report Characteristics	M		9.2.1.51		YES	reject
CFN Reporting Indicator	M		FN Reporting Indicator 9.2.1.29B		YES	reject
CFN	O		9.2.1.7		YES	reject
Number Of Reported Cell Portion	O		9.2.2.x4	Applicable only for Best Cell Portions Value measurements FDD only	YES	reject

Range Bound	Explanation
<i>maxnoofRLs</i>	Maximum number of individual RLs a measurement can be started on
<i>maxnoofPUSCHs</i>	Maximum number of PUSCHs per RL a measurement can be started on
<i>maxnoofRLSets</i>	Maximum number of individual RL Sets a measurement can be started on
<i>maxnoofHSSICHs</i>	Maximum number of HSSICHs per RL a measurement can be started on

9.2.1.23 Dedicated Measurement Type

The Dedicated Measurement Type identifies the type of measurement that shall be performed.

IE/Group Name	Presence	Range	IE Type and Reference	Semantics Description
Dedicated Measurement Type			ENUMERATED (SIR, SIR Error, Transmitted Code Power, RSCP, Rx Timing Deviation, Round Trip Time, ..., Rx Timing Deviation LCR, Angle Of Arrival LCR, HS-SICH reception quality, Best Cell Portions)	"RSCP" and "HS-SICH reception quality " are used by TDD only. "Rx Timing Deviation" is used by 3.84Mcps TDD only. "Rx Timing Deviation LCR", "Angle Of Arrival LCR" are used by 1.28Mcps TDD only. "Round Trip Time", "SIR Error" are used by FDD only. Best Cell Portions is used by FDD only.

Note: For definitions of the measurement types refer to [4] and [5].

9.2.1.24 Dedicated Measurement Value

The Dedicated Measurement Value shall be the most recent value for this measurement, for which the reporting criteria were met.

IE/Group Name	Presence	Range	IE Type and Reference	Semantics Description	Criticality	Assigned Criticality
CHOICE <i>Dedicated Measurement Value</i>					–	
> <i>SIR Value</i>					–	
>> <i>SIR Value</i>	M		INTEGER (0..63)	According to mapping in [22] and [23]	–	
> <i>SIR Error Value</i>				FDD only	–	
>> <i>SIR Error Value</i>	M		INTEGER (0..125)	According to mapping in [22]	–	
> <i>Transmitted Code Power Value</i>					–	
>> <i>Transmitted Code Power Value</i>	M		INTEGER (0..127)	According to mapping in [22] and [23]. Values 0 to 9 and 123 to 127 shall not be used.	–	
> <i>RSCP</i>				TDD only	–	
>> <i>RSCP</i>	M		INTEGER (0..127)	According to mapping in [23]	–	
> <i>Rx Timing Deviation Value</i>				Applicable to 3.84Mcps TDD only	–	
>> <i>Rx Timing Deviation</i>	M		INTEGER (0..8191)	According to mapping in [23]	–	
> <i>Round Trip Time</i>				FDD only	–	
>> <i>Round Trip Time</i>	M		INTEGER (0..32767)	According to mapping in [22]	–	
> <i>Additional Dedicated Measurement Values</i>					–	
>> <i>Rx Timing Deviation Value LCR</i>				Applicable to 1.28Mcps TDD only	–	
>>> <i>Rx Timing Deviation LCR</i>	M		INTEGER (0..511)	According to mapping in [23]	YES	reject
>> <i>Angle Of Arrival Value LCR</i>				Applicable to 1.28Mcps TDD only	–	
>>> <i>AOA Value LCR</i>		1			YES	reject
>>>> <i>AOA LCR</i>	M		INTEGER (0..719)	According to mapping in [23]	–	
>>>> <i>AOA LCR Accuracy Class</i>	M		ENUMERATE D (A, B, C, D, E, F, G, H,...)	According to mapping in [23]	–	
>> <i>HS-SICH reception quality</i>				Applicable to TDD only	–	
>>> <i>HS-SICH reception quality Value</i>		1			YES	reject
>>>> <i>Failed HS-SICH</i>	M		INTEGER (0..20)	According to mapping in [23]	–	
>>>> <i>Missed HS-SICH</i>	M		INTEGER (0..20)	According to mapping in [23]	–	
>>>> <i>Total HS-SICH</i>	M		INTEGER (0..20)	According to mapping in [23]	–	
>> Best Cell Portions				FDD only	YES	reject
>>> Best Cell Portions	M		9.2.2.xz		=	

9.2.2.xz Best Cell Portions

Best Cell Portions IE indicates the best received cell portions and their SIR values when Cell Portions are defined in the cell.

<u>IE/Group Name</u>	<u>Presence</u>	<u>Range</u>	<u>IE Type and Reference</u>	<u>Semantics Description</u>
<u>Best Cell Portions</u>		<i>1..<maxno ofBestCell Portions></i>		<u>DCH Information Response</u>
> <u>Cell Portion ID</u>	<u>M</u>		<u>9.2.2.xx</u>	
> <u>SIR Value</u>	<u>M</u>		<u>INTEGER (0..63)</u>	<u>According to mapping in [22] and [23]</u>

<u>Range Bound</u>	<u>Explanation</u>
<i>maxnoofBestCellPortions</i>	<u>Maximum number of reported Best Received Cell Portions</u>

9.2.2.xx Cell Portion ID

Cell Portion ID is the unique identifier for a cell portion within a cell. See [4].

<u>IE/Group Name</u>	<u>Presence</u>	<u>Range</u>	<u>IE Type and Reference</u>	<u>Semantics Description</u>
<u>Cell Portion ID</u>			<u>INTEGER (0..63,...)</u>	

9.2.2.x4 Number Of Reported Cell Portion

Number of Reported Cell Portion indicates the number of Best Cell Portions values which shall be included in the measurement report report.

<u>IE/Group Name</u>	<u>Presence</u>	<u>Range</u>	<u>IE Type and Reference</u>	<u>Semantics Description</u>
<u>Number Of Reported Cell Portion</u>			<u>INTEGER (1..64,...)</u>	

9.2.2.x Primary CPICH Usage for Channel Estimation

The *Primary CPICH Usage for Channel Estimation* IE indicates whether the Primary CPICH may be used for channel estimation or not.

<u>IE/Group Name</u>	<u>Presence</u>	<u>Range</u>	<u>IE Type and Reference</u>	<u>Semantics Description</u>
<u>Primary CPICH Usage for Channel Estimation</u>			<u>ENUMERATED (Primary CPICH may be used, Primary CPICH shall not be used)</u>	

9.2.2.xy Reference Cell Portion ID

Cell Portion ID is the unique identifier for a cell portion within one RNC.

<u>IE/Group Name</u>	<u>Presence</u>	<u>Range</u>	<u>IE Type and Reference</u>	<u>Semantics Description</u>
<u>C-ID</u>	M		<u>9.2.1.9</u>	
<u>Cell Portion ID</u>	M		<u>9.2.2.xx</u>	

9.2.2.x5 Secondary CPICH Information Change

The *Secondary CPICH Information Change* IE indicates modification of information of the Secondary CPICH for channel estimation.

<u>IE/Group Name</u>	<u>Presence</u>	<u>Range</u>	<u>IE Type and Reference</u>	<u>Semantics Description</u>
<u>CHOICE Secondary CPICH Information Change</u>				
<u>>New Secondary CPICH</u>				
<u>>>Secondary CPICH Information</u>	M		<u>Common Physical Channel ID</u> <u>9.2.1.13</u>	
<u>>Secondary CPICH Shall Not Be Used</u>			NULL	

9.2.2.x2 UE Support Of Dedicated Pilots For Channel Estimation

The *UE Support Of Dedicated Pilots For Channel Estimation* IE indicates whether the UE supports dedicated pilots for channel estimation or not with DCH or DSCH.

<u>IE/Group Name</u>	<u>Presence</u>	<u>Range</u>	<u>IE Type and Reference</u>	<u>Semantics Description</u>
<u>UE Support Of Dedicated Pilots For Channel Estimation</u>			ENUMERATED (Dedicated pilots for channel estimation supported)	

9.2.2.x3 UE Support Of Dedicated Pilots For Channel Estimation Of HS-DSCH

The *UE Support Of Dedicated Pilots For Channel Estimation Of HS-DSCH* IE indicates whether the UE supports dedicated pilots for channel estimation or not with HS-DSCH.

<u>IE/Group Name</u>	<u>Presence</u>	<u>Range</u>	<u>IE Type and Reference</u>	<u>Semantics Description</u>
<u>UE Support Of Dedicated Pilots For Channel Estimation Of HS-DSCH</u>			ENUMERATED (Dedicated pilots for channel estimation supported)	

9.3.3 PDU Definitions

```
-- *****
--
-- PDU definitions for NBAP.
--
-- *****

NBAP-PDU-Contents {
itu-t (0) identified-organization (4) etsi (0) mobileDomain (0)
umts-Access (20) modules (3) nbap (2) version1 (1) nbap-PDU-Contents (1) }

DEFINITIONS AUTOMATIC TAGS ::=

BEGIN

-- *****
--
-- IE parameter types from other modules.
--
-- *****

IMPORTS
  Active-Pattern-Sequence-Information,
  AddorDeleteIndicator,
  AICH-Power,
  AICH-TransmissionTiming,
  AllocationRetentionPriority,
  APPreambleSignature,
  APSubChannelNumber,
  AvailabilityStatus,
  BCCH-ModificationTime,
  BindingID,
  BlockingPriorityIndicator,
  SCTD-Indicator,
  Cause,
  CCTrCH-ID,
  CDSubChannelNumbers,
  CellParameterID,
  CellPortionID,
  CellSyncBurstCode,
  CellSyncBurstCodeShift,
  CellSyncBurstRepetitionPeriod,
  CellSyncBurstSIR,
  CellSyncBurstTiming,
  CellSyncBurstTimingThreshold,
  CFN,
  Channel-Assignment-Indication,
  ChipOffset,
  C-ID,
  Closedlooptimingadjustmentmode,
```


CommonChannelsCapacityConsumptionLaw,
Compressed-Mode-Deactivation-Flag,
CommonMeasurementAccuracy,
CommonMeasurementType,
CommonMeasurementValue,
CommonMeasurementValueInformation,
CommonPhysicalChannelID,
Common-PhysicalChannel-Status-Information,
Common-TransportChannel-Status-Information,
CommonTransportChannelID,
CommonTransportChannel-InformationResponse,
CommunicationControlPortID,
ConfigurationGenerationID,
ConstantValue,
CriticalityDiagnostics,
CPCH-Allowed-Total-Rate,
CPCHScramblingCodeNumber,
CPCH-UL-DPCCH-SlotFormat,
CRNC-CommunicationContextID,
CSBMeasurementID,
CSBTransmissionID,
DCH-FDD-Information,
DCH-InformationResponse,
DCH-ID,
FDD-DCHs-to-Modify,
TDD-DCHs-to-Modify,
DCH-TDD-Information,
DedicatedChannelsCapacityConsumptionLaw,
DedicatedMeasurementType,
DedicatedMeasurementValue,
DedicatedMeasurementValueInformation,
DelayedActivation,
DelayedActivationUpdate,
DiversityControlField,
DiversityMode,
DL-DPCH-SlotFormat,
DL-DPCH-TimingAdjustment,
DL-or-Global-CapacityCredit,
DL-Power,
DL-PowerBalancing-Information,
DL-PowerBalancing-ActivationIndicator,
DLPowerAveragingWindowSize,
DL-PowerBalancing-UpdatedIndicator,
DL-ScramblingCode,
DL-TimeslotISCP,
DL-Timeslot-Information,
DL-TimeslotLCR-Information,
DL-TimeslotISCPInfo,
DL-TimeslotISCPInfoLCR,
DL-TPC-Pattern01Count,
DPC-Mode,
DPCH-ID,
DSCH-ID,

DSCH-FDD-Common-Information,
DSCH-FDD-Information,
DSCH-InformationResponse,
DSCH-TDD-Information,
DwPCH-Power,
End-Of-Audit-Sequence-Indicator,
EnhancedDSCHPC,
EnhancedDSCHPCCounter,
EnhancedDSCHPCIndicator,
EnhancedDSCHPCWnd,
EnhancedDSCHPowerOffset,
FDD-DL-ChannelisationCodeNumber,
FDD-DL-CodeInformation,
FDD-S-CCPCH-Offset,
FDD-TPC-DownlinkStepSize,
FirstRLS-Indicator,
FNReportingIndicator,
FPACH-Power,
FrameAdjustmentValue,
FrameHandlingPriority,
FrameOffset,
HS-PDSCH-FDD-Code-Information,
HS-SCCH-ID,
HS-SCCH-FDD-Code-Information,
HS-SICH-ID,
IB-OC-ID,
IB-SG-DATA,
IB-SG-POS,
IB-SG-REP,
IB-Type,
InformationExchangeID,
InformationReportCharacteristics,
InformationType,
InnerLoopDLPCStatus,
IPDL-FDD-Parameters,
IPDL-TDD-Parameters,
IPDL-Indicator,
IPDL-TDD-Parameters-LCR,
LimitedPowerIncrease,
Local-Cell-ID,
MaximumDL-PowerCapability,
Maximum-PDSCH-Power,
MaximumTransmissionPower,
Max-Number-of-PCPCHes,
MaxNrOfUL-DPDCHs,
MaxPRACH-MidambleShifts,
MeasurementFilterCoefficient,
MeasurementID,
MidambleAllocationMode,
MidambleShiftAndBurstType,
MidambleShiftLCR,
MinimumDL-PowerCapability,
MinSpreadingFactor,

MinUL-ChannelisationCodeLength,
MultiplexingPosition,
NEOT,
NCyclesPerSFNperiod,
NFmax,
NRepetitionsPerCyclePeriod,
N-INSYNC-IND,
N-OUTSYNC-IND,
NeighbouringCellMeasurementInformation,
NeighbouringFDDCellMeasurementInformation,
NeighbouringTDDCellMeasurementInformation,
NodeB-CommunicationContextID,
NumberOfReportedCellPortion,
NStartMessage,
NSubCyclesPerCyclePeriod,
PagingIndicatorLength,
PayloadCRC-PresenceIndicator,
PCCPCH-Power,
PCP-Length,
PDSCH-CodeMapping,
PDSCHSet-ID,
PDSCH-ID,
PICH-Mode,
PICH-Power,
PowerAdjustmentType,
PowerOffset,
PowerRaiseLimit,
PRACH-Midamble,
PreambleSignatures,
PreambleThreshold,
PredictedSFNSFNDeviationLimit,
PredictedTUTRANGPSDeviationLimit,
PrimaryCPICH-Power,
Primary-CPICH-Usage-for-Channel-Estimation,
PrimaryScramblingCode,
PropagationDelay,
SCH-TimeSlot,
PunctureLimit,
PUSCHSet-ID,
PUSCH-ID,
QE-Selector,
Qth-Parameter,
RACH-SlotFormat,
RACH-SubChannelNumbers,
ReferenceClockAvailability,
ReferenceSFNoffset,
RepetitionLength,
RepetitionPeriod,
ReportCharacteristics,
RequestedDataValue,
RequestedDataValueInformation,
ResourceOperationalState,
RL-Set-ID,

RL-ID,
RL-Specific-DCH-Info,
Received-total-wide-band-power-Value,
AdjustmentPeriod,
ScaledAdjustmentRatio,
MaxAdjustmentStep,
RNC-ID,
ScramblingCodeNumber,
[Secondary-CPICH-Information-Change](#),
SecondaryCCPCH-SlotFormat,
Segment-Type,
S-FieldLength,
SFN,
SFNSFNChangeLimit,
SFNSFNDriftRate,
SFNSFNDriftRateQuality,
SFNSFNQuality,
ShutdownTimer,
SIB-Originator,
SpecialBurstScheduling,
SignallingBearerRequestIndicator,
SSDT-Cell-Identity,
SSDT-CellID-Length,
SSDT-Indication,
Start-Of-Audit-Sequence-Indicator,
STTD-Indicator,
SSDT-SupportIndicator,
SyncCase,
SYNCdlCodeId,
SyncFrameNumber,
SynchronisationReportCharacteristics,
SynchronisationReportType,
T-Cell,
T-RLFAILURE,
TDD-ChannelisationCode,
TDD-ChannelisationCodeLCR,
TDD-DL-Code-LCR-Information,
TDD-DPCHOffset,
TDD-TPC-DownlinkStepSize,
TDD-PhysicalChannelOffset,
TDD-UL-Code-LCR-Information,
TFCI2-BearerInformationResponse,
TFCI2BearerRequestIndicator,
TFCI-Coding,
TFCI-Presence,
TFCI-SignallingMode,
TFCS,
TimeSlot,
TimeSlotLCR,
TimeSlotDirection,
TimeSlotStatus,
TimingAdjustmentValue,
TimingAdvanceApplied,

```
ToAWE ,
ToAWS ,
TransmissionDiversityApplied,
TransmitDiversityIndicator ,

TransmissionGapPatternSequenceCodeInformation,
Transmission-Gap-Pattern-Sequence-Information,
TransportBearerRequestIndicator ,
TransportFormatSet ,
TransportLayerAddress ,
TSTD-Indicator ,
TUTRANGPS ,
TUTRANGPSChangeLimit ,
TUTRANGPSDriftRate ,
TUTRANGPSDriftRateQuality ,
TUTRANGPSQuality ,
UARFCN ,
UC-Id ,
UE-Support-Of-Dedicated-Pilots-For-Channel-Estimation,
UE-Support-Of-Dedicated-Pilots-For-Channel-Estimation-Of-HS-DSCH,
USCH-Information ,
USCH-InformationResponse ,
UL-CapacityCredit ,
UL-DPCCH-SlotFormat ,
UL-SIR ,
UL-FP-Mode ,
UL-PhysCH-SF-Variation ,
UL-ScramblingCode ,
UL-Timeslot-Information ,
UL-TimeslotLCR-Information ,
UL-TimeSlot-ISCP-Info ,
UL-TimeSlot-ISCP-LCR-Info ,
UL-TimeslotISCP-Value ,
UL-TimeslotISCP-Value-IncrDecrThres ,
USCH-ID ,
HSDSCH-FDD-Information ,
HSDSCH-FDD-Information-Response ,
HSDSCH-Information-to-Modify ,
HSDSCH-MACdFlow-ID ,
HSDSCH-RNTI ,
HSDSCH-TDD-Information ,
HSDSCH-TDD-Information-Response ,
PrimaryCCPCH-RSCP ,
HSDSCH-FDD-Update-Information ,
HSDSCH-TDD-Update-Information ,
UL-Synchronisation-Parameters-LCR ,
TDD-DL-DPCH-TimeSlotFormat-LCR ,
TDD-UL-DPCH-TimeSlotFormat-LCR ,
TDD-TPC-UplinkStepSize-LCR
FROM NBAP-IEs

PrivateIE-Container{ } ,
ProtocolExtensionContainer{ } ,
```

```

ProtocolIE-Container{},
ProtocolIE-Single-Container{},
ProtocolIE-ContainerList{},
NBAP-PRIVATE-IES,
NBAP-PROTOCOL-IES,
NBAP-PROTOCOL-EXTENSION
FROM NBAP-Containers

```

```

id-Active-Pattern-Sequence-Information,
id-AdjustmentRatio,
id-AICH-Information,
id-AICH-ParametersListIE-CTCH-ReconfRqstFDD,
id-AP-AICH-Information,
id-AP-AICH-ParametersListIE-CTCH-ReconfRqstFDD,
id-BCH-Information,
id-BCCH-ModificationTime,
id-bindingID,
id-BlockingPriorityIndicator,
id-Cause,
id-CauseLevel-PSCH-ReconfFailure,
id-CauseLevel-RL-AdditionFailureFDD,
id-CauseLevel-RL-AdditionFailureTDD,
id-CauseLevel-RL-ReconfFailure,
id-CauseLevel-RL-SetupFailureFDD,
id-CauseLevel-RL-SetupFailureTDD,
id-CauseLevel-SyncAdjustmntFailureTDD,
id-CCP-InformationItem-AuditRsp,
id-CCP-InformationList-AuditRsp,
id-CCP-InformationItem-ResourceStatusInd,
id-CCTrCH-InformationItem-RL-FailureInd,
id-CCTrCH-InformationItem-RL-RestoreInd,
id-CCTrCH-Initial-DL-Power-RL-AdditionRqstTDD,
id-CCTrCH-Initial-DL-Power-RL-ReconfPrepTDD,
id-CCTrCH-Initial-DL-Power-RL-SetupRqstTDD,
id-CDCA-ICH-Information,
id-CDCA-ICH-ParametersListIE-CTCH-ReconfRqstFDD,
id-CellAdjustmentInfo-SyncAdjustmntRqstTDD,
id-CellAdjustmentInfoItem-SyncAdjustmentRqstTDD,
id-Cell-InformationItem-AuditRsp,
id-Cell-InformationItem-ResourceStatusInd,
id-Cell-InformationList-AuditRsp,
id-CellParameterID,
id-CellPortion-CM-Rqst,
id-CellSyncBurstTransInit-CellSyncInitiationRqstTDD,
id-CellSyncBurstMeasureInit-CellSyncInitiationRqstTDD,
id-cellSyncBurstRepetitionPeriod,
id-CellSyncBurstTransReconfiguration-CellSyncReconfRqstTDD,
id-CellSyncBurstTransReconfInfo-CellSyncReconfRqstTDD,
id-CellSyncBurstMeasReconfiguration-CellSyncReconfRqstTDD,
id-CellSyncBurstMeasInfoList-CellSyncReconfRqstTDD,
id-CellSyncBurstInfoList-CellSyncReconfRqstTDD,
id-CellSyncInfo-CellSyncReprtTDD,
id-CFN,

```

id-CFNReportingIndicator,
id-C-ID,
id-Closed-Loop-Timing-Adjustment-Mode,
id-CommonMeasurementAccuracy,
id-CommonMeasurementObjectType-CM-Rprt,
id-CommonMeasurementObjectType-CM-Rqst,
id-CommonMeasurementObjectType-CM-Rsp,
id-CommonMeasurementType,
id-CommonPhysicalChannelID,
id-CommonPhysicalChannelType-CTCH-ReconfRqstFDD,
id-CommonPhysicalChannelType-CTCH-SetupRqstFDD,
id-CommonPhysicalChannelType-CTCH-SetupRqstTDD,
id-CommunicationContextInfoItem-Reset,
id-CommunicationControlPortID,
id-CommunicationControlPortInfoItem-Reset,
id-Compressed-Mode-Deactivation-Flag,
id-ConfigurationGenerationID,
id-CPCH-Information,
id-CPCH-Parameters-CTCH-SetupRsp,
id-CPCH-ParametersListIE-CTCH-ReconfRqstFDD,
id-CRNC-CommunicationContextID,
id-CriticalityDiagnostics,
id-CSBTransmissionID,
id-CSBMeasurementID,
id-DCHs-to-Add-FDD,
id-DCHs-to-Add-TDD,
id-DCH-AddList-RL-ReconfPrepTDD,
id-DCH-DeleteList-RL-ReconfPrepFDD,
id-DCH-DeleteList-RL-ReconfPrepTDD,
id-DCH-DeleteList-RL-ReconfRqstFDD,
id-DCH-DeleteList-RL-ReconfRqstTDD,
id-DCH-FDD-Information,
id-DCH-TDD-Information,
id-DCH-InformationResponse,
id-DCH-RearrangeList-Bearer-RearrangeInd,
id-DSCH-RearrangeList-Bearer-RearrangeInd,
id-FDD-DCHs-to-Modify,
id-TDD-DCHs-to-Modify,
id-DedicatedMeasurementObjectType-DM-Rprt,
id-DedicatedMeasurementObjectType-DM-Rqst,
id-DedicatedMeasurementObjectType-DM-Rsp,
id-DedicatedMeasurementType,
id-DelayedActivation,
id-DelayedActivationList-RL-ActivationCmdFDD,
id-DelayedActivationList-RL-ActivationCmdTDD,
id-DelayedActivationInformation-RL-ActivationCmdFDD,
id-DelayedActivationInformation-RL-ActivationCmdTDD,
id-DL-CCTrCH-InformationAddList-RL-ReconfPrepTDD,
id-DL-CCTrCH-InformationDeleteItem-RL-ReconfRqstTDD,
id-DL-CCTrCH-InformationDeleteList-RL-ReconfPrepTDD,
id-DL-CCTrCH-InformationDeleteList-RL-ReconfRqstTDD,
id-DL-CCTrCH-InformationItem-RL-SetupRqstTDD,
id-DL-CCTrCH-InformationList-RL-AdditionRqstTDD,

id-DL-CCTrCH-InformationList-RL-SetupRqstTDD,
id-DL-CCTrCH-InformationModifyItem-RL-ReconfRqstTDD,
id-DL-CCTrCH-InformationModifyList-RL-ReconfPrepTDD,
id-DL-CCTrCH-InformationModifyList-RL-ReconfRqstTDD,
id-DL-DPCH-InformationAddListIE-RL-ReconfPrepTDD,
id-DL-DPCH-InformationItem-RL-AdditionRqstTDD,
id-DL-DPCH-InformationList-RL-SetupRqstTDD,
id-DL-DPCH-InformationModify-AddListIE-RL-ReconfPrepTDD,
id-DL-DPCH-InformationModify-DeleteListIE-RL-ReconfPrepTDD,
id-DL-DPCH-InformationModify-ModifyListIE-RL-ReconfPrepTDD,
id-DL-DPCH-Information-RL-ReconfPrepFDD,
id-DL-DPCH-Information-RL-ReconfRqstFDD,
id-DL-DPCH-Information-RL-SetupRqstFDD,
id-DL-DPCH-TimingAdjustment,
id-DL-PowerBalancing-Information,
id-DL-PowerBalancing-ActivationIndicator,
id-DL-ReferencePowerInformationItem-DL-PC-Rqst,
id-DL-PowerBalancing-UpdatedIndicator,
id-DLReferencePower,
id-DLReferencePowerList-DL-PC-Rqst,
id-DL-TPC-Pattern01Count,
id-DPC-Mode,
id-DPCHConstant,
id-DSCH-AddItem-RL-ReconfPrepFDD,
id-DSCHs-to-Add-FDD,
id-DSCH-DeleteItem-RL-ReconfPrepFDD,
id-DSCH-DeleteList-RL-ReconfPrepFDD,
id-DSCHs-to-Add-TDD,
id-DSCH-Information-DeleteList-RL-ReconfPrepTDD,
id-DSCH-Information-ModifyList-RL-ReconfPrepTDD,
id-DSCH-InformationResponse,
id-DSCH-FDD-Information,
id-DSCH-FDD-Common-Information,
id-DSCH-TDD-Information,
id-DSCH-ModifyItem-RL-ReconfPrepFDD,
id-DSCH-ModifyList-RL-ReconfPrepFDD,
id-End-Of-Audit-Sequence-Indicator,
id-EnhancedDSCHPC,
id-EnhancedDSCHPCIndicator,
id-FACH-Information,
id-FACH-ParametersList-CTCH-ReconfRqstTDD,
id-FACH-ParametersList-CTCH-SetupRsp,
id-FACH-ParametersListIE-CTCH-ReconfRqstFDD,
id-FACH-ParametersListIE-CTCH-SetupRqstFDD,
id-FACH-ParametersListIE-CTCH-SetupRqstTDD,
id-IndicationType-ResourceStatusInd,
id-InformationExchangeID,
id-InformationExchangeObjectType-InfEx-Rqst,
id-InformationExchangeObjectType-InfEx-Rsp,
id-InformationExchangeObjectType-InfEx-Rprt,
id-InformationReportCharacteristics,
id-InformationType,
id-InitDL-Power,

id-InnerLoopDLPCStatus,
id-IntStdPhCellSyncInfoItem-CellSyncReprtTDD,
id-IPDLParameter-Information-Cell-ReconfRqstFDD,
id-IPDLParameter-Information-Cell-SetupRqstFDD,
id-IPDLParameter-Information-Cell-ReconfRqstTDD,
id-IPDLParameter-Information-Cell-SetupRqstTDD,
id-LateEntranceCellSyncInfoItem-CellSyncReprtTDD,
id-Limited-power-increase-information-Cell-SetupRqstFDD,
id-Local-Cell-ID,
id-Local-Cell-Group-InformationItem-AuditRsp,
id-Local-Cell-Group-InformationItem-ResourceStatusInd,
id-Local-Cell-Group-InformationItem2-ResourceStatusInd,
id-Local-Cell-Group-InformationList-AuditRsp,
id-Local-Cell-InformationItem-AuditRsp,
id-Local-Cell-InformationItem-ResourceStatusInd,
id-Local-Cell-InformationItem2-ResourceStatusInd,
id-Local-Cell-InformationList-AuditRsp,
id-AdjustmentPeriod,
id-MaxAdjustmentStep,
id-MaximumTransmissionPower,
id-MeasurementFilterCoefficient,
id-MeasurementID,
id-MIB-SB-SIB-InformationList-SystemInfoUpdateRqst,
id-NCyclesPerSFNperiod,
id-NeighbouringCellMeasurementInformation,
id-NodeB-CommunicationContextID,
id-NRepetitionsPerCyclePeriod,
[id-NumberOfReportedCellPortion,](#)
id-P-CCPCH-Information,
id-P-CPICH-Information,
id-P-SCH-Information,
id-PCCPCH-Information-Cell-ReconfRqstTDD,
id-PCCPCH-Information-Cell-SetupRqstTDD,
id-PCH-Parameters-CTCH-ReconfRqstTDD,
id-PCH-Parameters-CTCH-SetupRsp,
id-PCH-ParametersItem-CTCH-ReconfRqstFDD,
id-PCH-ParametersItem-CTCH-SetupRqstFDD,
id-PCH-ParametersItem-CTCH-SetupRqstTDD,
id-PCH-Information,
id-PCPCH-Information,
id-PICH-ParametersItem-CTCH-ReconfRqstFDD,
id-PDSCH-Information-AddListIE-PSCH-ReconfRqst,
id-PDSCH-Information-Cell-SetupRqstFDD,
id-PDSCH-Information-Cell-ReconfRqstFDD,
id-PDSCH-Information-ModifyListIE-PSCH-ReconfRqst,
id-PDSCH-RL-ID,
id-PDSCHSets-AddList-PSCH-ReconfRqst,
id-PDSCHSets-DeleteList-PSCH-ReconfRqst,
id-PDSCHSets-ModifyList-PSCH-ReconfRqst,
id-PICH-Information,
id-PICH-Parameters-CTCH-ReconfRqstTDD,
id-PICH-ParametersItem-CTCH-SetupRqstTDD,
id-PowerAdjustmentType,

id-Power-Local-Cell-Group-InformationItem-AuditRsp,
id-Power-Local-Cell-Group-InformationItem-ResourceStatusInd,
id-Power-Local-Cell-Group-InformationItem2-ResourceStatusInd,
id-Power-Local-Cell-Group-InformationList-AuditRsp,
id-Power-Local-Cell-Group-InformationList-ResourceStatusInd,
id-Power-Local-Cell-Group-InformationList2-ResourceStatusInd,
id-Power-Local-Cell-Group-ID,
id-PRACH-Information,
id-PRACHConstant,
id-PRACH-ParametersItem-CTCH-SetupRqstTDD,
id-PRACH-ParametersListIE-CTCH-ReconfRqstFDD,
id-PrimaryCCPCH-Information-Cell-ReconfRqstFDD,
id-PrimaryCCPCH-Information-Cell-SetupRqstFDD,
id-PrimaryCPICH-Information-Cell-ReconfRqstFDD,
id-PrimaryCPICH-Information-Cell-SetupRqstFDD,
id-Primary-CPICH-Usage-for-Channel-Estimation,
id-PrimarySCH-Information-Cell-ReconfRqstFDD,
id-PrimarySCH-Information-Cell-SetupRqstFDD,
id-PrimaryScramblingCode,
id-SCH-Information-Cell-ReconfRqstTDD,
id-SCH-Information-Cell-SetupRqstTDD,
id-PUSCH-Information-AddListIE-PSCH-ReconfRqst,
id-PUSCH-Information-ModifyListIE-PSCH-ReconfRqst,
id-PUSCHConstant,
id-PUSCHSets-AddList-PSCH-ReconfRqst,
id-PUSCHSets-DeleteList-PSCH-ReconfRqst,
id-PUSCHSets-ModifyList-PSCH-ReconfRqst,
id-Qth-Parameter,
id-RACH-Information,
id-RACH-Parameters-CTCH-SetupRsp,
id-RACH-ParametersItem-CTCH-SetupRqstFDD,
id-RACH-ParameterItem-CTCH-SetupRqstTDD,
id-ReferenceClockAvailability,
id-ReferenceSFNoffset,
id-ReportCharacteristics,
id-Reporting-Object-RL-FailureInd,
id-Reporting-Object-RL-RestoreInd,
id-ResetIndicator,
id-RL-InformationItem-DM-Rprt,
id-RL-InformationItem-DM-Rqst,
id-RL-InformationItem-DM-Rsp,
id-RL-InformationItem-RL-AdditionRqstFDD,
id-RL-informationItem-RL-DeletionRqst,
id-RL-InformationItem-RL-FailureInd,
id-RL-InformationItem-RL-PreemptRequiredInd,
id-RL-InformationItem-RL-ReconfPrepFDD,
id-RL-InformationItem-RL-ReconfRqstFDD,
id-RL-InformationItem-RL-RestoreInd,
id-RL-InformationItem-RL-SetupRqstFDD,
id-RL-InformationList-RL-AdditionRqstFDD,
id-RL-informationList-RL-DeletionRqst,
id-RL-InformationList-RL-PreemptRequiredInd,
id-RL-InformationList-RL-ReconfPrepFDD,

id-RL-InformationList-RL-ReconfRqstFDD,
id-RL-InformationList-RL-SetupRqstFDD,
id-RL-InformationResponseItem-RL-AdditionRspFDD,
id-RL-InformationResponseItem-RL-ReconfReady,
id-RL-InformationResponseItem-RL-ReconfRsp,
id-RL-InformationResponseItem-RL-SetupRspFDD,
id-RL-InformationResponseList-RL-AdditionRspFDD,
id-RL-InformationResponseList-RL-ReconfReady,
id-RL-InformationResponseList-RL-ReconfRsp,
id-RL-InformationResponseList-RL-SetupRspFDD,
id-RL-InformationResponse-RL-AdditionRspTDD,
id-RL-InformationResponse-RL-SetupRspTDD,
id-RL-Information-RL-AdditionRqstTDD,
id-RL-Information-RL-ReconfRqstTDD,
id-RL-Information-RL-ReconfPrepTDD,
id-RL-Information-RL-SetupRqstTDD,
id-RL-ReconfigurationFailureItem-RL-ReconfFailure,
id-RL-Set-InformationItem-DM-Rprt,
id-RL-Set-InformationItem-DM-Rsp,
id-RL-Set-InformationItem-RL-FailureInd,
id-RL-Set-InformationItem-RL-RestoreInd,
id-RL-Specific-DCH-Info,
id-S-CCPCH-Information,
id-S-CPICH-Information,
id-SCH-Information,
id-S-SCH-Information,
id-Secondary-CCPCHListIE-CTCH-ReconfRqstTDD,
id-Secondary-CCPCH-parameterListIE-CTCH-SetupRqstTDD,
id-Secondary-CCPCH-Parameters-CTCH-ReconfRqstTDD,
id-SecondaryCPICH-InformationItem-Cell-ReconfRqstFDD,
id-SecondaryCPICH-InformationItem-Cell-SetupRqstFDD,
id-SecondaryCPICH-InformationList-Cell-ReconfRqstFDD,
id-SecondaryCPICH-InformationList-Cell-SetupRqstFDD,
[id-Secondary-CPICH-Information-Change](#),
id-SecondarySCH-Information-Cell-ReconfRqstFDD,
id-SecondarySCH-Information-Cell-SetupRqstFDD,
id-SegmentInformationListIE-SystemInfoUpdate,
id-SFN,
id-SFNReportingIndicator,
id-ShutdownTimer,
id-SignallingBearerRequestIndicator,
id-SSDT-CellIDforEDSCHPC,
id-Start-Of-Audit-Sequence-Indicator,
id-Successful-RL-InformationRespItem-RL-AdditionFailureFDD,
id-Successful-RL-InformationRespItem-RL-SetupFailureFDD,
id-Synchronisation-Configuration-Cell-ReconfRqst,
id-Synchronisation-Configuration-Cell-SetupRqst,
id-SyncCase,
id-SyncCaseIndicatorItem-Cell-SetupRqstTDD-PSCH,
id-SyncFrameNumber,
id-SynchronisationReportType,
id-SynchronisationReportCharacteristics,
id-SyncReportType-CellSyncReprtTDD,

id-T-Cell,
id-TargetCommunicationControlPortID,
id-TFCI2-Bearer-Information-RL-SetupRqstFDD,
id-TFCI2-BearerInformationResponse,
id-TFCI2BearerRequestIndicator,
id-TFCI2-BearerSpecificInformation-RL-ReconfPrepFDD,
id-Transmission-Gap-Pattern-Sequence-Information,
id-TimeSlotConfigurationList-Cell-ReconfRqstTDD,
id-TimeSlotConfigurationList-Cell-SetupRqstTDD,
id-timeslotInfo-CellSyncInitiationRqstTDD,
id-TimeslotISCPInfo,
id-TimingAdvanceApplied,
id-TransmissionDiversityApplied,
id-transportlayeraddress,
id-UARFCNforNt,
id-UARFCNforNd,
id-UARFCNforNu,
id-UE-Support-Of-Dedicated-Pilots-For-Channel-Estimation,
id-UE-Support-Of-Dedicated-Pilots-For-Channel-Estimation-Of-HS-DSCH,
id-UL-CCTrCH-InformationAddList-RL-ReconfPrepTDD,
id-UL-CCTrCH-InformationDeleteItem-RL-ReconfRqstTDD,
id-UL-CCTrCH-InformationDeleteList-RL-ReconfPrepTDD,
id-UL-CCTrCH-InformationDeleteList-RL-ReconfRqstTDD,
id-UL-CCTrCH-InformationItem-RL-SetupRqstTDD,
id-UL-CCTrCH-InformationList-RL-AdditionRqstTDD,
id-UL-CCTrCH-InformationList-RL-SetupRqstTDD,
id-UL-CCTrCH-InformationModifyItem-RL-ReconfRqstTDD,
id-UL-CCTrCH-InformationModifyList-RL-ReconfPrepTDD,
id-UL-CCTrCH-InformationModifyList-RL-ReconfRqstTDD,
id-UL-DPCH-InformationAddListIE-RL-ReconfPrepTDD,
id-UL-DPCH-InformationItem-RL-AdditionRqstTDD,
id-UL-DPCH-InformationList-RL-SetupRqstTDD,
id-UL-DPCH-InformationModify-AddListIE-RL-ReconfPrepTDD,
id-UL-DPCH-InformationModify-DeleteListIE-RL-ReconfPrepTDD,
id-UL-DPCH-InformationModify-ModifyListIE-RL-ReconfPrepTDD,
id-UL-DPCH-Information-RL-ReconfPrepFDD,
id-UL-DPCH-Information-RL-ReconfRqstFDD,
id-UL-DPCH-Information-RL-SetupRqstFDD,
id-Unsuccessful-cell-InformationRespItem-SyncAdjustmntFailureTDD,
id-Unsuccessful-PDSCHSetItem-PSCH-ReconfFailureTDD,
id-Unsuccessful-PUSCHSetItem-PSCH-ReconfFailureTDD,
id-Unsuccessful-RL-InformationRespItem-RL-AdditionFailureFDD,
id-Unsuccessful-RL-InformationRespItem-RL-SetupFailureFDD,
id-Unsuccessful-RL-InformationResp-RL-AdditionFailureTDD,
id-Unsuccessful-RL-InformationResp-RL-SetupFailureTDD,
id-USCH-Information-Add,
id-USCH-Information-DeleteList-RL-ReconfPrepTDD,
id-USCH-Information-ModifyList-RL-ReconfPrepTDD,
id-USCH-InformationResponse,
id-USCH-Information,
id-USCH-RearrangeList-Bearer-RearrangeInd,
id-DL-DPCH-LCR-Information-RL-SetupRqstTDD,
id-DwPCH-LCR-Information,

id-DwPCH-LCR-InformationList-AuditRsp,
id-DwPCH-LCR-Information-Cell-SetupRqstTDD,
id-DwPCH-LCR-Information-Cell-ReconfRqstTDD,
id-DwPCH-LCR-Information-ResourceStatusInd,
id-maxFACH-Power-LCR-CTCH-SetupRqstTDD,
id-maxFACH-Power-LCR-CTCH-ReconfRqstTDD,
id-FPACH-LCR-Information,
id-FPACH-LCR-Information-AuditRsp,
id-FPACH-LCR-InformationList-AuditRsp,
id-FPACH-LCR-InformationList-ResourceStatusInd,
id-FPACH-LCR-Parameters-CTCH-SetupRqstTDD,
id-FPACH-LCR-Parameters-CTCH-ReconfRqstTDD,
id-PCPCH-LCR-Information-Cell-SetupRqstTDD,
id-PCH-Power-LCR-CTCH-SetupRqstTDD,
id-PCH-Power-LCR-CTCH-ReconfRqstTDD,
id-PICH-LCR-Parameters-CTCH-SetupRqstTDD,
id-PRACH-LCR-ParametersList-CTCH-SetupRqstTDD,
id-RL-InformationResponse-LCR-RL-SetupRspTDD,
id-Secondary-CCPCH-LCR-parameterList-CTCH-SetupRqstTDD,
id-TimeSlot,
id-TimeSlotConfigurationList-LCR-Cell-ReconfRqstTDD,
id-TimeSlotConfigurationList-LCR-Cell-SetupRqstTDD,
id-TimeSlotISCP-LCR-InfoList-RL-SetupRqstTDD,
id-TimeSlotLCR-CM-Rqst,
id-UL-DPCH-LCR-Information-RL-SetupRqstTDD,
id-DL-DPCH-InformationItem-LCR-RL-AdditionRqstTDD,
id-UL-DPCH-InformationItem-LCR-RL-AdditionRqstTDD,
id-TimeSlotISCP-InformationList-LCR-RL-AdditionRqstTDD,
id-DL-DPCH-LCR-InformationAddList-RL-ReconfPrepTDD,
id-DL-DPCH-LCR-InformationModify-AddList-RL-ReconfPrepTDD,
id-DL-TimeSlot-LCR-InformationModify-ModifyList-RL-ReconfPrepTDD,
id-TimeSlotISCPInfoList-LCR-DL-PC-RqstTDD,
id-UL-DPCH-LCR-InformationAddListIE-RL-ReconfPrepTDD,
id-UL-DPCH-LCR-InformationModify-AddList,
id-UL-TimeSlotLCR-Information-RL-ReconfPrepTDD,
id-UL-SIRTarget,
id-PDSCH-AddInformation-LCR-PSCH-ReconfRqst,
id-PDSCH-AddInformation-LCR-AddListIE-PSCH-ReconfRqst,
id-PDSCH-ModifyInformation-LCR-PSCH-ReconfRqst,
id-PDSCH-ModifyInformation-LCR-ModifyListIE-PSCH-ReconfRqst,
id-PUSCH-AddInformation-LCR-PSCH-ReconfRqst,
id-PUSCH-AddInformation-LCR-AddListIE-PSCH-ReconfRqst,
id-PUSCH-ModifyInformation-LCR-PSCH-ReconfRqst,
id-PUSCH-ModifyInformation-LCR-ModifyListIE-PSCH-ReconfRqst,
id-PUSCH-Info-DM-Rqst,
id-PUSCH-Info-DM-Rsp,
id-PUSCH-Info-DM-Rprt,
id-RL-InformationResponse-LCR-RL-AdditionRspTDD,
id-IPDLParameter-Information-LCR-Cell-SetupRqstTDD,
id-IPDLParameter-Information-LCR-Cell-ReconfRqstTDD,
id-HS-PDSCH-HS-SCCH-MaxPower-PSCH-ReconfRqst,
id-HS-PDSCH-HS-SCCH-ScramblingCode-PSCH-ReconfRqst,
id-HS-PDSCH-FDD-Code-Information-PSCH-ReconfRqst,

id-HS-SCCH-FDD-Code-Information-PSCH-ReconfRqst,
id-HS-PDSCH-TDD-Information-PSCH-ReconfRqst,
id-Add-To-HS-SCCH-Resource-Pool-PSCH-ReconfRqst,
id-Modify-HS-SCCH-Resource-Pool-PSCH-ReconfRqst,
id-Delete-From-HS-SCCH-Resource-Pool-PSCH-ReconfRqst,
id-SYNCDlCodeId-TransInitLCR-CellSyncInitiationRqstTDD,
id-SYNCDlCodeId-MeasureInitLCR-CellSyncInitiationRqstTDD,
id-SYNCDlCodeIdTransReconfInfoLCR-CellSyncReconfRqstTDD,
id-SYNCDlCodeIdMeasReconfigurationLCR-CellSyncReconfRqstTDD,
id-SYNCDlCodeIdMeasInfoList-CellSyncReconfRqstTDD,
id-SyncDLCodeIdsMeasInfoList-CellSyncReprtTDD,
id-NSubCyclesPerCyclePeriod-CellSyncReconfRqstTDD,
id-DwPCH-Power,
id-AccumulatedClockupdate-CellSyncReprtTDD,
id-HSDSCH-FDD-Information,
id-HSDSCH-FDD-Information-Response,
id-HSDSCH-FDD-Information-to-Add,
id-HSDSCH-FDD-Information-to-Delete,
id-HSDSCH-Information-to-Modify,
id-HSDSCH-RearrangeList-Bearer-RearrangeInd,
id-HSDSCH-RNTI,
id-HSDSCH-TDD-Information,
id-HSDSCH-TDD-Information-Response,
id-HSDSCH-TDD-Information-Response-LCR,
id-HSDSCH-TDD-Information-to-Add,
id-HSDSCH-TDD-Information-to-Delete,
id-HSPDSCH-RL-ID,
id-HSSICH-Info-DM-Rprt,
id-HSSICH-Info-DM-Rqst,
id-HSSICH-Info-DM-Rsp,
id-PrimCCPCH-RSCP-DL-PC-RqstTDD,
id-HSDSCH-FDD-Update-Information,
id-HSDSCH-TDD-Update-Information,
id-UL-Synchronisation-Parameters-LCR,
id-DL-DPCH-TimeSlotFormat-LCR-ModifyItem-RL-ReconfPrepTDD,
id-UL-DPCH-TimeSlotFormat-LCR-ModifyItem-RL-ReconfPrepTDD,
id-CCTrCH-Maximum-DL-Power-RL-SetupRqstTDD,
id-CCTrCH-Minimum-DL-Power-RL-SetupRqstTDD,
id-CCTrCH-Maximum-DL-Power-RL-AdditionRqstTDD,
id-CCTrCH-Minimum-DL-Power-RL-AdditionRqstTDD,
id-CCTrCH-Maximum-DL-Power-InformationAdd-RL-ReconfPrepTDD,
id-CCTrCH-Minimum-DL-Power-InformationAdd-RL-ReconfPrepTDD,
id-CCTrCH-Maximum-DL-Power-InformationModify-RL-ReconfPrepTDD,
id-CCTrCH-Minimum-DL-Power-InformationModify-RL-ReconfPrepTDD,
id-Maximum-DL-Power-Modify-LCR-InformationModify-RL-ReconfPrepTDD,
id-Minimum-DL-Power-Modify-LCR-InformationModify-RL-ReconfPrepTDD,
id-DL-DPCH-LCR-InformationModify-ModifyList-RL-ReconfRqstTDD,
id-CCTrCH-Maximum-DL-Power-InformationModify-RL-ReconfRqstTDD,
id-CCTrCH-Minimum-DL-Power-InformationModify-RL-ReconfRqstTDD,
id-TDD-TPC-UplinkStepSize-LCR-RL-SetupRqstTDD,
id-TDD-TPC-UplinkStepSize-LCR-RL-AdditionRqstTDD,
id-TDD-TPC-DownlinkStepSize-RL-AdditionRqstTDD,
id-TDD-TPC-UplinkStepSize-InformationAdd-LCR-RL-ReconfPrepTDD,

id-TDD-TPC-UplinkStepSize-InformationModify-LCR-RL-ReconfPrepTDD,
id-TDD-TPC-DownlinkStepSize-InformationModify-RL-ReconfPrepTDD,
id-TDD-TPC-DownlinkStepSize-InformationAdd-RL-ReconfPrepTDD,

maxNrOfCCTrCHs,
maxNrOfCellSyncBursts,
maxNrOfCodes,
maxNrOfCPCHs,
maxNrOfDCHs,
maxNrOfDLTSSs,
maxNrOfDLTSLCRs,
maxNrOfDPCHs,
maxNrOfDSCHs,
maxNrOfFACHs,
maxNrOfRLs,
maxNrOfRLs-1,
maxNrOfRLs-2,
maxNrOfRLSets,
maxNrOfPCPCHs,
maxNrOfPDSCHs,
maxNrOfPUSCHs,
maxNrOfPRACHLCRs,
maxNrOfPDSCHSets,
maxNrOfPUSCHSets,
maxNrOfReceptsPerSyncFrame,
maxNrOfSCCPCHs,
maxNrOfSCCPCHLCRs,
maxNrOfULTSSs,
maxNrOfULTSLCRs,
maxNrOfUSCHs,
maxAPSigNum,
maxCPCHCell,
maxFACHCell,
maxFPACHCell,
maxNoofLen,
maxRACHCell,
maxPCPCHCell,
maxPRACHCell,
maxSCCPCHCell,
maxSCPICHCell,
maxCellinNodeB,
maxCCPinNodeB,
maxCommunicationContext,
maxLocalCellinNodeB,
maxNrOfSlotFormatsPRACH,
maxIB,
maxIBSEG,
maxNrOfHSSCCHs,
maxNrOfHSSICHs,
maxNrOfHSPDSCHs,
maxNrOfSyncFramesLCR,
maxNrOfReceptionsperSyncFrameLCR,
maxNrOfSyncDLCodesLCR,

```
maxNrOfMACdFlows
FROM NBAP-Constants;
```

```
/* partly omitted */
```

```
-- *****
--
-- COMMON MEASUREMENT INITIATION REQUEST
--
-- *****
```

```
CommonMeasurementInitiationRequest ::= SEQUENCE {
    protocolIEs          ProtocolIE-Container    {{CommonMeasurementInitiationRequest-IEs}},
    protocolExtensions   ProtocolExtensionContainer {{CommonMeasurementInitiationRequest-Extensions}}    OPTIONAL,
    ...
}

CommonMeasurementInitiationRequest-IEs NBAP-PROTOCOL-IES ::= {
    { ID      id-MeasurementID          CRITICALITY reject          TYPE      MeasurementID          PRESENCE
      mandatory }|
    { ID      id-CommonMeasurementObjectType-CM-Rqst CRITICALITY reject          TYPE      CommonMeasurementObjectType-CM-Rqst    PRESENCE
      mandatory }|
    { ID      id-CommonMeasurementType    CRITICALITY reject          TYPE      CommonMeasurementType          PRESENCE mandatory
    }|
    { ID      id-MeasurementFilterCoefficient CRITICALITY reject          TYPE      MeasurementFilterCoefficient    PRESENCE
      optional }|
    { ID      id-ReportCharacteristics    CRITICALITY reject          TYPE      ReportCharacteristics          PRESENCE mandatory
    }|
    { ID      id-SFNReportingIndicator    CRITICALITY reject          TYPE      SFNReportingIndicator          PRESENCE mandatory
    }|
    { ID      id-SFN                      CRITICALITY reject          TYPE      SFN                            PRESENCE optional
    },
    ...
}

CommonMeasurementInitiationRequest-Extensions NBAP-PROTOCOL-EXTENSION ::= {
    {ID id-CommonMeasurementAccuracy          CRITICALITY reject          EXTENSION CommonMeasurementAccuracy    PRESENCE optional},
    ...
}

CommonMeasurementObjectType-CM-Rqst ::= CHOICE {
    cell          Cell-CM-Rqst,
    rACH          RACH-CM-Rqst,
    cPCH          CPCH-CM-Rqst,
    ...
}
extension-CommonMeasurementObjectType-CM-Rqst Extension-CommonMeasurementObjectType-CM-Rqst
}

Extension-CommonMeasurementObjectType-CM-Rqst ::= ProtocolIE-Single-Container { {Extension-CommonMeasurementObjectType-CM-Rqst-ExtIEs} }

Extension-CommonMeasurementObjectType-CM-Rqst-ExtIEs NBAP-PROTOCOL-EXTENSION ::= {
    { ID id-CellPortion-CM-Rqst          CRITICALITY reject          EXTENSION CellPortion-CM-Rqst          PRESENCE mandatory},

```



```

]
...

Cell-CM-Rqst ::= SEQUENCE {
    c-ID                C-ID,
    timeSlot            TimeSlot OPTIONAL, -- Applicable to 3.84Mcps TDD only
    iE-Extensions       ProtocolExtensionContainer { { CellItem-CM-Rqst-ExtIEs } } OPTIONAL,
    ...
}

CellItem-CM-Rqst-ExtIEs NBAP-PROTOCOL-EXTENSION ::= {
    { ID id-TimeSlotLCR-CM-Rqst    CRITICALITY reject    EXTENSION TimeSlotLCR    PRESENCE optional    } |
    -- Applicable to 1.28Mcps TDD only
    { ID id-NeighbouringCellMeasurementInformation    CRITICALITY ignore    EXTENSION NeighbouringCellMeasurementInformation    PRESENCE optional },
    ...
}

RACH-CM-Rqst ::= SEQUENCE {
    c-ID                C-ID,
    commonTransportChannelID    CommonTransportChannelID,
    iE-Extensions       ProtocolExtensionContainer { { RACHItem-CM-Rqst-ExtIEs } } OPTIONAL,
    ...
}

RACHItem-CM-Rqst-ExtIEs NBAP-PROTOCOL-EXTENSION ::= {
    ...
}

CPCH-CM-Rqst ::= SEQUENCE {
    c-ID                C-ID,
    commonTransportChannelID    CommonTransportChannelID,
    spreadingfactor      MinUL-ChannelisationCodeLength OPTIONAL,
    iE-Extensions       ProtocolExtensionContainer { { CPCHItem-CM-Rqst-ExtIEs } } OPTIONAL,
    ...
}

CPCHItem-CM-Rqst-ExtIEs NBAP-PROTOCOL-EXTENSION ::= {
    ...
}

CellPortion-CM-Rqst ::= SEQUENCE {
    c-ID                C-ID,
    cellPortionID       CellPortionID,
    iE-Extensions       ProtocolExtensionContainer { { CellPortionItem-CM-Rqst-ExtIEs } } OPTIONAL,
    ...
}

CellPortionItem-CM-Rqst-ExtIEs NBAP-PROTOCOL-EXTENSION ::= {
    ...
}

```

```

/* partly omitted */
-- *****
--
-- RADIO LINK SETUP REQUEST FDD
--
-- *****

RadioLinkSetupRequestFDD ::= SEQUENCE {
    protocolIEs          ProtocolIE-Container    {{RadioLinkSetupRequestFDD-IEs}},
    protocolExtensions   ProtocolExtensionContainer {{RadioLinkSetupRequestFDD-Extensions}}          OPTIONAL,
    ...
}

RadioLinkSetupRequestFDD-IEs NBAP-PROTOCOL-IES ::= {
    { ID id-CRNC-CommunicationContextID          CRITICALITY reject          TYPE          CRNC-CommunicationContextID
      PRESENCE mandatory }|
    { ID id-UL-DPCH-Information-RL-SetupRqstFDD  CRITICALITY reject          TYPE          UL-DPCH-Information-RL-
      SetupRqstFDD PRESENCE mandatory }|
    { ID id-DL-DPCH-Information-RL-SetupRqstFDD  CRITICALITY reject          TYPE          DL-DPCH-Information-RL-
      SetupRqstFDD PRESENCE mandatory }|
    { ID id-DCH-FDD-Information          CRITICALITY reject          TYPE          DCH-FDD-Information          PRESENCE mandatory }|
    { ID id-DSCH-FDD-Information          CRITICALITY reject          TYPE          DSCH-FDD-Information          PRESENCE optional }|
    { ID id-TFCI2-Bearer-Information-RL-SetupRqstFDD  CRITICALITY ignore          TYPE          TFCI2-Bearer-Information-RL-
      SetupRqstFDD PRESENCE optional }|
    { ID id-RL-InformationList-RL-SetupRqstFDD  CRITICALITY notify          TYPE          RL-InformationList-RL-
      SetupRqstFDD PRESENCE mandatory }|
    { ID id-Transmission-Gap-Pattern-Sequence-Information  CRITICALITY reject          TYPE          Transmission-Gap-Pattern-Sequence-Information
      PRESENCE optional }|
    { ID id-Active-Pattern-Sequence-Information  CRITICALITY reject          TYPE          Active-Pattern-Sequence-Information  PRESENCE
      optional },
    ...
}

RadioLinkSetupRequestFDD-Extensions NBAP-PROTOCOL-EXTENSION ::= {
    { ID id-DSCH-FDD-Common-Information          CRITICALITY ignore          EXTENSION DSCH-FDD-Common-Information          PRESENCE optional
    }|
    { ID id-DL-PowerBalancing-Information          CRITICALITY ignore          EXTENSION DL-PowerBalancing-Information          PRESENCE optional }|
    { ID id-HSDSCH-FDD-Information          CRITICALITY reject          EXTENSION HSDSCH-FDD-Information          PRESENCE optional }|
    { ID id-HSDSCH-RNTI          CRITICALITY reject          EXTENSION HSDSCH-RNTI          PRESENCE conditional }|
    -- The IE shall be present if HS-DSCH Information IE is present
    { ID id-HSPDSCH-RL-ID          CRITICALITY reject          EXTENSION RL-ID          PRESENCE conditional }|
    -- The IE shall be present if HS-DSCH Information IE is present
    { ID id-UE-Support-Of-Dedicated-Pilots-For-Channel-Estimation          CRITICALITY ignore          EXTENSION UE-Support-Of-Dedicated-Pilots-For-
      Channel-Estimation          PRESENCE optional }|
    { ID id-UE-Support-Of-Dedicated-Pilots-For-Channel-Estimation-Of-HS-DSCH          CRITICALITY ignore          EXTENSION UE-Support-Of-
      Dedicated-Pilots-For-Channel-Estimation-Of-HS-DSCH          PRESENCE optional },
    ...
}

UL-DPCH-Information-RL-SetupRqstFDD ::= SEQUENCE {
    ul-ScramblingCode          UL-ScramblingCode,
    minUL-ChannelisationCodeLength          MinUL-ChannelisationCodeLength,

```

```

maxNrOfUL-DPDCHs           MaxNrOfUL-DPDCHs           OPTIONAL,
-- This IE shall be present if Min UL Channelisation Code length IE is set to 4 --
ul-PunctureLimit           PunctureLimit,
tFCS                       TFCS,
ul-DPCCH-SlotFormat        UL-DPCCH-SlotFormat,
ul-SIR-Target              UL-SIR,
diversityMode              DiversityMode,
sSDT-CellID-Length         SSDT-CellID-Length         OPTIONAL,
s-FieldLength              S-FieldLength           OPTIONAL,
iE-Extensions              ProtocolExtensionContainer { { UL-DPCH-Information-RL-SetupRqstFDD-ExtIEs} } OPTIONAL,
...
}

UL-DPCH-Information-RL-SetupRqstFDD-ExtIEs NBAP-PROTOCOL-EXTENSION ::= {
  {ID id-DPC-Mode           CRITICALITY reject EXTENSION DPC-Mode PRESENCE optional },
  ...
}

DL-DPCH-Information-RL-SetupRqstFDD ::= SEQUENCE {
  tFCS                       TFCS,
  dl-DPCH-SlotFormat         DL-DPCH-SlotFormat,
  tFCI-SignallingMode        TFCI-SignallingMode,
  tFCI-Presence              TFCI-Presence           OPTIONAL,
  -- this IE shall be present if the DL DPCH slot format IE is set to any of the values from 12 to 16 --
  multiplexingPosition       MultiplexingPosition,
  pDSCH-RL-ID                RL-ID             OPTIONAL,
  -- This IE shall be present if the DSCH Information IE is present --
  pDSCH-CodeMapping          PDSCH-CodeMapping     OPTIONAL,
  -- This IE shall be present if the DSCH Information IE is present --
  powerOffsetInformation     PowerOffsetInformation-RL-SetupRqstFDD,
  fdd-TPC-DownlinkStepSize  FDD-TPC-DownlinkStepSize,
  limitedPowerIncrease       LimitedPowerIncrease,
  innerLoopDLPCStatus        InnerLoopDLPCStatus,
  iE-Extensions              ProtocolExtensionContainer { { DL-DPCH-Information-RL-SetupRqstFDD-ExtIEs} } OPTIONAL,
  ...
}

DL-DPCH-Information-RL-SetupRqstFDD-ExtIEs NBAP-PROTOCOL-EXTENSION ::= {
  ...
}

PowerOffsetInformation-RL-SetupRqstFDD ::= SEQUENCE {
  pO1-ForTFCI-Bits          PowerOffset,
  pO2-ForTPC-Bits           PowerOffset,
  pO3-ForPilotBits          PowerOffset,
  iE-Extensions              ProtocolExtensionContainer { { PowerOffsetInformation-RL-SetupRqstFDD-ExtIEs} } OPTIONAL,
  ...
}

PowerOffsetInformation-RL-SetupRqstFDD-ExtIEs NBAP-PROTOCOL-EXTENSION ::= {
  ...
}

```

```

TFCI2-Bearer-Information-RL-SetupRqstFDD ::= SEQUENCE {
    toAWS                ToAWS,
    toAWE                ToAWE,
    iE-Extensions       ProtocolExtensionContainer { { TFCI2-Bearer-Information-RL-SetupRqstFDD-ExtIEs } }    OPTIONAL,
    ...
}

TFCI2-Bearer-Information-RL-SetupRqstFDD-ExtIEs NBAP-PROTOCOL-EXTENSION ::= {
    { ID id-bindingID          CRITICALITY ignore      EXTENSION BindingID          PRESENCE optional }|
    { ID id-transportlayeraddress CRITICALITY ignore      EXTENSION TransportLayerAddress PRESENCE optional },
    ...
}

RL-InformationList-RL-SetupRqstFDD ::= SEQUENCE (SIZE (1..maxNrOfRLs)) OF
    ProtocolIE-Single-Container{{ RL-InformationItemIE-RL-SetupRqstFDD }}

RL-InformationItemIE-RL-SetupRqstFDD NBAP-PROTOCOL-IES ::= {
    { ID id-RL-InformationItem-RL-SetupRqstFDD          CRITICALITY notify          TYPE          RL-InformationItem-RL-
SetupRqstFDD          PRESENCE mandatory}
}

RL-InformationItem-RL-SetupRqstFDD ::= SEQUENCE {
    rL-ID                RL-ID,
    c-ID                C-ID,
    firstRLS-indicator   FirstRLS-Indicator,
    frameOffset          FrameOffset,
    chipOffset           ChipOffset,
    propagationDelay     PropagationDelay          OPTIONAL,
    diversityControlField DiversityControlField          OPTIONAL,
    -- This IE shall be present if the RL is not the first one in the RL Information IE
    dl-CodeInformation   FDD-DL-CodeInformation,
    initialDL-transmissionPower DL-Power,
    maximumDL-power      DL-Power,
    minimumDL-power      DL-Power,
    sSDT-Cell-Identity   SSDT-Cell-Identity          OPTIONAL,
    transmitDiversityIndicator TransmitDiversityIndicator    OPTIONAL,
    -- This IE shall be present if Diversity Mode IE in UL DPCH Information group is not set to "none"
    iE-Extensions       ProtocolExtensionContainer { { RL-InformationItem-RL-SetupRqstFDD-ExtIEs } }    OPTIONAL,
    ...
}

RL-InformationItem-RL-SetupRqstFDD-ExtIEs NBAP-PROTOCOL-EXTENSION ::= {
    { ID id-SSDT-CellIDforEDSCHPC CRITICALITY ignore EXTENSION SSDT-Cell-Identity PRESENCE conditional }|
    -- This IE shall be present if Enhanced DSCH PC IE is present in the DSCH Common Information IE.
    { ID id-RL-Specific-DCH-Info CRITICALITY ignore EXTENSION RL-Specific-DCH-Info PRESENCE optional }|
    { ID id-DelayedActivation CRITICALITY reject EXTENSION DelayedActivation PRESENCE optional }|
    { ID id-Qth-Parameter CRITICALITY ignore EXTENSION Qth-Parameter PRESENCE optional }|
    { ID id-Primary-CPICH-Usage-for-Channel-Estimation CRITICALITY ignore EXTENSION Primary-CPICH-Usage-for-Channel-Estimation PRESENCE
optional }|
    { ID id-Secondary-CPICH-Information CRITICALITY ignore EXTENSION CommonPhysicalChannelID PRESENCE optional },
    ...
}

```

/* partly omitted */

```
-- *****
--
-- RADIO LINK ADDITION REQUEST FDD
--
-- *****
```

```
RadioLinkAdditionRequestFDD ::= SEQUENCE {
    protocolIEs          ProtocolIE-Container    {{RadioLinkAdditionRequestFDD-IEs}},
    protocolExtensions   ProtocolExtensionContainer {{RadioLinkAdditionRequestFDD-Extensions}}          OPTIONAL,
    ...
}

RadioLinkAdditionRequestFDD-IEs NBAP-PROTOCOL-IES ::= {
    { ID id-NodeB-CommunicationContextID          CRITICALITY reject          TYPE NodeB-CommunicationContextID          PRESENCE
    mandatory } |
    { ID id-Compressed-Mode-Deactivation-Flag      CRITICALITY reject          TYPE Compressed-Mode-Deactivation-Flag      PRESENCE optional } |
    { ID id-RL-InformationList-RL-AdditionRqstFDD  CRITICALITY notify          TYPE RL-InformationList-RL-AdditionRqstFDD
    PRESENCE mandatory } |
    { ID id-UE-Support-Of-Dedicated-Pilots-For-Channel-Estimation          CRITICALITY ignore          EXTENSION UE-Support-Of-Dedicated-Pilots-For-
    Channel-Estimation          PRESENCE optional } |
    { ID id-UE-Support-Of-Dedicated-Pilots-For-Channel-Estimation-Of-HS-DSCH          CRITICALITY ignore          EXTENSION UE-Support-Of-
    Dedicated-Pilots-For-Channel-Estimation-Of-HS-DSCH          PRESENCE optional },
    ...
}

RadioLinkAdditionRequestFDD-Extensions NBAP-PROTOCOL-EXTENSION ::= {
    ...
}

RL-InformationList-RL-AdditionRqstFDD ::= SEQUENCE (SIZE (1..maxNrOfRLs-1)) OF ProtocolIE-Single-Container {{ RL-InformationItemIE-RL-
AdditionRqstFDD}}

RL-InformationItemIE-RL-AdditionRqstFDD NBAP-PROTOCOL-IES ::= {
    { ID id-RL-InformationItem-RL-AdditionRqstFDD          CRITICALITY          notify          TYPE          RL-InformationItem-RL-
    AdditionRqstFDD          PRESENCE          mandatory}
}

RL-InformationItem-RL-AdditionRqstFDD ::= SEQUENCE {
    rL-ID          RL-ID,
    c-ID          C-ID,
    frameOffset          FrameOffset,
    chipOffset          ChipOffset,
    diversityControlField          DiversityControlField,
    dl-CodeInformation          FDD-DL-CodeInformation,
    initialDL-TransmissionPower          DL-Power          OPTIONAL,
    maximumDL-Power          DL-Power          OPTIONAL,
    minimumDL-Power          DL-Power          OPTIONAL,
    sSDT-CellIdentity          SSdT-Cell-Identity          OPTIONAL,
    transmitDiversityIndicator          TransmitDiversityIndicator          OPTIONAL,
    iE-Extensions          ProtocolExtensionContainer { { RL-InformationItem-RL-AdditionRqstFDD-ExtIEs } }          OPTIONAL,
}
```

```

}
...
}
RL-InformationItem-RL-AdditionRqstFDD-ExtIEs NBAP-PROTOCOL-EXTENSION ::= {
  { ID id-DLReferencePower CRITICALITY ignore EXTENSION DL-Power PRESENCE optional } |
  { ID id-RL-Specific-DCH-Info CRITICALITY ignore EXTENSION RL-Specific-DCH-Info PRESENCE optional } |
  { ID id-DelayedActivation CRITICALITY reject EXTENSION DelayedActivation PRESENCE optional } |
  { ID id-Qth-Parameter CRITICALITY ignore EXTENSION Qth-Parameter PRESENCE optional } |
  { ID id-Primary-CPICH-Usage-for-Channel-Estimation CRITICALITY ignore EXTENSION Primary-CPICH-Usage-for-Channel-Estimation PRESENCE optional } |
  { ID id-Secondary-CPICH-Information CRITICALITY ignore EXTENSION CommonPhysicalChannelID PRESENCE optional },
  ...
}
/* partly omitted */
-- *****
--
-- RADIO LINK RECONFIGURATION PREPARE FDD
--
-- *****

RadioLinkReconfigurationPrepareFDD ::= SEQUENCE {
  protocolIEs ProtocolIE-Container {{RadioLinkReconfigurationPrepareFDD-IEs}},
  protocolExtensions ProtocolExtensionContainer {{RadioLinkReconfigurationPrepareFDD-Extensions}}
  OPTIONAL,
  ...
}

RadioLinkReconfigurationPrepareFDD-IEs NBAP-PROTOCOL-IES ::= {
  { ID id-NodeB-CommunicationContextID CRITICALITY reject TYPE NodeB-CommunicationContextID
    PRESENCE mandatory } |
  { ID id-UL-DPCH-Information-RL-ReconfPrepFDD CRITICALITY reject TYPE UL-DPCH-Information-RL-
    ReconfPrepFDD PRESENCE optional } |
  { ID id-DL-DPCH-Information-RL-ReconfPrepFDD CRITICALITY reject TYPE DL-DPCH-Information-RL-
    ReconfPrepFDD PRESENCE optional } |
  { ID id-FDD-DCHs-to-Modify CRITICALITY reject TYPE FDD-DCHs-to-Modify PRESENCE optional } |
  { ID id-DCHs-to-Add-FDD CRITICALITY reject TYPE DCH-FDD-Information PRESENCE optional } |
  { ID id-DCH-DeleteList-RL-ReconfPrepFDD CRITICALITY reject TYPE DCH-DeleteList-RL-ReconfPrepFDD
    PRESENCE optional } |
  { ID id-DSCH-ModifyList-RL-ReconfPrepFDD CRITICALITY reject TYPE DSCH-ModifyList-RL-ReconfPrepFDD
    PRESENCE optional } |
  { ID id-DSCHs-to-Add-FDD CRITICALITY reject TYPE DSCH-FDD-Information PRESENCE optional } |
  { ID id-DSCH-DeleteList-RL-ReconfPrepFDD CRITICALITY reject TYPE DSCH-DeleteList-RL-ReconfPrepFDD
    PRESENCE optional } |
  { ID id-TFCI2-BearerSpecificInformation-RL-ReconfPrepFDD CRITICALITY reject TYPE TFCI2-BearerSpecificInformation-
    RL-ReconfPrepFDD PRESENCE optional } |
  { ID id-RL-InformationList-RL-ReconfPrepFDD CRITICALITY reject TYPE RL-InformationList-RL-
    ReconfPrepFDD PRESENCE optional } |
  { ID id-Transmission-Gap-Pattern-Sequence-Information CRITICALITY reject TYPE Transmission-Gap-Pattern-Sequence-Information
    PRESENCE optional },
  ...
}

```

```

RadioLinkReconfigurationPrepareFDD-Extensions NBAP-PROTOCOL-EXTENSION ::= {
  { ID id-DSCH-FDD-Common-Information          CRITICALITY ignore  EXTENSION DSCH-FDD-Common-Information          PRESENCE optional
  }|
  { ID id-SignallingBearerRequestIndicator    CRITICALITY reject  EXTENSION SignallingBearerRequestIndicator          PRESENCE optional }|
  { ID id-HSDSCH-Information-to-Modify        CRITICALITY reject  EXTENSION HSDSCH-Information-to-Modify          PRESENCE optional }|
  { ID id-HSDSCH-FDD-Information-to-Add       CRITICALITY reject  EXTENSION HSDSCH-FDD-Information          PRESENCE optional }|
  { ID id-HSDSCH-FDD-Information-to-Delete    CRITICALITY reject  EXTENSION HSDSCH-DeleteList-RL-ReconfPrepFDD  PRESENCE optional }|
  { ID id-HSDSCH-RNTI                        CRITICALITY reject  EXTENSION HSDSCH-RNTI                          PRESENCE optional }|
  { ID id-HSPDSCH-RL-ID                      CRITICALITY reject  EXTENSION RL-ID                                PRESENCE optional }|
  { ID id-UE-Support-Of-Dedicated-Pilots-For-Channel-Estimation CRITICALITY ignore  EXTENSION UE-Support-Of-Dedicated-Pilots-For-Channel-Estimation PRESENCE optional }|
  { ID id-UE-Support-Of-Dedicated-Pilots-For-Channel-Estimation-Of-HS-DSCH CRITICALITY ignore  EXTENSION UE-Support-Of-Dedicated-Pilots-For-Channel-Estimation-Of-HS-DSCH PRESENCE optional },
  ...
}

```

```

UL-DPCH-Information-RL-ReconfPrepFDD ::= SEQUENCE {
  ul-ScramblingCode          UL-ScramblingCode          OPTIONAL,
  ul-SIR-Target              UL-SIR                      OPTIONAL,
  minUL-ChannelisationCodeLength  MinUL-ChannelisationCodeLength  OPTIONAL,
  maxNrOfUL-DPDCHs          MaxNrOfUL-DPDCHs          OPTIONAL,
  -- This IE shall be present if minUL-ChannelisationCodeLength Ie is set to 4
  ul-PunctureLimit          PunctureLimit              OPTIONAL,
  tFCS                      TFCS                      OPTIONAL,
  ul-DPCH-SlotFormat        UL-DPCH-SlotFormat        OPTIONAL,
  diversityMode              DiversityMode                OPTIONAL,
  sSDT-CellIDLength         SSDT-CellID-Length         OPTIONAL,
  s-FieldLength             S-FieldLength              OPTIONAL,
  iE-Extensions              ProtocolExtensionContainer { { UL-DPCH-Information-RL-ReconfPrepFDD-ExtIEs } }  OPTIONAL,
  ...
}

```

```

UL-DPCH-Information-RL-ReconfPrepFDD-ExtIEs NBAP-PROTOCOL-EXTENSION ::= {
  ...
}

```

```

DL-DPCH-Information-RL-ReconfPrepFDD ::= SEQUENCE {
  tFCS                      TFCS                      OPTIONAL,
  dl-DPCH-SlotFormat        DL-DPCH-SlotFormat        OPTIONAL,
  tFCI-SignallingMode       TFCI-SignallingMode       OPTIONAL,
  tFCI-Presence              TFCI-Presence              OPTIONAL,
  -- This IE shall be present if the DL DPCH Slot Format IE is set to any of the values from 12 to 16
  multiplexingPosition       MultiplexingPosition       OPTIONAL,
  pDSCH-CodeMapping          PDSCH-CodeMapping         OPTIONAL,
  pDSCH-RL-ID                RL-ID                      OPTIONAL,
  limitedPowerIncrease       LimitedPowerIncrease        OPTIONAL,
  iE-Extensions              ProtocolExtensionContainer { { DL-DPCH-Information-RL-ReconfPrepFDD-ExtIEs } }  OPTIONAL,
  ...
}

```

```

DL-DPCH-Information-RL-ReconfPrepFDD-ExtIEs NBAP-PROTOCOL-EXTENSION ::= {
  ...
}

```

```

}

DCH-DeleteList-RL-ReconfPrepFDD ::= SEQUENCE (SIZE (1..maxNrOfDCHs)) OF DCH-DeleteItem-RL-ReconfPrepFDD

DCH-DeleteItem-RL-ReconfPrepFDD ::= SEQUENCE {
    dCH-ID                DCH-ID,
    iE-Extensions         ProtocolExtensionContainer { { DCH-DeleteItem-RL-ReconfPrepFDD-ExtIEs } } OPTIONAL,
    ...
}

DCH-DeleteItem-RL-ReconfPrepFDD-ExtIEs NBAP-PROTOCOL-EXTENSION ::= {
    ...
}

DSCH-ModifyList-RL-ReconfPrepFDD ::= SEQUENCE (SIZE (1..maxNrOfDSCHs)) OF ProtocolIE-Single-Container {{DSCH-ModifyItemIE-RL-ReconfPrepFDD }}

DSCH-ModifyItemIE-RL-ReconfPrepFDD NBAP-PROTOCOL-IES ::= {
    { ID    id-DSCH-ModifyItem-RL-ReconfPrepFDD    CRITICALITY reject        TYPE    DSCH-ModifyItem-RL-ReconfPrepFDD    PRESENCE mandatory}
}

DSCH-ModifyItem-RL-ReconfPrepFDD ::= SEQUENCE {
    dSCH-ID                DSCH-ID,
    dl-TransportFormatSet  TransportFormatSet            OPTIONAL,
    allocationRetentionPriority AllocationRetentionPriority OPTIONAL,
    frameHandlingPriority  FrameHandlingPriority          OPTIONAL,
    toAWS                  ToAWS                            OPTIONAL,
    toAWE                  ToAWE                            OPTIONAL,
    transportBearerRequestIndicator TransportBearerRequestIndicator,
    iE-Extensions         ProtocolExtensionContainer { { DSCH-ModifyItem-RL-ReconfPrepFDD-ExtIEs } } OPTIONAL,
    ...
}

DSCH-ModifyItem-RL-ReconfPrepFDD-ExtIEs NBAP-PROTOCOL-EXTENSION ::= {
    { ID    id-bindingID                CRITICALITY ignore        EXTENSION BindingID                PRESENCE optional }|
    { ID    id-transportlayeraddress    CRITICALITY ignore        EXTENSION TransportLayerAddress    PRESENCE optional },
    ...
}

DSCH-DeleteList-RL-ReconfPrepFDD ::= SEQUENCE (SIZE (1..maxNrOfDSCHs)) OF ProtocolIE-Single-Container {{DSCH-DeleteItemIE-RL-ReconfPrepFDD }}

DSCH-DeleteItemIE-RL-ReconfPrepFDD NBAP-PROTOCOL-IES ::= {
    { ID    id-DSCH-DeleteItem-RL-ReconfPrepFDD    CRITICALITY reject        TYPE    DSCH-DeleteItem-RL-ReconfPrepFDD    PRESENCE mandatory}
}

DSCH-DeleteItem-RL-ReconfPrepFDD ::= SEQUENCE {
    dSCH-ID                DSCH-ID,
    iE-Extensions         ProtocolExtensionContainer { { DSCH-DeleteItem-RL-ReconfPrepFDD-ExtIEs } } OPTIONAL,
    ...
}

DSCH-DeleteItem-RL-ReconfPrepFDD-ExtIEs NBAP-PROTOCOL-EXTENSION ::= {
    ...
}

```



```

TFCI2-BearerSpecificInformation-RL-ReconfPrepFDD ::= CHOICE {
    addOrModify          AddOrModify-TFCI2-RL-ReconfPrepFDD,
    delete              NULL
}

AddOrModify-TFCI2-RL-ReconfPrepFDD ::= SEQUENCE {
    toAWS                ToAWS,
    toAWE                ToAWE,
    iE-Extensions       ProtocolExtensionContainer { { AddOrModify-TFCI2-RL-ReconfPrepFDD-ExtIEs} } OPTIONAL,
    ...
}

AddOrModify-TFCI2-RL-ReconfPrepFDD-ExtIEs NBAP-PROTOCOL-EXTENSION ::= {
    { ID id-TFCI2BearerRequestIndicator    CRITICALITY    reject          EXTENSION    TFCI2BearerRequestIndicator    PRESENCE optional }|
    { ID id-bindingID                      CRITICALITY    ignore          EXTENSION    BindingID                          PRESENCE  optional }|
    { ID id-transportlayeraddress          CRITICALITY    ignore          EXTENSION    TransportLayerAddress              PRESENCE  optional },
    ...
}

RL-InformationList-RL-ReconfPrepFDD ::= SEQUENCE (SIZE (1..maxNrOfRLs)) OF ProtocolIE-Single-Container {{ RL-InformationItemIE-RL-ReconfPrepFDD }}

RL-InformationItemIE-RL-ReconfPrepFDD NBAP-PROTOCOL-IES ::= {
    { ID id-RL-InformationItem-RL-ReconfPrepFDD    CRITICALITY    reject          TYPE          RL-InformationItem-RL-
ReconfPrepFDD    PRESENCE    mandatory}
}

RL-InformationItem-RL-ReconfPrepFDD ::= SEQUENCE {
    rL-ID                RL-ID,
    dl-CodeInformation   FDD-DL-CodeInformation    OPTIONAL,
    maxDL-Power          DL-Power                    OPTIONAL,
    minDL-Power          DL-Power                    OPTIONAL,
    sSDT-Indication      SSDT-Indication            OPTIONAL,
    sSDT-Cell-Identity   SSDT-Cell-Identity          OPTIONAL,
    -- The IE shall be present if the SSDT Indication IE is set to "SSDT Active in the UE"
    transmitDiversityIndicator    TransmitDiversityIndicator    OPTIONAL,
    -- This IE shall be present if Diversity Mode IE is present in UL DPCH Information IE and it is not set to "none"
    iE-Extensions       ProtocolExtensionContainer { { RL-InformationItem-RL-ReconfPrepFDD-ExtIEs} }    OPTIONAL,
    ...
}

RL-InformationItem-RL-ReconfPrepFDD-ExtIEs NBAP-PROTOCOL-EXTENSION ::= {
    { ID id-SSDT-CellIDforEDSCHPC    CRITICALITY    ignore          EXTENSION    SSDT-Cell-Identity    PRESENCE conditional }|
    -- This IE shall be present if Enhanced DSCH PC IE is present in the DSCH Common Information IE.
    { ID id-DLReferencePower          CRITICALITY    ignore          EXTENSION    DL-Power              PRESENCE optional }|
    { ID id-RL-Specific-DCH-Info      CRITICALITY    ignore          EXTENSION    RL-Specific-DCH-Info    PRESENCE  optional }|
    { ID id-DL-DPCH-TimingAdjustment  CRITICALITY    reject          EXTENSION    DL-DPCH-TimingAdjustment    PRESENCE optional }|
    { ID id-Qth-Parameter             CRITICALITY    ignore          EXTENSION    Qth-Parameter          PRESENCE optional }|
    { ID id-Primary-CPICH-Usage-for-Channel-Estimation    CRITICALITY    ignore          EXTENSION    Primary-CPICH-Usage-for-Channel-Estimation    PRESENCE optional }|
    { ID id-Secondary-CPICH-Information-Change    CRITICALITY    ignore          EXTENSION    Secondary-CPICH-Information-Change    PRESENCE optional },
    ...
}

```

```

HSDSCH-DeleteList-RL-ReconfPrepFDD ::= SEQUENCE (SIZE (1..maxNrOfMACdFlows)) OF HSDSCH-DeleteItem-RL-ReconfPrepFDD

HSDSCH-DeleteItem-RL-ReconfPrepFDD ::= SEQUENCE {
    hsDSCH-MACdFlow-ID          HSDSCH-MACdFlow-ID,
    iE-Extensions               ProtocolExtensionContainer { { HSDSCH-DeleteItem-RL-ReconfPrepFDD-ExtIEs } } OPTIONAL,
    ...
}

HSDSCH-DeleteItem-RL-ReconfPrepFDD-ExtIEs NBAP-PROTOCOL-EXTENSION ::= {
    ...
}

/* partly omitted */

-- *****
--
-- RADIO LINK RECONFIGURATION REQUEST FDD
--
-- *****

RadioLinkReconfigurationRequestFDD ::= SEQUENCE {
    protocolIEs                ProtocolIE-Container  {{RadioLinkReconfigurationRequestFDD-IEs}},
    protocolExtensions         ProtocolExtensionContainer {{RadioLinkReconfigurationRequestFDD-Extensions}}          OPTIONAL,
    ...
}

RadioLinkReconfigurationRequestFDD-IEs NBAP-PROTOCOL-IES ::= {
    { ID id-NodeB-CommunicationContextID          CRITICALITY reject TYPE NodeB-CommunicationContextID PRESENCE
    mandatory } |
    { ID id-UL-DPCH-Information-RL-ReconfRqstFDD   CRITICALITY reject TYPE UL-DPCH-Information-RL-ReconfRqstFDD PRESENCE
    optional } |
    { ID id-DL-DPCH-Information-RL-ReconfRqstFDD   CRITICALITY reject TYPE DL-DPCH-Information-RL-ReconfRqstFDD PRESENCE
    optional } |
    { ID id-FDD-DCHs-to-Modify                     CRITICALITY reject TYPE FDD-DCHs-to-Modify PRESENCE optional } |
    { ID id-DCHs-to-Add-FDD                         CRITICALITY reject TYPE DCH-FDD-Information PRESENCE optional } |
    { ID id-DCH-DeleteList-RL-ReconfRqstFDD         CRITICALITY reject TYPE DCH-DeleteList-RL-ReconfRqstFDD PRESENCE
    optional } |
    { ID id-RL-InformationList-RL-ReconfRqstFDD     CRITICALITY reject TYPE RL-InformationList-RL-ReconfRqstFDD PRESENCE
    optional } |
    { ID id-Transmission-Gap-Pattern-Sequence-Information CRITICALITY reject TYPE Transmission-Gap-Pattern-Sequence-Information
    PRESENCE optional },
    ...
}

RadioLinkReconfigurationRequestFDD-Extensions NBAP-PROTOCOL-EXTENSION ::= {
    { ID id-SignallingBearerRequestIndicator        CRITICALITY reject EXTENSION SignallingBearerRequestIndicator PRESENCE optional } |
    { ID id-UE-Support-Of-Dedicated-Pilots-For-Channel-Estimation CRITICALITY ignore EXTENSION UE-Support-Of-Dedicated-Pilots-For-Channel-Estimation PRESENCE optional } |
    { ID id-UE-Support-Of-Dedicated-Pilots-For-Channel-Estimation-Of-HS-DSCH CRITICALITY ignore EXTENSION UE-Support-Of-Dedicated-Pilots-For-Channel-Estimation-Of-HS-DSCH PRESENCE optional },
    ...
}

```

```

UL-DPCH-Information-RL-ReconfRqstFDD ::= SEQUENCE {
    ul-TFCS                TFCS                OPTIONAL,
    iE-Extensions          ProtocolExtensionContainer { { UL-DPCH-Information-RL-ReconfRqstFDD-ExtIEs } }    OPTIONAL,
    ...
}

UL-DPCH-Information-RL-ReconfRqstFDD-ExtIEs NBAP-PROTOCOL-EXTENSION ::= {
    ...
}

DL-DPCH-Information-RL-ReconfRqstFDD ::= SEQUENCE {
    dl-TFCS                TFCS                OPTIONAL,
    tFCI-SignallingMode    TFCS-SignallingMode    OPTIONAL,
    limitedPowerIncrease   LimitedPowerIncrease    OPTIONAL,
    iE-Extensions          ProtocolExtensionContainer { { DL-DPCH-Information-RL-ReconfRqstFDD-ExtIEs } }    OPTIONAL,
    ...
}

DL-DPCH-Information-RL-ReconfRqstFDD-ExtIEs NBAP-PROTOCOL-EXTENSION ::= {
    ...
}

DCH-DeleteList-RL-ReconfRqstFDD ::= SEQUENCE (SIZE (1..maxNrOfDCHs)) OF DCH-DeleteItem-RL-ReconfRqstFDD

DCH-DeleteItem-RL-ReconfRqstFDD ::= SEQUENCE {
    dCH-ID                DCH-ID,
    iE-Extensions          ProtocolExtensionContainer { { DCH-DeleteItem-RL-ReconfRqstFDD-ExtIEs } }    OPTIONAL,
    ...
}

DCH-DeleteItem-RL-ReconfRqstFDD-ExtIEs NBAP-PROTOCOL-EXTENSION ::= {
    ...
}

RL-InformationList-RL-ReconfRqstFDD ::= SEQUENCE (SIZE (1..maxNrOfRLs)) OF ProtocolIE-Single-Container {{ RL-InformationItemIE-RL-ReconfRqstFDD}}

RL-InformationItemIE-RL-ReconfRqstFDD NBAP-PROTOCOL-IES ::= {
    { ID    id-RL-InformationItem-RL-ReconfRqstFDD    CRITICALITY    reject    TYPE    RL-InformationItem-RL-
ReconfRqstFDD    PRESENCE    mandatory}
}

RL-InformationItem-RL-ReconfRqstFDD ::= SEQUENCE {
    rL-ID                RL-ID,
    maxDL-Power          DL-Power    OPTIONAL,
    minDL-Power          DL-Power    OPTIONAL,
    dl-CodeInformation   FDD-DL-CodeInformation    OPTIONAL,
    -- The IE shall be present if the Transmission Gap Pattern Sequence Information IE is included and the indicated Downlink Compressed Mode method for
at least one of the included Transmission Gap Pattern Sequence is set to "SF/2".
    iE-Extensions          ProtocolExtensionContainer { { RL-InformationItem-RL-ReconfRqstFDD-ExtIEs } }    OPTIONAL,
    ...
}

```

```

}

RL-InformationItem-RL-ReconfRqstFDD-ExtIEs NBAP-PROTOCOL-EXTENSION ::= {
  { ID id-DLReferencePower          CRITICALITY ignore EXTENSION DL-Power          PRESENCE optional } |
  { ID id-RL-Specific-DCH-Info      CRITICALITY ignore EXTENSION RL-Specific-DCH-Info PRESENCE optional },
  ...
}
/* partly omitted */

-- *****
--
-- DEDICATED MEASUREMENT INITIATION REQUEST
--
-- *****

DedicatedMeasurementInitiationRequest ::= SEQUENCE {
  protocolIEs          ProtocolIE-Container  {{DedicatedMeasurementInitiationRequest-IEs}},
  protocolExtensions   ProtocolExtensionContainer {{DedicatedMeasurementInitiationRequest-Extensions}} OPTIONAL,
  ...
}

DedicatedMeasurementInitiationRequest-IEs NBAP-PROTOCOL-IES ::= {
  { ID id-NodeB-CommunicationContextID CRITICALITY reject TYPE NodeB-CommunicationContextID PRESENCE
  mandatory } |
  { ID id-MeasurementID                 CRITICALITY reject TYPE MeasurementID PRESENCE
  mandatory } |
  { ID id-DedicatedMeasurementObjectType-DM-Rqst CRITICALITY reject TYPE DedicatedMeasurementObjectType-DM-Rqst PRESENCE
  mandatory } |
  { ID id-DedicatedMeasurementType       CRITICALITY reject TYPE DedicatedMeasurementType PRESENCE
  mandatory } |
  { ID id-MeasurementFilterCoefficient   CRITICALITY reject TYPE MeasurementFilterCoefficient PRESENCE
  optional } |
  { ID id-ReportCharacteristics          CRITICALITY reject TYPE ReportCharacteristics PRESENCE
  mandatory } |
  { ID id-CFNReportingIndicator          CRITICALITY reject TYPE FNReportingIndicator PRESENCE
  mandatory } |
  { ID id-CFN                            CRITICALITY reject TYPE CFN PRESENCE
  optional },
  ...
}

DedicatedMeasurementInitiationRequest-Extensions NBAP-PROTOCOL-EXTENSION ::= {
  { ID id-NumberOfReportedCellPortion CRITICALITY reject TYPE NumberOfReportedCellPortion PRESENCE optional
  },
  ...
}

DedicatedMeasurementObjectType-DM-Rqst ::= CHOICE {
  rL          RL-DM-Rqst,
  rLS         RL-Set-DM-Rqst, -- for FDD only
  all-RL     AllRL-DM-Rqst,
  all-RLS    AllRL-Set-DM-Rqst, -- for FDD only
  ...
}

```

```

}

RL-DM-Rqst ::= SEQUENCE {
    rL-InformationList          RL-InformationList-DM-Rqst,
    iE-Extensions              ProtocolExtensionContainer { { RLItem-DM-Rqst-ExtIEs } } OPTIONAL,
    ...
}

RLItem-DM-Rqst-ExtIEs NBAP-PROTOCOL-EXTENSION ::= {
    ...
}

RL-InformationList-DM-Rqst ::= SEQUENCE (SIZE (1..maxNrOfRLs)) OF ProtocolIE-Single-Container {{ RL-InformationItemIE-DM-Rqst }}

RL-InformationItemIE-DM-Rqst NBAP-PROTOCOL-IES ::= {
    { ID id-RL-InformationItem-DM-Rqst    CRITICALITY reject TYPE RL-InformationItem-DM-Rqst    PRESENCE mandatory }
}

RL-InformationItem-DM-Rqst ::= SEQUENCE {
    rL-ID                      RL-ID,
    dPCH-ID                    DPCH-ID OPTIONAL, -- for TDD only
    iE-Extensions              ProtocolExtensionContainer { { RL-InformationItem-DM-Rqst-ExtIEs } } OPTIONAL,
    ...
}

RL-InformationItem-DM-Rqst-ExtIEs NBAP-PROTOCOL-EXTENSION ::= {
    { ID id-PUSCH-Info-DM-Rqst    CRITICALITY reject          EXTENSION    PUSCH-Info-DM-Rqst    PRESENCE optional}|
    -- TDD only
    { ID id-HSSICH-Info-DM-Rqst   CRITICALITY reject          EXTENSION    HSSICH-Info-DM-Rqst   PRESENCE optional},
    -- TDD only
    ...
}

PUSCH-Info-DM-Rqst ::= SEQUENCE (SIZE (1..maxNrOfPUSCHs)) OF PUSCH-ID

HSSICH-Info-DM-Rqst ::= SEQUENCE (SIZE (1..maxNrOfHSSICHs)) OF HS-SICH-ID

RL-Set-DM-Rqst ::= SEQUENCE {
    rL-Set-InformationList-DM-Rqst    RL-Set-InformationList-DM-Rqst,
    iE-Extensions                    ProtocolExtensionContainer { { RL-SetItem-DM-Rqst-ExtIEs } } OPTIONAL,
    ...
}

RL-SetItem-DM-Rqst-ExtIEs NBAP-PROTOCOL-EXTENSION ::= {
    ...
}

RL-Set-InformationList-DM-Rqst ::= SEQUENCE (SIZE(1..maxNrOfRLSets)) OF RL-Set-InformationItem-DM-Rqst

RL-Set-InformationItem-DM-Rqst ::= SEQUENCE {
    rL-Set-ID                    RL-Set-ID,
    iE-Extensions                ProtocolExtensionContainer { { RL-Set-InformationItem-DM-Rqst-ExtIEs } } OPTIONAL,
    ...
}

```

```
}  
RL-Set-InformationItem-DM-Rqst-ExtIEs NBAP-PROTOCOL-EXTENSION ::= {  
    ...  
}  
AllRL-DM-Rqst ::= NULL  
  
AllRL-Set-DM-Rqst ::= NULL  
/* partly omitted */
```

9.3.4 Information Elements Definitions

```

--*****
--
-- Information Element Definitions
--
--*****

    NBAP-IEs {
itu-t (0) identified-organization (4) etsi (0) mobileDomain (0)
umts-Access (20) modules (3) nbap (2) version1 (1) nbap-IEs (2) }

DEFINITIONS AUTOMATIC TAGS ::=
BEGIN

IMPORTS
    maxNrOfRLs,
    maxNrOfTFCS,
    maxNrOfErrors,
    maxCTFC,
    maxNrOfTFs,
    maxTTL-count,
    maxRateMatching,
    maxCodeNrComp-1,
    maxNrOfCellSyncBursts,
    maxNrOfCodeGroups,
    maxNrOfMeasNCell,
    maxNrOfMeasNCell-1,
    maxNrOfReceptsPerSyncFrame,
    maxNrOfTFCIGroups,
    maxNrOfTFCI1Combs,
    maxNrOfTFCI2Combs,
    maxNrOfTFCI2Combs-1,
    maxNrOfSF,
    maxTGPS,
    maxNrOfUSCHs,
    maxNrOfULTSs,
    maxNrOfULTSLCRs,
    maxNrOfDPCHs,
    maxNrOfDPCHLCRs,
    maxNrOfCodes,
    maxNrOfDSCHs,
    maxNrOfDLTSs,
    maxNrOfDLTSLCRs,
    maxNrOfDCHs,
    maxNrOfLevels,
    maxNoGPSItems,
    maxNoSat,
    maxNrOfCellPortionsPerCell,
    maxNrOfCellPortionsPerCell-1,
    maxNrOfHSSCCHs,

```

```

maxNrOfHSSCCHCodes,
maxNrOfMACdFlows,
maxNrOfMACdFlows-1,
maxNrOfMACdPDUIndexes,
maxNrOfMACdPDUIndexes-1,
maxNrOfPriorityQueues,
maxNrOfPriorityQueues-1,
maxNrOfHARQProcesses,
maxNrOfSyncDLCodesLCR,
maxNrOfSyncFramesLCR,

id-MessageStructure,
id-ReportCharacteristicsType-OnModification,
id-Rx-Timing-Deviation-Value-LCR,
id-SFNsFNMeasurementValueInformation,
id-SFNsFNMeasurementThresholdInformation,
id-TUTRANGPSMeasurementValueInformation,
id-TUTRANGPSMeasurementThresholdInformation,
id-TypeOfError,
id-transportlayeraddress,
id-bindingID,
id-Angle-Of-Arrival-Value-LCR,
id-SyncDLCodeIdThreInfoLCR,
id-neighbouringTDDCellMeasurementInformationLCR,
id-HS-SICH-Reception-Quality,
id-HS-SICH-Reception-Quality-Measurement-Value,
id-Initial-DL-Power-TimeslotLCR-InformationItem,
id-Maximum-DL-Power-TimeslotLCR-InformationItem,
id-Minimum-DL-Power-TimeslotLCR-InformationItem,
id-TransmittedCarrierPowerOfAllCodesNotUsedForHS-PDSCHOrHS-SCCHTransmission,
id-Best-Cell-Portions-Value

```

```
FROM NBAP-Constants
```

```

Criticality,
ProcedureID,
ProtocolIE-ID,
TransactionID,
TriggeringMessage

```

```
FROM NBAP-CommonDataTypes
```

```

NBAP-PROTOCOL-IES,
ProtocolExtensionContainer{},
ProtocolIE-Single-Container{},
NBAP-PROTOCOL-EXTENSION

```

```
FROM NBAP-Containers;
```

```
/* partly omitted */
```

```

-- =====
-- B
-- =====

```



```

BCCH-ModificationTime ::= INTEGER (0..511)
-- Time = BCCH-ModificationTime * 8
-- Range 0 to 4088, step 8
-- All SFN values in which MIB may be mapped are allowed

```

```

Best-Cell-Portions-Value ::= SEQUENCE (SIZE (1..maxNrOfCellPortionsPerCell)) OF Best-Cell-Portions-Item

```

```

Best-Cell-Portions-Item ::= SEQUENCE {
    cellPortionID          CellPortionID,
    sIRValue               SIR-Value,
    iE-Extensions         ProtocolExtensionContainer { { Best-Cell-Portions-Item-ExtIEs } } OPTIONAL,
    ...
}

```

```

Best-Cell-Portions-Item-ExtIEs NBAP-PROTOCOL-EXTENSION ::= {
    ...
}

```

```

BindingID ::= OCTET STRING (SIZE (1..4, ...))
-- If the Binding ID includes a UDP port, the UDP port is included in octet 1 and 2. The first octet of
-- the UDP port field is included in the first octet of the Binding ID.

```

```

BetaCD ::= INTEGER (0..15)

```

```

BlockingPriorityIndicator ::= ENUMERATED {
    high,
    normal,
    low,
    ...
}
-- High priority: Block resource immediately.
-- Normal priority: Block resource when idle or upon timer expiry.
-- Low priority: Block resource when idle.

```

```

SCTD-Indicator ::= ENUMERATED {
    active,
    inactive
}

```

```

-- =====
-- C
-- =====

```

```

Cause ::= CHOICE {
    radioNetwork          CauseRadioNetwork,
    transport             CauseTransport,
    protocol              CauseProtocol,
    misc                  CauseMisc,
    ...
}

```

```

CauseMisc ::= ENUMERATED {
    control-processing-overload,

```

```
hardware-failure,  
oam-intervention,  
not-enough-user-plane-processing-resources,  
unspecified,  
...  
}  
  
CauseProtocol ::= ENUMERATED {  
transfer-syntax-error,  
abstract-syntax-error-reject,  
abstract-syntax-error-ignore-and-notify,  
message-not-compatible-with-receiver-state,  
semantic-error,  
unspecified,  
abstract-syntax-error-falsely-constructed-message,  
...  
}  
  
CauseRadioNetwork ::= ENUMERATED {  
unknown-C-ID,  
cell-not-available,  
power-level-not-supported,  
dl-radio-resources-not-available,  
ul-radio-resources-not-available,  
rl-already-ActivatedOrAllocated,  
nodeB-Resources-unavailable,  
measurement-not-supported-for-the-object,  
combining-resources-not-available,  
requested-configuration-not-supported,  
synchronisation-failure,  
priority-transport-channel-established,  
SIB-Origination-in-Node-B-not-Supported,  
requested-tx-diversity-mode-not-supported,  
unspecified,  
bCCH-scheduling-error,  
measurement-temporarily-not-available,  
invalid-CM-settings,  
reconfiguration-CFN-not-elapsed,  
number-of-DL-codes-not-supported,  
s-cipch-not-supported,  
combining-not-supported,  
ul-sf-not-supported,  
dl-SF-not-supported,  
common-transport-channel-type-not-supported,  
dedicated-transport-channel-type-not-supported,  
downlink-shared-channel-type-not-supported,  
uplink-shared-channel-type-not-supported,  
cm-not-supported,  
tx-diversity-no-longer-supported,  
unknown-Local-Cell-ID,  
...,  
number-of-UL-codes-not-supported,  
information-temporarily-not-available,
```

```
information-provision-not-supported-for-the-object,
cell-synchronisation-not-supported,
cell-synchronisation-adjustment-not-supported,
dpc-mode-change-not-supported,
iPDL-already-activated,
iPDL-not-supported,
iPDL-parameters-not-available,
frequency-acquisition-not-supported,
power-balancing-status-not-compatible,
requested-typeofbearer-re-arrangement-not-supported,
signalling-Bearer-Re-arrangement-not-supported,
bearer-Re-arrangement-needed,
delayed-activation-not-supported,
rl-timing-adjustment-not-supported
}

CauseTransport ::= ENUMERATED {
    transport-resource-unavailable,
    unspecified,
    ...
}

CCTrCH-ID ::= INTEGER (0..15)

CDSubChannelNumbers ::= BIT STRING {
    subCh11(0),
    subCh10(1),
    subCh9(2),
    subCh8(3),
    subCh7(4),
    subCh6(5),
    subCh5(6),
    subCh4(7),
    subCh3(8),
    subCh2(9),
    subCh1(10),
    subCh0(11)
} (SIZE (12))

CellParameterID ::= INTEGER (0..127,...)

CellPortionID ::= INTEGER (0..maxNrOfCellPortionsPerCell-1,...)

CellSyncBurstCode ::= INTEGER(0..7, ...)

CellSyncBurstCodeShift ::= INTEGER(0..7)

CellSyncBurstRepetitionPeriod ::= INTEGER (0..4095)

CellSyncBurstSIR ::= INTEGER (0..31)

CellSyncBurstTiming ::= CHOICE {
    initialPhase          INTEGER (0..1048575),
```

```

    steadyStatePhase      INTEGER (0..255)
  }

CellSyncBurstTimingThreshold ::= INTEGER(0..254)

CFN ::= INTEGER (0..255)

Channel-Assignment-Indication ::= ENUMERATED {
    cA-Active,
    cA-Inactive
}

ChipOffset ::= INTEGER (0..38399)
-- Unit Chip

C-ID ::= INTEGER (0..65535)

Closedlooptimingadjustmentmode ::= ENUMERATED {
    adj-1-slot,
    adj-2-slot,
    ...
}

CommonChannelsCapacityConsumptionLaw ::= SEQUENCE (SIZE(1..maxNrOfSF)) OF
    SEQUENCE {
        dl-Cost      INTEGER (0..65535),
        ul-Cost      INTEGER (0..65535),
        iE-Extensions ProtocolExtensionContainer { { CommonChannelsCapacityConsumptionLaw-ExtIEs } }
        ...
    }
}

CommonChannelsCapacityConsumptionLaw-ExtIEs NBAP-PROTOCOL-EXTENSION ::= {
    ...
}

CommonMeasurementAccuracy ::= CHOICE {
    tUTRANGPSMeasurementAccuracyClass    TUTRANGPSAccuracyClass,
    ...
}

CommonMeasurementType ::= ENUMERATED {
    received-total-wide-band-power,
    transmitted-carrier-power,
    acknowledged-prach-preambles,
    ul-timeslot-iscp,
    acknowledged-PCPCH-access-preambles,
    detected-PCPCH-access-preambles,
    ...,
    uTRAN-GPS-Timing-of-Cell-Frames-for-UE-Positioning,
    sFN-SFN-Observed-Time-Difference,
    transmittedCarrierPowerOfAllCodesNotUsedForHS-PDSCHOrHS-SCCHTransmission
}

```

```

CommonMeasurementValue ::= CHOICE {
    transmitted-carrier-power          Transmitted-Carrier-Power-Value,
    received-total-wide-band-power     Received-total-wide-band-power-Value,
    acknowledged-prach-preambles       Acknowledged-PRACH-preambles-Value,
    uL-TimeslotISCP                    UL-TimeslotISCP-Value,
    acknowledged-PCPCH-access-preambles Acknowledged-PCPCH-access-preambles,
    detected-PCPCH-access-preambles     Detected-PCPCH-access-preambles,
    ...,
    extension-CommonMeasurementValue    Extension-CommonMeasurementValue
}

Extension-CommonMeasurementValue ::= ProtocolIE-Single-Container {{ Extension-CommonMeasurementValueIE }}

Extension-CommonMeasurementValueIE NBAP-PROTOCOL-IES ::= {
    { ID id-TUTRANGPSMeasurementValueInformation CRITICALITY ignore TYPE TUTRANGPSMeasurementValueInformation PRESENCE mandatory }|
    { ID id-SFNFSNMeasurementValueInformation CRITICALITY ignore TYPE SFNFSNMeasurementValueInformation PRESENCE mandatory }|
    { ID id-TransmittedCarrierPowerOfAllCodesNotUsedForHS-PDSCHOrHS-SCCHTransmission CRITICALITY ignore TYPE
TransmittedCarrierPowerOfAllCodesNotUsedForHS-PDSCHOrHS-SCCHTransmissionValue PRESENCE mandatory }
}

CommonMeasurementValueInformation ::= CHOICE {
    measurementAvailable          CommonMeasurementAvailable,
    measurementnotAvailable       CommonMeasurementnotAvailable
}

CommonMeasurementAvailable ::= SEQUENCE {
    commonmeasurementValue        CommonMeasurementValue,
    ie-Extensions                  ProtocolExtensionContainer { { CommonMeasurementAvailableItem-ExtIEs} } OPTIONAL,
    ...
}

CommonMeasurementAvailableItem-ExtIEs NBAP-PROTOCOL-EXTENSION ::= {
    ...
}

CommonMeasurementnotAvailable ::= NULL

CommonPhysicalChannelID ::= INTEGER (0..255)

Common-PhysicalChannel-Status-Information ::= SEQUENCE {
    commonPhysicalChannelID        CommonPhysicalChannelID,
    resourceOperationalState       ResourceOperationalState,
    availabilityStatus              AvailabilityStatus,
    iE-Extensions                  ProtocolExtensionContainer { { Common-PhysicalChannel-Status-Information-ExtIEs} } OPTIONAL,
    ...
}

Common-PhysicalChannel-Status-Information-ExtIEs NBAP-PROTOCOL-EXTENSION ::= {
    ...
}

```

```
}

CommonTransportChannelID ::= INTEGER (0..255)

CommonTransportChannel-InformationResponse ::= SEQUENCE {
    commonTransportChannelID      CommonTransportChannelID,
    bindingID                     BindingID OPTIONAL,
    transportLayerAddress         TransportLayerAddress OPTIONAL,
    iE-Extensions                 ProtocolExtensionContainer { { CommonTransportChannel-InformationResponse-ExtIEs} } OPTIONAL,
    ...
}

CommonTransportChannel-InformationResponse-ExtIEs NBAP-PROTOCOL-EXTENSION ::= {
    ...
}

Common-TransportChannel-Status-Information ::= SEQUENCE {
    commonTransportChannelID      CommonTransportChannelID,
    resourceOperationalState      ResourceOperationalState,
    availabilityStatus            AvailabilityStatus,
    iE-Extensions                 ProtocolExtensionContainer { { Common-TransportChannel-Status-Information-ExtIEs} } OPTIONAL,
    ...
}

Common-TransportChannel-Status-Information-ExtIEs NBAP-PROTOCOL-EXTENSION ::= {
    ...
}

CommunicationControlPortID ::= INTEGER (0..65535)

Compressed-Mode-Deactivation-Flag ::= ENUMERATED {
    deactivate,
    maintain-Active
}

ConfigurationGenerationID ::= INTEGER (0..255)
-- Value '0' means "No configuration"

ConstantValue ::= INTEGER (-10..10,...)
-- -10 dB - +10 dB
-- unit dB
-- step 1 dB

CPCH-Allowed-Total-Rate ::= ENUMERATED {
    v15,
    v30,
    v60,
    v120,
    v240,
    v480,
    v960,
}
```

```

v1920,
v2880,
v3840,
v4800,
v5760,
...
}

CPCHScramblingCodeNumber ::= INTEGER (0..79)

CPCH-UL-DPCCH-SlotFormat ::= INTEGER (0..2,...)

CQI-Feedback-Cycle ::= ENUMERATED {v0, v1, v5, v10, v20, v40, v80,...}

CQI-Power-Offset ::= INTEGER (0..8,...)
-- According to mapping in ref. [9] subclause 4.2.1

CQI-RepetitionFactor ::= INTEGER (1..4,...)
-- Step: 1

CriticalityDiagnostics ::= SEQUENCE {
  procedureID          ProcedureID          OPTIONAL,
  triggeringMessage    TriggeringMessage    OPTIONAL,
  procedureCriticality Criticality          OPTIONAL,
  transactionID        TransactionID        OPTIONAL,
  iEsCriticalityDiagnostics CriticalityDiagnostics-IE-List OPTIONAL,
  iE-Extensions        ProtocolExtensionContainer { {CriticalityDiagnostics-ExtIEs} } OPTIONAL,
  ...
}

CriticalityDiagnostics-ExtIEs NBAP-PROTOCOL-EXTENSION ::= {
  ...
}

CriticalityDiagnostics-IE-List ::= SEQUENCE (SIZE (1..maxNrOfErrors)) OF
  SEQUENCE {
    iECriticality      Criticality,
    iE-ID              ProtocolIE-ID,
    repetitionNumber   RepetitionNumber0    OPTIONAL,
    iE-Extensions      ProtocolExtensionContainer { {CriticalityDiagnostics-IE-List-ExtIEs} } OPTIONAL,
    ...
  }

CriticalityDiagnostics-IE-List-ExtIEs NBAP-PROTOCOL-EXTENSION ::= {
  { ID id-MessageStructure      CRITICALITY ignore      EXTENSION MessageStructure      PRESENCE optional    }|
  { ID id-TypeOfError           CRITICALITY ignore      EXTENSION TypeOfError           PRESENCE mandatory   }|
  ...
}

CRNC-CommunicationContextID ::= INTEGER (0..1048575)

CSBMeasurementID ::= INTEGER (0..65535)

```

CSBTransmissionID ::= INTEGER (0..65535)

```
-- =====
-- D
-- =====
```

DATA-ID ::= INTEGER (0..3)

DCH-ID ::= INTEGER (0..255)

DCH-FDD-Information ::= SEQUENCE (SIZE (1..maxNrOfDCHs)) OF DCH-FDD-InformationItem

```
DCH-FDD-InformationItem ::= SEQUENCE {
    payloadCRC-PresenceIndicator    PayloadCRC-PresenceIndicator,
    ul-FP-Mode                      UL-FP-Mode,
    toAWS                           ToAWS,
    toAWE                           ToAWE,
    dCH-SpecificInformationList     DCH-Specific-FDD-InformationList,
    iE-Extensions                   ProtocolExtensionContainer { { DCH-FDD-InformationItem-ExtIEs} } OPTIONAL,
    ...
}
```

```
DCH-FDD-InformationItem-ExtIEs NBAP-PROTOCOL-EXTENSION ::= {
    ...
}
```

DCH-Specific-FDD-InformationList ::= SEQUENCE (SIZE (1..maxNrOfDCHs)) OF DCH-Specific-FDD-Item

```
DCH-Specific-FDD-Item ::= SEQUENCE {
    dCH-ID                          DCH-ID,
    ul-TransportFormatSet           TransportFormatSet,
    dl-TransportFormatSet           TransportFormatSet,
    allocationRetentionPriority     AllocationRetentionPriority,
    frameHandlingPriority           FrameHandlingPriority,
    qE-Selector                     QE-Selector,
    iE-Extensions                   ProtocolExtensionContainer { { DCH-Specific-FDD-Item-ExtIEs} } OPTIONAL,
    ...
}
```

```
DCH-Specific-FDD-Item-ExtIEs NBAP-PROTOCOL-EXTENSION ::= {
    ...
}
```

DCH-InformationResponse ::= SEQUENCE (SIZE (1..maxNrOfDCHs)) OF DCH-InformationResponseItem

```
DCH-InformationResponseItem ::= SEQUENCE {
    dCH-ID                          DCH-ID,
    bindingID                       BindingID OPTIONAL,
    transportLayerAddress            TransportLayerAddress OPTIONAL,
    iE-Extensions                   ProtocolExtensionContainer { { DCH-InformationResponseItem-ExtIEs} } OPTIONAL,
    ...
}
```



```

DCH-InformationResponseItem-ExtIEs NBAP-PROTOCOL-EXTENSION ::= {
    ...
}

DCH-TDD-Information ::= SEQUENCE (SIZE (1..maxNrOfDCHs)) OF DCH-TDD-InformationItem

DCH-TDD-InformationItem ::= SEQUENCE {
    payloadCRC-PresenceIndicator      PayloadCRC-PresenceIndicator,
    ul-FP-Mode                        UL-FP-Mode,
    toAWS                             ToAWS,
    toAWE                             ToAWE,
    dCH-SpecificInformationList       DCH-Specific-TDD-InformationList,
    iE-Extensions                     ProtocolExtensionContainer { { DCH-TDD-InformationItem-ExtIEs} } OPTIONAL,
    ...
}

DCH-TDD-InformationItem-ExtIEs NBAP-PROTOCOL-EXTENSION ::= {
    ...
}

DCH-Specific-TDD-InformationList ::= SEQUENCE (SIZE (1..maxNrOfDCHs)) OF DCH-Specific-TDD-Item

DCH-Specific-TDD-Item ::= SEQUENCE {
    dCH-ID                            DCH-ID,
    ul-CCTrCH-ID                      CCTrCH-ID,
    dl-CCTrCH-ID                      CCTrCH-ID,
    ul-TransportFormatSet             TransportFormatSet,
    dl-TransportFormatSet             TransportFormatSet,
    allocationRetentionPriority        AllocationRetentionPriority,
    frameHandlingPriority              FrameHandlingPriority,
    qE-Selector                        QE-Selector OPTIONAL,
    -- This IE shall be present if DCH is part of set of Coordinated DCHs
    iE-Extensions                     ProtocolExtensionContainer { { DCH-Specific-TDD-Item-ExtIEs} } OPTIONAL,
    ...
}

DCH-Specific-TDD-Item-ExtIEs NBAP-PROTOCOL-EXTENSION ::= {
    ...
}

FDD-DCHs-to-Modify ::= SEQUENCE (SIZE (1..maxNrOfDCHs)) OF FDD-DCHs-to-ModifyItem

FDD-DCHs-to-ModifyItem ::= SEQUENCE {
    ul-FP-Mode                        UL-FP-Mode OPTIONAL,
    toAWS                             ToAWS OPTIONAL,
    toAWE                             ToAWE OPTIONAL,
    transportBearerRequestIndicator    TransportBearerRequestIndicator,
    dCH-SpecificInformationList        DCH-ModifySpecificInformation-FDD,
    iE-Extensions                     ProtocolExtensionContainer { { FDD-DCHs-to-ModifyItem-ExtIEs} } OPTIONAL,
    ...
}

FDD-DCHs-to-ModifyItem-ExtIEs NBAP-PROTOCOL-EXTENSION ::= {

```

```

}
...
}

DCH-ModifySpecificInformation-FDD ::= SEQUENCE (SIZE (1..maxNrOfDCHs)) OF DCH-ModifySpecificItem-FDD

DCH-ModifySpecificItem-FDD ::= SEQUENCE {
    dCH-ID                DCH-ID,
    ul-TransportFormatSet TransportFormatSet OPTIONAL,
    dl-TransportFormatSet TransportFormatSet OPTIONAL,
    allocationRetentionPriority AllocationRetentionPriority OPTIONAL,
    frameHandlingPriority  FrameHandlingPriority OPTIONAL,
    iE-Extensions         ProtocolExtensionContainer { { DCH-ModifySpecificItem-FDD-ExtIEs} } OPTIONAL,
    ...
}

DCH-ModifySpecificItem-FDD-ExtIEs NBAP-PROTOCOL-EXTENSION ::= {
    ...
}

TDD-DCHs-to-Modify ::= SEQUENCE (SIZE (1..maxNrOfDCHs)) OF DCH-ModifyItem-TDD

DCH-ModifyItem-TDD ::= SEQUENCE {
    ul-FP-Mode            UL-FP-Mode OPTIONAL,
    toAWS                 ToAWS OPTIONAL,
    toAWE                 ToAWE OPTIONAL,
    transportBearerRequestIndicator TransportBearerRequestIndicator,
    dCH-SpecificInformationList DCH-ModifySpecificInformation-TDD,
    iE-Extensions         ProtocolExtensionContainer { { TDD-DCHs-to-ModifyItem-ExtIEs} } OPTIONAL,
    ...
}

TDD-DCHs-to-ModifyItem-ExtIEs NBAP-PROTOCOL-EXTENSION ::= {
    ...
}

DCH-ModifySpecificInformation-TDD ::= SEQUENCE (SIZE (1..maxNrOfDCHs)) OF DCH-ModifySpecificItem-TDD

DCH-ModifySpecificItem-TDD ::= SEQUENCE {
    dCH-ID                DCH-ID,
    ul-CCTrCH-ID          CCTrCH-ID OPTIONAL,
    dl-CCTrCH-ID          CCTrCH-ID OPTIONAL,
    ul-TransportFormatSet TransportFormatSet OPTIONAL,
    dl-TransportFormatSet TransportFormatSet OPTIONAL,
    allocationRetentionPriority AllocationRetentionPriority OPTIONAL,
    frameHandlingPriority  FrameHandlingPriority OPTIONAL,
    iE-Extensions         ProtocolExtensionContainer { { DCH-ModifySpecificItem-TDD-ExtIEs} } OPTIONAL,
    ...
}

DCH-ModifySpecificItem-TDD-ExtIEs NBAP-PROTOCOL-EXTENSION ::= {
    ...
}

```

```

DedicatedChannelsCapacityConsumptionLaw ::= SEQUENCE ( SIZE(1..maxNrOfSF) ) OF
SEQUENCE {
    dl-Cost-1      INTEGER (0..65535),
    dl-Cost-2      INTEGER (0..65535),
    ul-Cost-1      INTEGER (0..65535),
    ul-Cost-2      INTEGER (0..65535),
    iE-Extensions  ProtocolExtensionContainer { { DedicatedChannelsCapacityConsumptionLaw-ExtIEs } } OPTIONAL,
    ...
}

DedicatedChannelsCapacityConsumptionLaw-ExtIEs NBAP-PROTOCOL-EXTENSION ::= {
    ...
}

DedicatedMeasurementType ::= ENUMERATED {
    sir,
    sir-error,
    transmitted-code-power,
    rscp,
    rx-timing-deviation,
    round-trip-time,
    ...,
    rx-timing-deviation-LCR,
    angle-Of-Arrival-LCR,
    hs-sich-quality,
    best-Cell-Portions
}

DedicatedMeasurementValue ::= CHOICE {
    sIR-Value          SIR-Value,
    sIR-ErrorValue     SIR-Error-Value,
    transmittedCodePowerValue  Transmitted-Code-Power-Value,
    rSCP               RSCP-Value,
    rxTimingDeviationValue  Rx-Timing-Deviation-Value,
    roundTripTime      Round-Trip-Time-Value,
    ...,
    extension-DedicatedMeasurementValue  Extension-DedicatedMeasurementValue
}

Extension-DedicatedMeasurementValue ::= ProtocolIE-Single-Container {{ Extension-DedicatedMeasurementValueIE }}

Extension-DedicatedMeasurementValueIE NBAP-PROTOCOL-IES ::= {
    { ID id-Rx-Timing-Deviation-Value-LCR  CRITICALITY reject  TYPE Rx-Timing-Deviation-Value-LCR  PRESENCE mandatory }|
    { ID id-Angle-Of-Arrival-Value-LCR  CRITICALITY reject  TYPE Angle-Of-Arrival-Value-LCR  PRESENCE mandatory }|
    { ID id-HS-SICH-Reception-Quality  CRITICALITY reject  TYPE HS-SICH-Reception-Quality-Value  PRESENCE mandatory }|
    { ID id-Best-Cell-Portions-Value  CRITICALITY reject  TYPE Best-Cell-Portions-Value  PRESENCE mandatory },
    ...
}

```

```

DedicatedMeasurementValueInformation ::= CHOICE {
    measurementAvailable      DedicatedMeasurementAvailable,
    measurementnotAvailable   DedicatedMeasurementnotAvailable
}

DedicatedMeasurementAvailable ::= SEQUENCE {
    dedicatedmeasurementValue  DedicatedMeasurementValue,
    cFN                        CFN                      OPTIONAL,
    ie-Extensions              ProtocolExtensionContainer { { DedicatedMeasurementAvailableItem-ExtIEs} } OPTIONAL,
    ...
}

DedicatedMeasurementAvailableItem-ExtIEs NBAP-PROTOCOL-EXTENSION ::= {
    ...
}

DedicatedMeasurementnotAvailable ::= NULL

DelayedActivation ::= CHOICE {
    cfn                        CFN,
    separate-indication        NULL
}

DelayedActivationUpdate ::= CHOICE {
    activate      Activate-Info,
    deactivate    Deactivate-Info
}

Activate-Info ::= SEQUENCE {
    activation-type      Execution-Type,
    initial-dl-tx-power  DL-Power,
    firstRLS-Indicator   FirstRLS-Indicator           OPTIONAL, --FDD Only
    propagation-delay    PropagationDelay             OPTIONAL, --FDD Only
    iE-Extensions        ProtocolExtensionContainer { { Activate-Info-ExtIEs} } OPTIONAL,
    ...
}

Activate-Info-ExtIEs NBAP-PROTOCOL-EXTENSION ::= {
    ...
}

Deactivate-Info ::= SEQUENCE {
    deactivation-type      Execution-Type,
    iE-Extensions         ProtocolExtensionContainer { { Deactivate-Info-ExtIEs} } OPTIONAL,
    ...
}

```

```
Deactivate-Info-ExtIEs NBAP-PROTOCOL-EXTENSION ::= {
    ...
}

Execution-Type ::= CHOICE {
    synchronised    CFN,
    unsynchronised  NULL
}

Detected-PCPCH-access-preambles ::= INTEGER (0..240,...)
-- According to mapping in [22].

DeltaSIR          ::= INTEGER (0..30)
-- Unit dB, Step 0.1 dB, Range 0..3 dB.

DGPSCorrections ::= SEQUENCE {
    gpstow          GPSTOW,
    status-health   GPS-Status-Health,
    satelliteinfo   SAT-Info-DGPSCorrections,
    ie-Extensions   ProtocolExtensionContainer { { DGPSCorrections-ExtIEs } }    OPTIONAL,
    ...
}

DGPSCorrections-ExtIEs NBAP-PROTOCOL-EXTENSION ::= {
    ...
}

DGPSThresholds ::= SEQUENCE {
    prcdeviation    PRCDeviation,
    ie-Extensions   ProtocolExtensionContainer { { DGPSThresholds-ExtIEs } }    OPTIONAL,
    ...
}

DGPSThresholds-ExtIEs NBAP-PROTOCOL-EXTENSION ::= {
    ...
}

DiversityControlField ::= ENUMERATED {
    may,
    must,
    must-not,
    ...
}

DiversityMode ::= ENUMERATED {
    none,
    sTTD,
    closed-loop-model,
}
```

```

    closed-loop-mode2,
    ...
}

DL-DPCH-SlotFormat ::= INTEGER (0..16,...)

DL-DPCH-TimingAdjustment ::= ENUMERATED {
    timing-advance,
    timing-delay
}

DL-Timeslot-Information ::= SEQUENCE (SIZE (1.. maxNrOfDLTSs)) OF DL-Timeslot-InformationItem

DL-Timeslot-InformationItem ::= SEQUENCE {
    timeSlot                TimeSlot,
    midambleShiftAndBurstType MidambleShiftAndBurstType,
    tFCI-Presence           TFCI-Presence,
    dL-Code-Information     TDD-DL-Code-Information,
    iE-Extensions           ProtocolExtensionContainer { { DL-Timeslot-InformationItem-ExtIEs } } OPTIONAL,
    ...
}

DL-Timeslot-InformationItem-ExtIEs NBAP-PROTOCOL-EXTENSION ::= {
    ...
}

DL-TimeslotLCR-Information ::= SEQUENCE (SIZE (1.. maxNrOfDLTSLCRs)) OF DL-TimeslotLCR-InformationItem

DL-TimeslotLCR-InformationItem ::= SEQUENCE {
    timeSlotLCR                TimeSlotLCR,
    midambleShiftLCR           MidambleShiftLCR,
    tFCI-Presence              TFCI-Presence,
    dL-Code-LCR-Information     TDD-DL-Code-LCR-Information,
    iE-Extensions              ProtocolExtensionContainer { { DL-TimeslotLCR-InformationItem-ExtIEs } } OPTIONAL,
    ...
}

DL-TimeslotLCR-InformationItem-ExtIEs NBAP-PROTOCOL-EXTENSION ::= {
    { ID id-Initial-DL-Power-TimeslotLCR-InformationItem CRITICALITY ignore EXTENSION DL-Power PRESENCE optional } |
    -- Applicable to 1.28Mcps TDD only
    { ID id-Maximum-DL-Power-TimeslotLCR-InformationItem CRITICALITY ignore EXTENSION DL-Power PRESENCE optional } |
    -- Applicable to 1.28Mcps TDD only
    { ID id-Minimum-DL-Power-TimeslotLCR-InformationItem CRITICALITY ignore EXTENSION DL-Power PRESENCE optional },
    ...
}

DL-FrameType ::= ENUMERATED {
    typeA,
    typeB,
    ...
}

```

```

DL-or-Global-CapacityCredit ::= INTEGER (0..65535)

DL-Power ::= INTEGER (-350..150)
-- Value = DL-Power/10
-- Unit dB, Range -35dB .. +15dB, Step +0.1dB

DLPowerAveragingWindowSize ::= INTEGER (1..60)

DL-PowerBalancing-Information ::= SEQUENCE {
    powerAdjustmentType          PowerAdjustmentType,
    dlReferencePower              DL-Power          OPTIONAL,
    -- This IE shall be present if Power Adjustment Type IE equals to 'Common'
    dlReferencePowerList-DL-PC-Rqst DL-ReferencePowerInformationList OPTIONAL,
    -- This IE shall be present if Power Adjustment Type IE equals to 'Individual'
    maxAdjustmentStep            MaxAdjustmentStep OPTIONAL,
    -- This IE shall be present if Power Adjustment Type IE equals to 'Common' or 'Individual'
    adjustmentPeriod             AdjustmentPeriod  OPTIONAL,
    -- This IE shall be present if Power Adjustment Type IE equals to 'Common' or 'Individual'
    adjustmentRatio              ScaledAdjustmentRatio OPTIONAL,
    -- This IE shall be present if Power Adjustment Type IE equals to 'Common' or 'Individual'
    iE-Extensions                ProtocolExtensionContainer { { DL-PowerBalancing-Information-ExtIEs } } OPTIONAL,
    ...
}

DL-PowerBalancing-Information-ExtIEs NBAP-PROTOCOL-EXTENSION ::= {
    ...
}

DL-ReferencePowerInformationList ::= SEQUENCE (SIZE (1..maxNrOfRLs)) OF DL-ReferencePowerInformationItem

DL-ReferencePowerInformationItem ::= SEQUENCE {
    rL-ID                        RL-ID,
    dl-Reference-Power           DL-Power,
    iE-Extensions                ProtocolExtensionContainer { {DL-ReferencePowerInformationItem-ExtIEs} } OPTIONAL,
    ...
}

DL-ReferencePowerInformationItem-ExtIEs NBAP-PROTOCOL-EXTENSION ::= {
    ...
}

DL-PowerBalancing-ActivationIndicator ::= ENUMERATED {
    dl-PowerBalancing-Activated
}

DL-PowerBalancing-UpdatedIndicator ::= ENUMERATED {
    dl-PowerBalancing-Updated
}

DL-ScramblingCode ::= INTEGER (0..15)
-- 0= Primary scrambling code of the cell, 1..15= Secondary scrambling code --

DL-TimeslotISCP ::= INTEGER (0..91)

```

DL-TimeslotISCPInfo ::= SEQUENCE (SIZE (1..maxNrOfDLTSs)) OF DL-TimeslotISCPInfoItem

```
DL-TimeslotISCPInfoItem ::= SEQUENCE {
    timeSlot          TimeSlot,
    dL-TimeslotISCP   DL-TimeslotISCP,
    iE-Extensions     ProtocolExtensionContainer { {DL-TimeslotISCPInfoItem-ExtIEs} }
    ...
}
```

OPTIONAL,

```
DL-TimeslotISCPInfoItem-ExtIEs  NBAP-PROTOCOL-EXTENSION ::= {
    ...
}
```

DL-TimeslotISCPInfoLCR ::= SEQUENCE (SIZE (1..maxNrOfDLTSLCRs)) OF DL-TimeslotISCPInfoItemLCR

```
DL-TimeslotISCPInfoItemLCR ::= SEQUENCE {
    timeSlotLCR      TimeSlotLCR,
    dL-TimeslotISCP  DL-TimeslotISCP,
    iE-Extensions    ProtocolExtensionContainer { {DL-TimeslotISCPInfoItemLCR-ExtIEs} }
    ...
}
```

OPTIONAL,

```
DL-TimeslotISCPInfoItemLCR-ExtIEs  NBAP-PROTOCOL-EXTENSION ::= {
    ...
}
```

DL-TPC-Pattern01Count ::= INTEGER (0..30,...)

```
Downlink-Compressed-Mode-Method ::= ENUMERATED {
    puncturing,
    sFdiv2,
    higher-layer-scheduling,
    ...
}
```

```
DPC-Mode ::= ENUMERATED {
    mode0,
    mode1,
    ...
}
```

DPCH-ID ::= INTEGER (0..239)

DSCH-ID ::= INTEGER (0..255)

DSCH-InformationResponse ::= SEQUENCE (SIZE (1..maxNrOfDSCHs)) OF DSCH-InformationResponseItem

```
DSCH-InformationResponseItem ::= SEQUENCE {
    dSCH-ID          DSCH-ID,
    bindingID        BindingID
}
```

OPTIONAL,


```

transportLayerAddress      TransportLayerAddress      OPTIONAL,
iE-Extensions              ProtocolExtensionContainer { { DSCH-InformationResponseItem-ExtIEs } }    OPTIONAL,
...
}

DSCH-InformationResponseItem-ExtIEs NBAP-PROTOCOL-EXTENSION ::= {
...
}

DSCH-FDD-Common-Information ::= SEQUENCE {
enhancedDSCHPCIndicator    EnhancedDSCHPCIndicator    OPTIONAL,
enhancedDSCHPC             EnhancedDSCHPC             OPTIONAL,
-- The IE shall be present if the Enhanced DSCH PC Indicator IE is set to "Enhanced DSCH PC Active in the UE".
iE-Extensions              ProtocolExtensionContainer { { DSCH-FDD-Common-Information-ExtIEs} }    OPTIONAL,
...
}

DSCH-FDD-Common-Information-ExtIEs NBAP-PROTOCOL-EXTENSION ::= {
...
}

DSCH-FDD-Information ::= SEQUENCE (SIZE (1..maxNrOfDSCHs)) OF DSCH-FDD-InformationItem

DSCH-FDD-InformationItem ::= SEQUENCE {
dSCH-ID                    DSCH-ID,
transportFormatSet         TransportFormatSet,
allocationRetentionPriority AllocationRetentionPriority,
frameHandlingPriority       FrameHandlingPriority,
toAWS                      ToAWS,
toAWE                      ToAWE,
iE-Extensions              ProtocolExtensionContainer { { DSCH-FDD-InformationItem-ExtIEs} }    OPTIONAL,
...
}

DSCH-FDD-InformationItem-ExtIEs NBAP-PROTOCOL-EXTENSION ::= {
{ ID id-bindingID          CRITICALITY ignore      EXTENSION BindingID      PRESENCE optional }|
{ ID id-transportlayeraddress CRITICALITY ignore      EXTENSION TransportLayerAddress PRESENCE optional },
...
}

DSCH-TDD-Information ::= SEQUENCE (SIZE (1..maxNrOfDSCHs)) OF DSCH-TDD-InformationItem

DSCH-TDD-InformationItem ::= SEQUENCE {
dSCH-ID                    DSCH-ID,
cCTrCH-ID                  CCTrCH-ID,
transportFormatSet         TransportFormatSet,
allocationRetentionPriority AllocationRetentionPriority,
frameHandlingPriority       FrameHandlingPriority,
toAWS                      ToAWS,
toAWE                      ToAWE,
iE-Extensions              ProtocolExtensionContainer { { DSCH-TDD-InformationItem-ExtIEs} }    OPTIONAL,
...
}

```

```

DSCH-TDD-InformationItem-ExtIEs NBAP-PROTOCOL-EXTENSION ::= {
  { ID id-bindingID          CRITICALITY ignore  EXTENSION  BindingID          PRESENCE      optional }|
  { ID id-transportlayeraddress  CRITICALITY ignore  EXTENSION  TransportLayerAddress  PRESENCE      optional },
  ...
}

```

```

DwPCH-Power ::= ENUMERATED {minus10, minus9, minus8, minus7, minus6, minus5, minus4, minus3, minus2, minus1, zero, plus1, plus2, plus3, plus4, plus5, ...}

```

```

/* partly omitted */

```

```

-- =====
-- N
-- =====

```

```

Nack-Power-Offset ::= INTEGER (0..8,...)
-- According to mapping in ref. [9] subclause 4.2.1

```

```

NCyclesPerSFNperiod ::= ENUMERATED {
  v1,
  v2,
  v4,
  v8,
  ...,
  v16,
  v32,
  v64
}

```

```

NEOT ::= INTEGER (0..8)

```

```

NFmax ::= INTEGER (1..64,...)

```

```

NRepetitionsPerCyclePeriod ::= INTEGER (2..10)

```

```

N-INSYNC-IND ::= INTEGER (1..256)

```

```

N-OUTSYNC-IND ::= INTEGER (1..256)

```

```

NeighbouringCellMeasurementInformation ::= SEQUENCE (SIZE (1..maxNrOfMeasNCell)) OF
  CHOICE {
    neighbouringFDDCellMeasurementInformation  NeighbouringFDDCellMeasurementInformation, -- FDD only
    neighbouringTDDCellMeasurementInformation  NeighbouringTDDCellMeasurementInformation,
    -- Applicable to 3.84Mcps TDD only
    ...,
    extension-neighbouringCellMeasurementInformation  Extension-neighbouringCellMeasurementInformation
  }

```

```

Extension-neighbouringCellMeasurementInformation ::= ProtocolIE-Single-Container {{ Extension-neighbouringCellMeasurementInformationIE }}

```

```

Extension-neighbouringCellMeasurementInformationIE NBAP-PROTOCOL-IES ::= {

```

```

    { ID id-neighbouringTDDCellMeasurementInformationLCR CRITICALITY reject TYPE NeighbouringTDDCellMeasurementInformationLCR PRESENCE
      mandatory }, -- Applicable to 1.28Mcps TDD only
    ...
  }

```

```

NeighbouringFDDCellMeasurementInformation ::= SEQUENCE {
  uC-Id UC-Id,
  uARFCN UARFCN,
  primaryScramblingCode PrimaryScramblingCode,
  iE-Extensions ProtocolExtensionContainer { { NeighbouringFDDCellMeasurementInformationItem-ExtIEs } } OPTIONAL,
  ...
}

```

```

NeighbouringFDDCellMeasurementInformationItem-ExtIEs NBAP-PROTOCOL-EXTENSION ::= {
  ...
}

```

```

NeighbouringTDDCellMeasurementInformation ::= SEQUENCE {
  uC-Id UC-Id,
  uARFCN UARFCN,
  cellParameterID CellParameterID,
  timeSlot TimeSlot OPTIONAL,
  midambleShiftAndBurstType MidambleShiftAndBurstType OPTIONAL,
  iE-Extensions ProtocolExtensionContainer { { NeighbouringTDDCellMeasurementInformationItem-ExtIEs } } OPTIONAL,
  ...
}

```

```

NeighbouringTDDCellMeasurementInformationItem-ExtIEs NBAP-PROTOCOL-EXTENSION ::= {
  ...
}

```

```

NeighbouringTDDCellMeasurementInformationLCR ::= SEQUENCE {
  uC-Id UC-Id,
  uARFCN UARFCN,
  cellParameterID CellParameterID,
  timeSlotLCR TimeSlotLCR OPTIONAL,
  midambleShiftLCR MidambleShiftLCR OPTIONAL,
  iE-Extensions ProtocolExtensionContainer { { NeighbouringTDDCellMeasurementInformationLCRItem-ExtIEs } } OPTIONAL,
  ...
}

```

```

NeighbouringTDDCellMeasurementInformationLCRItem-ExtIEs NBAP-PROTOCOL-EXTENSION ::= {
  ...
}

```

```

NodeB-CommunicationContextID ::= INTEGER (0..1048575)

```

```

NumberOfReportedCellPortion ::= INTEGER (1..maxNrOfCellPortionsPerCell)

```

```

NStartMessage ::= INTEGER (1..8)

```

```
NSubCyclesPerCyclePeriod ::= INTEGER (1..16,...)
```

```
/* partly omitted */
```

```
-- =====
-- P
-- =====
```

```
PagingIndicatorLength ::= ENUMERATED {
    v2,
    v4,
    v8,
    ...
}
```

```
PayloadCRC-PresenceIndicator ::= ENUMERATED {
    cRC-Included,
    cRC-NotIncluded,
    ...
}
```

```
PCCPCH-Power ::= INTEGER (-150..400,...)
-- PCCPCH-power = power * 10
-- If power <= -15 PCCPCH shall be set to -150
-- If power >= 40 PCCPCH shall be set to 400
-- Unit dBm, Range -15dBm .. +40 dBm, Step +0.1dB
```

```
PCP-Length ::= ENUMERATED{
    v0,
    v8
}
```

```
PDSCH-CodeMapping ::= SEQUENCE {
    dl-ScramblingCode          DL-ScramblingCode,
    signallingMethod          CHOICE {
        code-Range            PDSCH-CodeMapping-PDSCH-CodeMappingInformationList,
        tFCI-Range            PDSCH-CodeMapping-DSCH-MappingInformationList,
        explicit                PDSCH-CodeMapping-PDSCH-CodeInformationList,
        ...,
        replace                PDSCH-CodeMapping-ReplacedPDSCH-CodeInformationList
    },
    iE-Extensions              ProtocolExtensionContainer { { PDSCH-CodeMapping-ExtIEs } } OPTIONAL,
    ...
}
```

```
PDSCH-CodeMapping-ExtIEs NBAP-PROTOCOL-EXTENSION ::= {
    ...
}
```

```
PDSCH-CodeMapping-CodeNumberComp ::= INTEGER (0..maxCodeNrComp-1)
```

```
PDSCH-CodeMapping-SpreadingFactor ::= ENUMERATED {
```

```

    v4,
    v8,
    v16,
    v32,
    v64,
    v128,
    v256,
    ...
}

PDSCH-CodeMapping-PDSCH-CodeMappingInformationList ::= SEQUENCE (SIZE (1..maxNrOfCodeGroups)) OF
    SEQUENCE {
        spreadingFactor          PDSCH-CodeMapping-SpreadingFactor,
        multi-CodeInfo           PDSCH-Multi-CodeInfo,
        start-CodeNumber         PDSCH-CodeMapping-CodeNumberComp,
        stop-CodeNumber          PDSCH-CodeMapping-CodeNumberComp,
        iE-Extensions            ProtocolExtensionContainer { { PDSCH-CodeMapping-PDSCH-CodeMappingInformationList-ExtIEs} } OPTIONAL,
        ...
    }

PDSCH-CodeMapping-PDSCH-CodeMappingInformationList-ExtIEs NBAP-PROTOCOL-EXTENSION ::= {
    ...
}

PDSCH-CodeMapping-DSCH-MappingInformationList ::= SEQUENCE (SIZE (1..maxNrOfTFCIGroups)) OF
    SEQUENCE {
        maxTFCI-field2-Value     PDSCH-CodeMapping-MaxTFCI-Field2-Value,
        spreadingFactor          PDSCH-CodeMapping-SpreadingFactor,
        multi-CodeInfo           PDSCH-Multi-CodeInfo,
        codeNumber               PDSCH-CodeMapping-CodeNumberComp,
        iE-Extensions            ProtocolExtensionContainer { { PDSCH-CodeMapping-DSCH-MappingInformationList-ExtIEs} } OPTIONAL,
        ...
    }

PDSCH-CodeMapping-DSCH-MappingInformationList-ExtIEs NBAP-PROTOCOL-EXTENSION ::= {
    ...
}

PDSCH-CodeMapping-MaxTFCI-Field2-Value ::= INTEGER (1..1023)

PDSCH-CodeMapping-PDSCH-CodeInformationList ::= SEQUENCE (SIZE (1..maxNrOfTFCI2Combs)) OF
    SEQUENCE {
        spreadingFactor          PDSCH-CodeMapping-SpreadingFactor,
        multi-CodeInfo           PDSCH-Multi-CodeInfo,
        codeNumber               PDSCH-CodeMapping-CodeNumberComp,
        iE-Extensions            ProtocolExtensionContainer { { PDSCH-CodeMapping-PDSCH-CodeInformationList-ExtIEs} } OPTIONAL,
        ...
    }

PDSCH-CodeMapping-PDSCH-CodeInformationList-ExtIEs NBAP-PROTOCOL-EXTENSION ::= {
    ...
}

```

```
PDSCH-CodeMapping-ReplacedPDSCH-CodeInformationList ::= SEQUENCE (SIZE (1..maxNrOfTFCI2Combs)) OF
  SEQUENCE {
    tfci-Field2                TFCS-MaxTFCI-field2-Value,
    spreadingFactor            PDSCH-CodeMapping-SpreadingFactor,
    multi-CodeInfo             PDSCH-Multi-CodeInfo,
    codeNumber                 PDSCH-CodeMapping-CodeNumberComp,
    iE-Extensions              ProtocolExtensionContainer { { PDSCH-CodeMapping-ReplacedPDSCH-CodeInformationList-ExtIEs } } OPTIONAL,
    ...
  }

PDSCH-CodeMapping-ReplacedPDSCH-CodeInformationList-ExtIEs NBAP-PROTOCOL-EXTENSION ::= {
  ...
}

PDSCH-Multi-CodeInfo ::= INTEGER (1..16)

PDSCH-ID ::= INTEGER (0..255)

PDSCHSet-ID ::= INTEGER (0..255)

PICH-Mode ::= ENUMERATED {
  v18,
  v36,
  v72,
  v144,
  ...
}

PICH-Power ::= INTEGER (-10..5)
-- Unit dB, Range -10dB .. +5dB, Step +1dB

PowerAdjustmentType ::= ENUMERATED {
  none,
  common,
  individual
}

PowerOffset ::= INTEGER (0..24)
-- PowerOffset = offset * 0.25
-- Unit dB, Range 0dB .. +6dB, Step +0.25dB

PowerRaiseLimit ::= INTEGER (0..10)

PRACH-Midamble ::= ENUMERATED {
  inverted,
  direct,
  ...
}

PRC ::= INTEGER (-2047..2047)
--pseudo range correction; scaling factor 0.32 meters

PRCDeviation ::= ENUMERATED {
```

```
    one,  
    two,  
    five,  
    ten,  
    ...  
}  
  
PreambleSignatures ::= BIT STRING {  
    signature15(0),  
    signature14(1),  
    signature13(2),  
    signature12(3),  
    signature11(4),  
    signature10(5),  
    signature9(6),  
    signature8(7),  
    signature7(8),  
    signature6(9),  
    signature5(10),  
    signature4(11),  
    signature3(12),  
    signature2(13),  
    signature1(14),  
    signature0(15)  
} (SIZE (16))  
  
PreambleThreshold ::= INTEGER (0..72)  
-- 0= -36.0dB, 1= -35.5dB, ... , 72= 0.0dB  
  
PredictedSFNSFNDeviationLimit ::= INTEGER (1..256)  
-- Unit chip, Step 1/16 chip, Range 1/16..16 chip  
  
PredictedTUTRANGPSDeviationLimit ::= INTEGER (1..256)  
-- Unit chip, Step 1/16 chip, Range 1/16..16 chip  
  
Pre-emptionCapability ::= ENUMERATED {  
    shall-not-trigger-pre-emption,  
    may-trigger-pre-emption  
}  
  
Pre-emptionVulnerability ::= ENUMERATED {  
    not-pre-emptable,  
    pre-emptable  
}  
  
PrimaryCPICH-Power ::= INTEGER(-100..500)  
-- step 0.1 (Range -10.0..50.0) Unit is dBm  
  
Primary-CPICH-Usage-for-Channel-Estimation ::= ENUMERATED {  
    primary-CPICH-may-be-used,  
    primary-CPICH-shall-not-be-used  
}
```

```

PrimaryScramblingCode ::= INTEGER (0..511)

PriorityLevel           ::= INTEGER (0..15)
-- 0 = spare, 1 = highest priority, ...14 = lowest priority and 15 = no priority

PriorityQueue-Id ::= INTEGER (0..maxNrOfPriorityQueues-1)

PriorityQueue-InfoList ::= SEQUENCE (SIZE (1..maxNrOfPriorityQueues)) OF PriorityQueue-InfoItem

PriorityQueue-InfoItem ::= SEQUENCE {
    priorityQueueId      PriorityQueue-Id,
    schedulingPriorityIndicator  SchedulingPriorityIndicator,
    t1                   T1,
    mAC-hsWindowSize     MAC-hsWindowSize,
    mAChsGuaranteedBitRate  MAChsGuaranteedBitRate                OPTIONAL,
    macdPDU-Size-Index  MACdPDU-Size-Indexlist,
    iE-Extensions        ProtocolExtensionContainer { { PriorityQueue-InfoItem-ExtIEs} }  OPTIONAL,
    ...
}

PriorityQueue-InfoItem-ExtIEs NBAP-PROTOCOL-EXTENSION ::= {
    ...
}

PriorityQueue-InfoList-to-Modify ::= SEQUENCE (SIZE (1..maxNrOfPriorityQueues)) OF PriorityQueue-InfoItem-to-Modify

PriorityQueue-InfoItem-to-Modify ::= SEQUENCE {
    priorityQueueId      PriorityQueue-Id,
    schedulingPriorityIndicator  SchedulingPriorityIndicator                OPTIONAL,
    t1                   T1                OPTIONAL,
    mAC-hsWindowSize     MAC-hsWindowSize                OPTIONAL,
    mAChsGuaranteedBitRate  MAChsGuaranteedBitRate                OPTIONAL,
    macdPDU-Size-Index-to-Modify  MACdPDU-Size-Indexlist-to-Modify                OPTIONAL,
    iE-Extensions        ProtocolExtensionContainer { { PriorityQueue-InfoItem-to-Modify-ExtIEs} }  OPTIONAL,
    ...
}

PriorityQueue-InfoItem-to-Modify-ExtIEs NBAP-PROTOCOL-EXTENSION ::= {
    ...
}

PrimaryCCPCH-RSCP ::= INTEGER (0..91)

PropagationDelay ::= INTEGER (0..255)
-- Unit: chips, step size 3 chips
-- example: 0 = 0chip, 1 = 3chips

SCH-TimeSlot ::= INTEGER (0..6)

PunctureLimit ::= INTEGER (0..15)
-- 0: 40%; 1: 44%; ... 14: 96%; 15: 100%

PUSCH-ID ::= INTEGER (0..255)

```



```
PUSCHSet-ID ::= INTEGER (0..255)
```

```
/* partly omitted */
```

```
-- =====
-- S
-- =====
```

```
AdjustmentPeriod ::= INTEGER(1..256)
-- Unit Frame
```

```
SAT-ID ::= INTEGER (0..63)
```

```
SAT-Info-Almanac ::= SEQUENCE (SIZE (1..maxNoSat)) OF SAT-Info-Almanac-Item
```

```
SAT-Info-Almanac-Item ::= SEQUENCE {
  data-id          DATA-ID,
  sat-id           SAT-ID,
  gps-e-alm        BIT STRING (SIZE (16)),
  gps-toa-alm      BIT STRING (SIZE (8)),
  gps-delta-I-alm  BIT STRING (SIZE (16)),
  omegadot-alm     BIT STRING (SIZE (16)),
  svhealth-alm     BIT STRING (SIZE (8)),
  gps-a-sqrt-alm   BIT STRING (SIZE (24)),
  omegazero-alm    BIT STRING (SIZE (24)),
  m-zero-alm       BIT STRING (SIZE (24)),
  gps-omega-alm    BIT STRING (SIZE (24)),
  gps-af-zero-alm  BIT STRING (SIZE (11)),
  gps-af-one-alm   BIT STRING (SIZE (11)),
  ie-Extensions    ProtocolExtensionContainer { { SAT-Info-Almanac-Item-ExtIEs} } OPTIONAL,
  ...
}
```

```
SAT-Info-Almanac-Item-ExtIEs NBAP-PROTOCOL-EXTENSION ::= {
  ...
}
```

```
SAT-Info-DGPSCorrections ::= SEQUENCE (SIZE (1..maxNoSat)) OF SAT-Info-DGPSCorrections-Item
```

```
SAT-Info-DGPSCorrections-Item ::= SEQUENCE {
  sat-id           SAT-ID,
  iode-dgps        BIT STRING (SIZE (8)),
  udre             UDRE,
  prc              PRC,
  range-correction-rate Range-Correction-Rate,
  ie-Extensions    ProtocolExtensionContainer { { SAT-Info-DGPSCorrections-Item-ExtIEs} } OPTIONAL,
  ...
}
```

```
SAT-Info-DGPSCorrections-Item-ExtIEs NBAP-PROTOCOL-EXTENSION ::= {
```

```

    ...
}

SATInfo-RealTime-Integrity ::= SEQUENCE (SIZE (1..maxNoSat)) OF SAT-Info-RealTime-Integrity-Item

SAT-Info-RealTime-Integrity-Item ::= SEQUENCE {
    bad-sat-id      SAT-ID,
    ie-Extensions   ProtocolExtensionContainer { { SAT-Info-RealTime-Integrity-Item-ExtIEs} } OPTIONAL,
    ...
}

SAT-Info-RealTime-Integrity-Item-ExtIEs NBAP-PROTOCOL-EXTENSION ::= {
    ...
}

ScaledAdjustmentRatio      ::= INTEGER(0..100)
-- AdjustmentRatio = ScaledAdjustmentRatio / 100

MaxAdjustmentStep          ::= INTEGER(1..10)
-- Unit Slot

SchedulingPriorityIndicator ::= INTEGER (0..15)      -- lowest (0), highest (15)

SID ::= INTEGER (0..maxNrOfMACdPDUIndexes-1)

ScramblingCodeNumber ::= INTEGER (0..15)

SecondaryCPICH-Information-Change ::= CHOICE {
    new-secondary-CPICH      CommonPhysicalChannelID,
    secondary-CPICH-shall-not-be-used NULL,
    ...
}

SecondaryCCPCH-SlotFormat ::= INTEGER(0..17,...)

Segment-Type ::= ENUMERATED {
    first-segment,
    first-segment-short,
    subsequent-segment,
    last-segment,
    last-segment-short,
    complete-SIB,
    complete-SIB-short,
    ...
}

S-FieldLength ::= ENUMERATED {
    v1,
    v2,
    ...
}

```

```

}

SFN ::= INTEGER (0..4095)

SFNSFN-FDD ::= INTEGER (0..614399)

SFNSFN-TDD ::= INTEGER (0..40961)

SFNSFNChangeLimit ::= INTEGER (1..256)
-- Unit chip, Step 1/16 chip, Range 1/16..16 chip

SFNSFNDriftRate ::= INTEGER (-100..100)
-- Unit chip/s, Step 1/256 chip/s, Range -100/256..+100/256 chip/s

SFNSFNDriftRateQuality ::= INTEGER (0..100)
-- Unit chip/s, Step 1/256 chip/s, Range 0..100/256 chip/s

SFNSFNMeasurementThresholdInformation ::= SEQUENCE {
    sFNSFNChangeLimit          SFNSFNChangeLimit          OPTIONAL,
    predictedSFNSFNDeviationLimit PredictedSFNSFNDeviationLimit OPTIONAL,
    iE-Extensions              ProtocolExtensionContainer { { SFNSFNMeasurementThresholdInformation-ExtIEs} } OPTIONAL,
    ...
}

SFNSFNMeasurementThresholdInformation-ExtIEs NBAP-PROTOCOL-EXTENSION ::= {
    ...
}

SFNSFNMeasurementValueInformation ::= SEQUENCE {
    successfullNeighbouringCellSFNSFNObservedTimeDifferenceMeasurementInformation SEQUENCE (SIZE(1..maxNrOfMeasNCell)) OF
        SEQUENCE {
            uC-Id          UC-Id,
            sFNSFNValue    SFNSFNValue,
            sFNSFNQuality  SFNSFNQuality          OPTIONAL,
            sFNSFNDriftRate SFNSFNDriftRate,
            sFNSFNDriftRateQuality SFNSFNDriftRateQuality OPTIONAL,
            sFNSFNTimeStampInformation SFNSFNTimeStampInformation,
            iE-Extensions  ProtocolExtensionContainer { { SuccessfullNeighbouringCellSFNSFNObservedTimeDifferenceMeasurementInformationItem-
ExtIEs} } OPTIONAL,
            ...
        },
    unsuccessfullNeighbouringCellSFNSFNObservedTimeDifferenceMeasurementInformation SEQUENCE (SIZE(0..maxNrOfMeasNCell-1)) OF
        SEQUENCE {
            uC-Id          UC-Id,
            iE-Extensions  ProtocolExtensionContainer { { UnsuccessfullNeighbouringCellSFNSFNObservedTimeDifferenceMeasurementInformationItem-
ExtIEs} } OPTIONAL,
            ...
        },
    iE-Extensions  ProtocolExtensionContainer { { SFNSFNMeasurementValueInformationItem-ExtIEs} } OPTIONAL,
    ...
}

```

```

SFNSFNMeasurementValueInformationItem-ExtIEs NBAP-PROTOCOL-EXTENSION ::= {
    ...
}

SuccessfullNeighbouringCellSFNSFNObservedTimeDifferenceMeasurementInformationItem-ExtIEs NBAP-PROTOCOL-EXTENSION ::= {
    ...
}

UnsuccessfullNeighbouringCellSFNSFNObservedTimeDifferenceMeasurementInformationItem-ExtIEs NBAP-PROTOCOL-EXTENSION ::= {
    ...
}

SFNSFNQuality ::= INTEGER (0..255)
-- Unit chip, Step 1/16 chip, Range 0.. 255/16 chip

ShutdownTimer ::= INTEGER (1..3600)
-- Unit sec

SIB-Originator ::= ENUMERATED {
    nodeB,
    cRNC,
    ...
}

SIR-Error-Value ::= INTEGER (0..125)
-- According to mapping in [22]

SFNSFNTimeStampInformation ::= CHOICE {
    sFNSFNTimeStamp-FDD      SFN,
    sFNSFNTimeStamp-TDD      SFNSFNTimeStamp-TDD,
    ...}

SFNSFNTimeStamp-TDD ::= SEQUENCE {
    sFN                      SFN,
    timeSlot                  TimeSlot,
    iE-Extensions             ProtocolExtensionContainer { { SFNSFNTimeStamp-ExtIEs} } OPTIONAL,
    ...
}

SFNSFNTimeStamp-ExtIEs NBAP-PROTOCOL-EXTENSION ::= {
    ...
}

SFNSFNValue ::= CHOICE {
    sFNSFN-FDD              SFNSFN-FDD,
    sFNSFN-TDD              SFNSFN-TDD,

```

```
    ...
}

SIR-Error-Value-IncrDecrThres ::= INTEGER (0..124)

SIR-Value ::= INTEGER (0..63)
-- According to mapping in [22]/[23]

SIR-Value-IncrDecrThres ::= INTEGER (0..62)

SignallingBearerRequestIndicator ::= ENUMERATED {bearerRequested}

SpecialBurstScheduling ::= INTEGER (1..256)

SSDT-Cell-Identity ::= ENUMERATED {a, b, c, d, e, f, g, h}

SSDT-CellID-Length ::= ENUMERATED {
    short,
    medium,
    long
}

SSDT-Indication ::= ENUMERATED {
    ssdt-active-in-the-UE,
    ssdt-not-active-in-the-UE
}

Start-Of-Audit-Sequence-Indicator ::= ENUMERATED {
    start-of-audit-sequence,
    not-start-of-audit-sequence
}

STTD-Indicator ::= ENUMERATED {
    active,
    inactive,
    ...
}

SSDT-SupportIndicator ::= ENUMERATED {
    sSDT-Supported,
    sSDT-not-supported
}

SyncCase ::= INTEGER (1..2,...)

SYNCD1CodeId ::= INTEGER (1..32,...)

SyncFrameNumber ::= INTEGER (1..10)

SynchronisationReportCharacteristics ::= SEQUENCE {
    synchronisationReportCharacteristicsType SynchronisationReportCharacteristicsType,
    synchronisationReportCharactThreExc SynchronisationReportCharactThreExc OPTIONAL,
}
```

```

-- This IE shall be included if the synchronisationReportCharacteristicsType IE is set to "thresholdExceeding".
iE-Extensions          ProtocolExtensionContainer { { SynchronisationReportCharacteristics-ExtIEs } } OPTIONAL,
...
}

SynchronisationReportCharacteristics-ExtIEs NBAP-PROTOCOL-EXTENSION ::= {
  { ID id-SyncDLCodeIdThreInfoLCR CRITICALITY ignore EXTENSION   SyncDLCodeIdThreInfoLCR   PRESENCE optional },
  ...
}

SynchronisationReportCharactThreExc ::= SEQUENCE (SIZE (1..maxNrOfCellSyncBursts)) OF SynchronisationReportCharactThreInfoItem -- Mandatory for
3.84Mcps TDD only

SynchronisationReportCharactThreInfoItem ::= SEQUENCE {
  syncFrameNumber          SyncFrameNumber,
  cellSyncBurstInformation SEQUENCE (SIZE (1.. maxNrOfReceptsPerSyncFrame)) OF SynchronisationReportCharactCellSyncBurstInfoItem,
  iE-Extensions           ProtocolExtensionContainer { { SynchronisationReportCharactThreInfoItem-ExtIEs } } OPTIONAL,
  ...
}

SynchronisationReportCharactThreInfoItem-ExtIEs NBAP-PROTOCOL-EXTENSION ::= {
  ...
}

SynchronisationReportCharactCellSyncBurstInfoItem ::= SEQUENCE {
  cellSyncBurstCode          CellSyncBurstCode,
  cellSyncBurstCodeShift    CellSyncBurstCodeShift,
  cellSyncBurstTiming        CellSyncBurstTiming          OPTIONAL,
  cellSyncBurstTimingThreshold CellSyncBurstTimingThreshold OPTIONAL,
  iE-Extensions             ProtocolExtensionContainer { { SynchronisationReportCharactCellSyncBurstInfoItem-ExtIEs } } OPTIONAL,
  ...
}

SynchronisationReportCharactCellSyncBurstInfoItem-ExtIEs NBAP-PROTOCOL-EXTENSION ::= {
  ...
}

SyncDLCodeIdThreInfoLCR ::= SEQUENCE (SIZE (0..maxNrOfSyncFramesLCR)) OF SyncDLCodeIdThreInfoList --Mandatory for 1.28Mcps TDD only

SyncDLCodeIdThreInfoList ::= SEQUENCE {
  syncFrameNoToReceive      SyncFrameNumber,
  syncDLCodeIdInfoLCR      SyncDLCodeInfoListLCR,
  iE-Extensions            ProtocolExtensionContainer { { SyncDLCodeIdThreInfoList-ExtIEs } } OPTIONAL,
  ...
}

SyncDLCodeIdThreInfoList-ExtIEs NBAP-PROTOCOL-EXTENSION ::= {
  ...
}

SyncDLCodeInfoListLCR ::= SEQUENCE (SIZE (1..maxNrOfSyncDLCodesLCR)) OF SyncDLCodeInfoItemLCR

SyncDLCodeInfoItemLCR ::= SEQUENCE {

```

```

syncDLCodeId          SYNCDLCodeId,
syncDLCodeIdArrivTime CellSyncBurstTiming          OPTIONAL,
syncDLCodeIdTimingThre CellSyncBurstTimingThreshold  OPTIONAL,
iE-Extensions        ProtocolExtensionContainer { { SyncDLCodeInfoItem-LCR-ExtIEs } }  OPTIONAL,
...
}

SyncDLCodeInfoItem-LCR-ExtIEs NBAP-PROTOCOL-EXTENSION ::= {
...
}

SynchronisationReportCharacteristicsType ::= ENUMERATED {
frameRelated,
sFNperiodRelated,
cycleLengthRelated,
thresholdExceeding,
frequencyAcquisitionCompleted,
...
}

SynchronisationReportType ::= ENUMERATED {
initialPhase,
steadyStatePhase,
lateEntrantCell,
frequencyAcquisition,
...
}

/* partly omitted */

-- =====
-- U
-- =====

UARFCN ::= INTEGER (0..16383, ...)
-- corresponds to 1885.2MHz .. 2024.8MHz

UC-Id ::= SEQUENCE {
rNC-ID          RNC-ID,
c-ID           C-ID,
iE-Extensions  ProtocolExtensionContainer { {UC-Id-ExtIEs} } OPTIONAL,
...
}
UC-Id-ExtIEs NBAP-PROTOCOL-EXTENSION ::= {
...
}

UDRE ::= ENUMERATED {
udre-minusequal-one-m,
udre-betweenoneandfour-m,
udre-betweenfourandeight-m,
udre-greaterequaleight-m

```

```

}

UE-Capability-InformationFDD ::= SEQUENCE {
    hSDSCH-TrCH-Bits-Per-HSDSCH-TTI      ENUMERATED {v7300, v14600, v20456, v28800,...},
    hSDSCH-Multi-Code-Capability        ENUMERATED {v5, v10, v15,...},
    min-Inter-TTI-Interval              INTEGER (1..3,...),
    mAChs-Reordering-Buffer-Size       INTEGER (1..300,...),
    iE-Extensions                       ProtocolExtensionContainer { { UE-Capability-InformationFDD-ExtIEs } } OPTIONAL,
    ...
}

UE-Capability-InformationFDD-ExtIEs NBAP-PROTOCOL-EXTENSION ::= {
    ...
}

UE-Capability-InformationTDD ::= SEQUENCE {
    hsDSCHTrChBitsPerTTI                ENUMERATED { v7040, v10228, v14080, ... },
    hSDSCH-Multi-Code-Capability        ENUMERATED {v8, v12, v16,...},
    mAChs-Reordering-Buffer-Size       INTEGER (1..300,...),
    iE-Extensions                       ProtocolExtensionContainer { { UE-Capability-InformationTDD-ExtIEs } } OPTIONAL,
    ...
}

UE-Capability-InformationTDD-ExtIEs NBAP-PROTOCOL-EXTENSION ::= {
    ...
}

UE-Support-Of-Dedicated-Pilots-For-Channel-Estimation ::= ENUMERATED {
dedicated-pilots-for-channel-estimation-supported
}

UE-Support-Of-Dedicated-Pilots-For-Channel-Estimation-Of-HS-DSCH ::= ENUMERATED {
dedicated-pilots-for-channel-estimation-supported
}

UL-CapacityCredit ::= INTEGER (0..65535)

UL-DL-mode ::= ENUMERATED {
    ul-only,
    dl-only,
    both-ul-and-dl
}

Uplink-Compressed-Mode-Method ::= ENUMERATED {
    sFdiv2,
    higher-layer-scheduling,
    ...
}

UL-Timeslot-Information ::= SEQUENCE (SIZE (1..maxNrOfULTSs)) OF UL-Timeslot-InformationItem

```



```

UL-Timeslot-InformationItem ::= SEQUENCE {
    timeSlot                TimeSlot,
    midambleShiftAndBurstType MidambleShiftAndBurstType,
    tFCI-Presence           TFCI-Presence,
    uL-Code-InformationList TDD-UL-Code-Information,
    iE-Extensions           ProtocolExtensionContainer { { UL-Timeslot-InformationItem-ExtIEs} } OPTIONAL,
    ...
}

UL-Timeslot-InformationItem-ExtIEs NBAP-PROTOCOL-EXTENSION ::= {
    ...
}

UL-TimeslotLCR-Information ::= SEQUENCE (SIZE (1..maxNrOfULTSLCRs)) OF UL-TimeslotLCR-InformationItem

UL-TimeslotLCR-InformationItem ::= SEQUENCE {
    timeSlotLCR            TimeSlotLCR,
    midambleShiftLCR      MidambleShiftLCR,
    tFCI-Presence         TFCI-Presence,
    uL-Code-InformationList TDD-UL-Code-LCR-Information,
    iE-Extensions         ProtocolExtensionContainer { { UL-TimeslotLCR-InformationItem-ExtIEs} } OPTIONAL,
    ...
}

UL-TimeslotLCR-InformationItem-ExtIEs NBAP-PROTOCOL-EXTENSION ::= {
    ...
}

UL-DPCCH-SlotFormat ::= INTEGER (0..5,...)

UL-SIR ::= INTEGER (-82..173)
-- According to mapping in [16]

UL-FP-Mode ::= ENUMERATED {
    normal,
    silent,
    ...
}

UL-PhysCH-SF-Variation ::= ENUMERATED {
    sf-variation-supported,
    sf-variation-not-supported
}

UL-ScramblingCode ::= SEQUENCE {
    uL-ScramblingCodeNumber    UL-ScramblingCodeNumber,
    uL-ScramblingCodeLength    UL-ScramblingCodeLength,
    iE-Extensions              ProtocolExtensionContainer { { UL-ScramblingCode-ExtIEs } } OPTIONAL,
    ...
}

UL-ScramblingCode-ExtIEs NBAP-PROTOCOL-EXTENSION ::= {

```

```
} ...
}
UL-ScramblingCodeNumber ::= INTEGER (0..16777215)
UL-ScramblingCodeLength ::= ENUMERATED {
    short,
    long
}
UL-Synchronisation-Parameters-LCR ::= SEQUENCE {
    uL-Synchronisation-StepSize      UL-Synchronisation-StepSize,
    uL-Synchronisation-Frequency    UL-Synchronisation-Frequency,
    iE-Extensions                    ProtocolExtensionContainer { { UL-Synchronisation-Parameters-LCR-ExtIEs } } OPTIONAL,
    ...
}
UL-Synchronisation-Parameters-LCR-ExtIEs NBAP-PROTOCOL-EXTENSION ::= {
    ...
}
UL-Synchronisation-StepSize ::= INTEGER (1..8)
UL-Synchronisation-Frequency ::= INTEGER (1..8)
UL-TimeSlot-ISCP-Info ::= SEQUENCE (SIZE (1..maxNrOfULTSs)) OF UL-TimeSlot-ISCP-InfoItem
UL-TimeSlot-ISCP-InfoItem ::= SEQUENCE {
    timeSlot                        TimeSlot,
    iSCP                            UL-TimeslotISCP-Value,
    iE-Extensions                    ProtocolExtensionContainer { { UL-TimeSlot-ISCP-InfoItem-ExtIEs } } OPTIONAL,
    ...
}
UL-TimeSlot-ISCP-InfoItem-ExtIEs NBAP-PROTOCOL-EXTENSION ::= {
    ...
}
UL-TimeSlot-ISCP-LCR-Info ::= SEQUENCE (SIZE (1..maxNrOfULTSLCRs)) OF UL-TimeSlot-ISCP-LCR-InfoItem
UL-TimeSlot-ISCP-LCR-InfoItem ::= SEQUENCE {
    timeSlotLCR                    TimeSlotLCR,
    iSCP                            UL-TimeslotISCP-Value,
    iE-Extensions                    ProtocolExtensionContainer { { UL-TimeSlot-ISCP-LCR-InfoItem-ExtIEs } } OPTIONAL,
    ...
}
UL-TimeSlot-ISCP-LCR-InfoItem-ExtIEs NBAP-PROTOCOL-EXTENSION ::= {
    ...
}
USCH-Information ::= SEQUENCE (SIZE (1..maxNrOfUSCHs)) OF USCH-InformationItem
```

```

USCH-InformationItem ::= SEQUENCE {
    uSCH-ID                USCH-ID,
    cCTrCH-ID              CCTrCH-ID,
    transportFormatSet     TransportFormatSet,
    allocationRetentionPriority AllocationRetentionPriority,
    iE-Extensions          ProtocolExtensionContainer { { USCH-InformationItem-ExtIEs} } OPTIONAL,
    ...
}

USCH-InformationItem-ExtIEs NBAP-PROTOCOL-EXTENSION ::= {
    { ID id-bindingID          CRITICALITY ignore      EXTENSION BindingID          PRESENCE optional }|
    { ID id-transportlayeraddress CRITICALITY ignore  EXTENSION TransportLayerAddress PRESENCE optional },
    ...
}

USCH-InformationResponse ::= SEQUENCE (SIZE (1..maxNrOfUSCHs)) OF USCH-InformationResponseItem

USCH-InformationResponseItem ::= SEQUENCE {
    uSCH-ID                USCH-ID,
    bindingID              BindingID OPTIONAL,
    transportLayerAddress  TransportLayerAddress OPTIONAL,
    iE-Extensions          ProtocolExtensionContainer { { USCH-InformationResponseItem-ExtIEs} } OPTIONAL,
    ...
}

USCH-InformationResponseItem-ExtIEs NBAP-PROTOCOL-EXTENSION ::= {
    ...
}

UL-TimeslotISCP-Value ::= INTEGER (0..127)
-- According to mapping in [23]

UL-TimeslotISCP-Value-IncrDecrThres ::= INTEGER (0..126)

USCH-ID ::= INTEGER (0..255)

/* partly omitted */

```

9.3.6 Constant Definitions

```

-- *****
--
-- Constant definitions
--
-- *****

NBAP-Constants {
itu-t (0) identified-organization (4) etsi (0) mobileDomain (0)
umts-Access (20) modules (3) nbap (2) version1 (1) nbap-Constants (4)}

DEFINITIONS AUTOMATIC TAGS ::=

BEGIN

IMPORTS
    ProcedureCode,
    ProtocolIE-ID
FROM NBAP-CommonDataTypes;

-- *****
--
-- Elementary Procedures
--
-- *****

id-audit                ProcedureCode ::= 0
id-auditRequired        ProcedureCode ::= 1
id-blockResource        ProcedureCode ::= 2
id-cellDeletion         ProcedureCode ::= 3
id-cellReconfiguration  ProcedureCode ::= 4
id-cellSetup            ProcedureCode ::= 5
id-cellSynchronisationInitiation ProcedureCode ::= 45
id-cellSynchronisationReconfiguration ProcedureCode ::= 46
id-cellSynchronisationReporting ProcedureCode ::= 47
id-cellSynchronisationTermination ProcedureCode ::= 48
id-cellSynchronisationFailure ProcedureCode ::= 49
id-commonMeasurementFailure ProcedureCode ::= 6
id-commonMeasurementInitiation ProcedureCode ::= 7
id-commonMeasurementReport ProcedureCode ::= 8
id-commonMeasurementTermination ProcedureCode ::= 9
id-commonTransportChannelDelete ProcedureCode ::= 10
id-commonTransportChannelReconfigure ProcedureCode ::= 11
id-commonTransportChannelSetup ProcedureCode ::= 12
id-compressedModeCommand ProcedureCode ::= 14
id-dedicatedMeasurementFailure ProcedureCode ::= 16
id-dedicatedMeasurementInitiation ProcedureCode ::= 17
id-dedicatedMeasurementReport ProcedureCode ::= 18
id-dedicatedMeasurementTermination ProcedureCode ::= 19
id-downlinkPowerControl ProcedureCode ::= 20

```

id-downlinkPowerTimeslotControl	ProcedureCode ::= 38
id-errorIndicationForCommon	ProcedureCode ::= 35
id-errorIndicationForDedicated	ProcedureCode ::= 21
id-informationExchangeFailure	ProcedureCode ::= 40
id-informationExchangeInitiation	ProcedureCode ::= 41
id-informationExchangeTermination	ProcedureCode ::= 42
id-informationReporting	ProcedureCode ::= 43
id-BearerRearrangement	ProcedureCode ::= 50
id-physicalSharedChannelReconfiguration	ProcedureCode ::= 37
id-privateMessageForCommon	ProcedureCode ::= 36
id-privateMessageForDedicated	ProcedureCode ::= 22
id-radioLinkAddition	ProcedureCode ::= 23
id-radioLinkDeletion	ProcedureCode ::= 24
id-radioLinkFailure	ProcedureCode ::= 25
id-radioLinkPreemption	ProcedureCode ::= 39
id-radioLinkRestoration	ProcedureCode ::= 26
id-radioLinkSetup	ProcedureCode ::= 27
id-reset	ProcedureCode ::= 13
id-resourceStatusIndication	ProcedureCode ::= 28
id-cellSynchronisationAdjustment	ProcedureCode ::= 44
id-synchronisedRadioLinkReconfigurationCancellation	ProcedureCode ::= 29
id-synchronisedRadioLinkReconfigurationCommit	ProcedureCode ::= 30
id-synchronisedRadioLinkReconfigurationPreparation	ProcedureCode ::= 31
id-systemInformationUpdate	ProcedureCode ::= 32
id-unblockResource	ProcedureCode ::= 33
id-unSynchronisedRadioLinkReconfiguration	ProcedureCode ::= 34
id-radioLinkActivation	ProcedureCode ::= 51
id-radioLinkParameterUpdate	ProcedureCode ::= 52

```
-- *****
--
-- Lists
--
-- *****
```

maxNrOfCodes	INTEGER ::= 10
maxNrOfDLTSS	INTEGER ::= 15
maxNrOfDLTSLCRs	INTEGER ::= 6
maxNrOfErrors	INTEGER ::= 256
maxNrOfTFs	INTEGER ::= 32
maxNrOfTFCs	INTEGER ::= 1024
maxNrOfRLs	INTEGER ::= 16
maxNrOfRLs-1	INTEGER ::= 15 -- maxNrOfRLs - 1
maxNrOfRLs-2	INTEGER ::= 14 -- maxNrOfRLs - 2
maxNrOfRLSets	INTEGER ::= maxNrOfRLs
maxNrOfDPCHs	INTEGER ::= 240
maxNrOfDPCHLCRs	INTEGER ::= 240
maxNrOfSCCPCHs	INTEGER ::= 8
maxNrOfCPCHs	INTEGER ::= 16
maxNrOfPCPCHs	INTEGER ::= 64
maxNrOfDCHs	INTEGER ::= 128
maxNrOfDSCHs	INTEGER ::= 32
maxNrOfFACHs	INTEGER ::= 8

maxNrOfCCTrCHs	INTEGER ::= 16
maxNrOfPDSCHs	INTEGER ::= 256
maxNrOfHSPDSCHs	INTEGER ::= 16
maxNrOfPUSCHs	INTEGER ::= 256
maxNrOfPDSCHSets	INTEGER ::= 256
maxNrOfPRACHLCRs	INTEGER ::= 8
maxNrOfPUSCHSets	INTEGER ::= 256
maxNrOfSCCPCHLCRs	INTEGER ::= 8
maxNrOfULTSs	INTEGER ::= 15
maxNrOfULTSLCRs	INTEGER ::= 6
maxNrOfUSCHs	INTEGER ::= 32
maxAPSigNum	INTEGER ::= 16
maxNrOfSlotFormatsPRACH	INTEGER ::= 8
maxCellinNodeB	INTEGER ::= 256
maxCCPinNodeB	INTEGER ::= 256
maxCPCHCell	INTEGER ::= maxNrOfCPCHs
maxCTFC	INTEGER ::= 16777215
maxLocalCellinNodeB	INTEGER ::= maxCellinNodeB
maxNoofLen	INTEGER ::= 7
maxFPACHCell	INTEGER ::= 8
maxRACHCell	INTEGER ::= maxPRACHCell
maxPRACHCell	INTEGER ::= 16
maxPCPCHCell	INTEGER ::= 64
maxSCCPCHCell	INTEGER ::= 32
maxSCPICHCell	INTEGER ::= 32
maxTTI-count	INTEGER ::= 4
maxIBSEG	INTEGER ::= 16
maxIB	INTEGER ::= 64
maxFACHCell	INTEGER ::= 256 -- maxNrOfFACHs * maxSCCPCHCell
maxRateMatching	INTEGER ::= 256
maxCodeNrComp-1	INTEGER ::= 256
maxNrOfCellSyncBursts	INTEGER ::= 10
maxNrOfCodeGroups	INTEGER ::= 256
maxNrOfReceptsPerSyncFrame	INTEGER ::= 16
maxNrOfMeasNCell	INTEGER ::= 96
maxNrOfMeasNCell-1	INTEGER ::= 95 -- maxNrOfMeasNCell - 1
maxNrOfTFCIGroups	INTEGER ::= 256
maxNrOfTFCI1Combs	INTEGER ::= 512
maxNrOfTFCI2Combs	INTEGER ::= 1024
maxNrOfTFCI2Combs-1	INTEGER ::= 1023
maxNrOfSF	INTEGER ::= 8
maxTGPS	INTEGER ::= 6
maxCommunicationContext	INTEGER ::= 1048575
maxNrOfLevels	INTEGER ::= 256
maxNoSat	INTEGER ::= 16
maxNoGPSItems	INTEGER ::= 8
maxNrOfHSSCCHs	INTEGER ::= 32
maxNrOfHSSICHs	INTEGER ::= 4
maxNrOfSyncFramesLCR	INTEGER ::= 512
maxNrOfReceptionsperSyncFrameLCR	INTEGER ::= 8
maxNrOfSyncDLCodesLCR	INTEGER ::= 32
maxNrOfHSSCCHCodes	INTEGER ::= 4
maxNrOfMACdFlows	INTEGER ::= 8

```

maxNrOfMACdFlows-1          INTEGER ::= 7  -- maxNrOfMACdFlows - 1
maxNrOfMACdPDUIndexes       INTEGER ::= 8
maxNrOfMACdPDUIndexes-1    INTEGER ::= 7  -- maxNoOfMACdPDUIndexes - 1
maxNrOfPriorityQueues       INTEGER ::= 8
maxNrOfPriorityQueues-1    INTEGER ::= 7  -- maxNoOfPriorityQueues - 1
maxNrOfHARQProcesses        INTEGER ::= 8
maxNrOfCellPortionsPerCell INTEGER ::= 64
maxNrOfCellPortionsPerCell-1 INTEGER ::= 63

-- *****
--
-- IEs
--
-- *****

id-AICH-Information          ProtocolIE-ID ::= 0
id-AICH-InformationItem-ResourceStatusInd ProtocolIE-ID ::= 1
id-BCH-Information          ProtocolIE-ID ::= 7
id-BCH-InformationItem-ResourceStatusInd ProtocolIE-ID ::= 8
id-BCCH-ModificationTime    ProtocolIE-ID ::= 9
id-BlockingPriorityIndicator ProtocolIE-ID ::= 10
id-Cause                    ProtocolIE-ID ::= 13
id-CCP-InformationItem-AuditRsp ProtocolIE-ID ::= 14
id-CCP-InformationList-AuditRsp ProtocolIE-ID ::= 15
id-CCP-InformationItem-ResourceStatusInd ProtocolIE-ID ::= 16
id-Cell-InformationItem-AuditRsp ProtocolIE-ID ::= 17
id-Cell-InformationItem-ResourceStatusInd ProtocolIE-ID ::= 18
id-Cell-InformationList-AuditRsp ProtocolIE-ID ::= 19
id-CellParameterID         ProtocolIE-ID ::= 23
id-CFN                      ProtocolIE-ID ::= 24
id-C-ID                     ProtocolIE-ID ::= 25
id-CommonMeasurementAccuracy ProtocolIE-ID ::= 39
id-CommonMeasurementObjectType-CM-Rprt ProtocolIE-ID ::= 31
id-CommonMeasurementObjectType-CM-Rqst ProtocolIE-ID ::= 32
id-CommonMeasurementObjectType-CM-Rsp ProtocolIE-ID ::= 33
id-CommonMeasurementType    ProtocolIE-ID ::= 34
id-CommonPhysicalChannelID  ProtocolIE-ID ::= 35
id-CommonPhysicalChannelType-CTCH-SetupRqstFDD ProtocolIE-ID ::= 36
id-CommonPhysicalChannelType-CTCH-SetupRqstTDD ProtocolIE-ID ::= 37
id-CommunicationControlPortID ProtocolIE-ID ::= 40
id-ConfigurationGenerationID ProtocolIE-ID ::= 43
id-CRNC-CommunicationContextID ProtocolIE-ID ::= 44
id-CriticalityDiagnostics   ProtocolIE-ID ::= 45
id-DCHs-to-Add-FDD         ProtocolIE-ID ::= 48
id-DCH-AddList-RL-ReconfPrepTDD ProtocolIE-ID ::= 49
id-DCHs-to-Add-TDD         ProtocolIE-ID ::= 50
id-DCH-DeleteList-RL-ReconfPrepFDD ProtocolIE-ID ::= 52
id-DCH-DeleteList-RL-ReconfPrepTDD ProtocolIE-ID ::= 53
id-DCH-DeleteList-RL-ReconfRqstFDD ProtocolIE-ID ::= 54
id-DCH-DeleteList-RL-ReconfRqstTDD ProtocolIE-ID ::= 55
id-DCH-FDD-Information      ProtocolIE-ID ::= 56
id-DCH-TDD-Information      ProtocolIE-ID ::= 57
id-DCH-InformationResponse  ProtocolIE-ID ::= 59

```

id-FDD-DCHs-to-Modify
 id-TDD-DCHs-to-Modify
 id-DCH-ModifyList-RL-ReconfRqstTDD
 id-DCH-RearrangeList-Bearer-RearrangeInd
 id-DedicatedMeasurementObjectType-DM-Rprt
 id-DedicatedMeasurementObjectType-DM-Rqst
 id-DedicatedMeasurementObjectType-DM-Rsp
 id-DedicatedMeasurementType
 id-DL-CCTrCH-InformationItem-RL-SetupRqstTDD
 id-DL-CCTrCH-InformationList-RL-AdditionRqstTDD
 id-DL-CCTrCH-InformationList-RL-SetupRqstTDD
 id-DL-DPCH-InformationItem-RL-AdditionRqstTDD
 id-DL-DPCH-InformationList-RL-SetupRqstTDD
 id-DL-DPCH-Information-RL-ReconfPrepFDD
 id-DL-DPCH-Information-RL-ReconfRqstFDD
 id-DL-DPCH-Information-RL-SetupRqstFDD
 id-DL-DPCH-TimingAdjustment
 id-DL-ReferencePowerInformationItem-DL-PC-Rqst
 id-DLReferencePower
 id-DLReferencePowerList-DL-PC-Rqst
 id-DSCH-AddItem-RL-ReconfPrepFDD
 id-DSCHs-to-Add-FDD
 id-DSCH-DeleteItem-RL-ReconfPrepFDD
 id-DSCH-DeleteList-RL-ReconfPrepFDD
 id-DSCHs-to-Add-TDD
 id-DSCH-Information-DeleteList-RL-ReconfPrepTDD
 id-DSCH-Information-ModifyList-RL-ReconfPrepTDD
 id-DSCH-InformationResponse
 id-DSCH-FDD-Information
 id-DSCH-TDD-Information
 id-DSCH-ModifyItem-RL-ReconfPrepFDD
 id-DSCH-ModifyList-RL-ReconfPrepFDD
 id-DSCH-RearrangeList-Bearer-RearrangeInd
 id-End-Of-Audit-Sequence-Indicator
 id-FACH-Information
 id-FACH-InformationItem-ResourceStatusInd
 id-FACH-ParametersList-CTCH-ReconfRqstTDD
 id-FACH-ParametersListIE-CTCH-SetupRqstFDD
 id-FACH-ParametersListIE-CTCH-SetupRqstTDD
 id-IndicationType-ResourceStatusInd
 id-Local-Cell-ID
 id-Local-Cell-Group-InformationItem-AuditRsp
 id-Local-Cell-Group-InformationItem-ResourceStatusInd
 id-Local-Cell-Group-InformationItem2-ResourceStatusInd
 id-Local-Cell-Group-InformationList-AuditRsp
 id-Local-Cell-InformationItem-AuditRsp
 id-Local-Cell-InformationItem-ResourceStatusInd
 id-Local-Cell-InformationItem2-ResourceStatusInd
 id-Local-Cell-InformationList-AuditRsp
 id-AdjustmentPeriod
 id-MaxAdjustmentStep
 id-MaximumTransmissionPower
 id-MeasurementFilterCoefficient

ProtocolIE-ID ::= 62
 ProtocolIE-ID ::= 63
 ProtocolIE-ID ::= 65
 ProtocolIE-ID ::= 135
 ProtocolIE-ID ::= 67
 ProtocolIE-ID ::= 68
 ProtocolIE-ID ::= 69
 ProtocolIE-ID ::= 70
 ProtocolIE-ID ::= 72
 ProtocolIE-ID ::= 73
 ProtocolIE-ID ::= 76
 ProtocolIE-ID ::= 77
 ProtocolIE-ID ::= 79
 ProtocolIE-ID ::= 81
 ProtocolIE-ID ::= 82
 ProtocolIE-ID ::= 83
 ProtocolIE-ID ::= 21
 ProtocolIE-ID ::= 84
 ProtocolIE-ID ::= 85
 ProtocolIE-ID ::= 86
 ProtocolIE-ID ::= 87
 ProtocolIE-ID ::= 89
 ProtocolIE-ID ::= 91
 ProtocolIE-ID ::= 93
 ProtocolIE-ID ::= 96
 ProtocolIE-ID ::= 98
 ProtocolIE-ID ::= 100
 ProtocolIE-ID ::= 105
 ProtocolIE-ID ::= 106
 ProtocolIE-ID ::= 107
 ProtocolIE-ID ::= 108
 ProtocolIE-ID ::= 112
 ProtocolIE-ID ::= 136
 ProtocolIE-ID ::= 113
 ProtocolIE-ID ::= 116
 ProtocolIE-ID ::= 117
 ProtocolIE-ID ::= 120
 ProtocolIE-ID ::= 121
 ProtocolIE-ID ::= 122
 ProtocolIE-ID ::= 123
 ProtocolIE-ID ::= 124
 ProtocolIE-ID ::= 2
 ProtocolIE-ID ::= 3
 ProtocolIE-ID ::= 4
 ProtocolIE-ID ::= 5
 ProtocolIE-ID ::= 125
 ProtocolIE-ID ::= 126
 ProtocolIE-ID ::= 127
 ProtocolIE-ID ::= 128
 ProtocolIE-ID ::= 129
 ProtocolIE-ID ::= 130
 ProtocolIE-ID ::= 131
 ProtocolIE-ID ::= 132

id-MeasurementID
 id-MessageStructure
 id-MIB-SB-SIB-InformationList-SystemInfoUpdateRqst
 id-NodeB-CommunicationContextID
 id-NeighbouringCellMeasurementInformation
 id-P-CCPCH-Information
 id-P-CCPCH-InformationItem-ResourceStatusInd
 id-P-CPICH-Information
 id-P-CPICH-InformationItem-ResourceStatusInd
 id-P-SCH-Information
 id-PCCPCH-Information-Cell-ReconfRqstTDD
 id-PCCPCH-Information-Cell-SetupRqstTDD
 id-PCH-Parameters-CTCH-ReconfRqstTDD
 id-PCH-ParametersItem-CTCH-SetupRqstFDD
 id-PCH-ParametersItem-CTCH-SetupRqstTDD
 id-PCH-Information
 id-PDSCH-Information-AddListIE-PSCH-ReconfRqst
 id-PDSCH-Information-ModifyListIE-PSCH-ReconfRqst
 id-PDSCHSets-AddList-PSCH-ReconfRqst
 id-PDSCHSets-DeleteList-PSCH-ReconfRqst
 id-PDSCHSets-ModifyList-PSCH-ReconfRqst
 id-PICH-Information
 id-PICH-Parameters-CTCH-ReconfRqstTDD
 id-PowerAdjustmentType
 id-PRACH-Information
 id-PrimaryCCPCH-Information-Cell-ReconfRqstFDD
 id-PrimaryCCPCH-Information-Cell-SetupRqstFDD
 id-PrimaryCPICH-Information-Cell-ReconfRqstFDD
 id-PrimaryCPICH-Information-Cell-SetupRqstFDD
 id-PrimarySCH-Information-Cell-ReconfRqstFDD
 id-PrimarySCH-Information-Cell-SetupRqstFDD
 id-PrimaryScramblingCode
 id-SCH-Information-Cell-ReconfRqstTDD
 id-SCH-Information-Cell-SetupRqstTDD
 id-PUSCH-Information-AddListIE-PSCH-ReconfRqst
 id-PUSCH-Information-ModifyListIE-PSCH-ReconfRqst
 id-PUSCHSets-AddList-PSCH-ReconfRqst
 id-PUSCHSets-DeleteList-PSCH-ReconfRqst
 id-PUSCHSets-ModifyList-PSCH-ReconfRqst
 id-RACH-Information
 id-RACH-ParametersItem-CTCH-SetupRqstFDD
 id-RACH-ParameterItem-CTCH-SetupRqstTDD
 id-ReportCharacteristics
 id-Reporting-Object-RL-FailureInd
 id-Reporting-Object-RL-RestoreInd
 id-RL-InformationItem-DM-Rprt
 id-RL-InformationItem-DM-Rqst
 id-RL-InformationItem-DM-Rsp
 id-RL-InformationItem-RL-AdditionRqstFDD
 id-RL-informationItem-RL-DeletionRqst
 id-RL-InformationItem-RL-FailureInd
 id-RL-InformationItem-RL-PreemptRequiredInd
 id-RL-InformationItem-RL-ReconfPrepFDD

ProtocolIE-ID ::= 133
 ProtocolIE-ID ::= 115
 ProtocolIE-ID ::= 134
 ProtocolIE-ID ::= 143
 ProtocolIE-ID ::= 455
 ProtocolIE-ID ::= 144
 ProtocolIE-ID ::= 145
 ProtocolIE-ID ::= 146
 ProtocolIE-ID ::= 147
 ProtocolIE-ID ::= 148
 ProtocolIE-ID ::= 150
 ProtocolIE-ID ::= 151
 ProtocolIE-ID ::= 155
 ProtocolIE-ID ::= 156
 ProtocolIE-ID ::= 157
 ProtocolIE-ID ::= 158
 ProtocolIE-ID ::= 161
 ProtocolIE-ID ::= 162
 ProtocolIE-ID ::= 163
 ProtocolIE-ID ::= 164
 ProtocolIE-ID ::= 165
 ProtocolIE-ID ::= 166
 ProtocolIE-ID ::= 168
 ProtocolIE-ID ::= 169
 ProtocolIE-ID ::= 170
 ProtocolIE-ID ::= 175
 ProtocolIE-ID ::= 176
 ProtocolIE-ID ::= 177
 ProtocolIE-ID ::= 178
 ProtocolIE-ID ::= 179
 ProtocolIE-ID ::= 180
 ProtocolIE-ID ::= 181
 ProtocolIE-ID ::= 183
 ProtocolIE-ID ::= 184
 ProtocolIE-ID ::= 185
 ProtocolIE-ID ::= 186
 ProtocolIE-ID ::= 187
 ProtocolIE-ID ::= 188
 ProtocolIE-ID ::= 189
 ProtocolIE-ID ::= 190
 ProtocolIE-ID ::= 196
 ProtocolIE-ID ::= 197
 ProtocolIE-ID ::= 198
 ProtocolIE-ID ::= 199
 ProtocolIE-ID ::= 200
 ProtocolIE-ID ::= 202
 ProtocolIE-ID ::= 203
 ProtocolIE-ID ::= 204
 ProtocolIE-ID ::= 205
 ProtocolIE-ID ::= 206
 ProtocolIE-ID ::= 207
 ProtocolIE-ID ::= 286
 ProtocolIE-ID ::= 208

id-RL-InformationItem-RL-ReconfRqstFDD
 id-RL-InformationItem-RL-RestoreInd
 id-RL-InformationItem-RL-SetupRqstFDD
 id-RL-InformationList-RL-AdditionRqstFDD
 id-RL-informationList-RL-DeletionRqst
 id-RL-InformationList-RL-PreemptRequiredInd
 id-RL-InformationList-RL-ReconfPrepFDD
 id-RL-InformationList-RL-ReconfRqstFDD
 id-RL-InformationList-RL-SetupRqstFDD
 id-RL-InformationResponseItem-RL-AdditionRspFDD
 id-RL-InformationResponseItem-RL-ReconfReady
 id-RL-InformationResponseItem-RL-ReconfRsp
 id-RL-InformationResponseItem-RL-SetupRspFDD
 id-RL-InformationResponseList-RL-AdditionRspFDD
 id-RL-InformationResponseList-RL-ReconfReady
 id-RL-InformationResponseList-RL-ReconfRsp
 id-RL-InformationResponseList-RL-SetupRspFDD
 id-RL-InformationResponse-RL-AdditionRspTDD
 id-RL-InformationResponse-RL-SetupRspTDD
 id-RL-Information-RL-AdditionRqstTDD
 id-RL-Information-RL-ReconfRqstTDD
 id-RL-Information-RL-ReconfPrepTDD
 id-RL-Information-RL-SetupRqstTDD
 id-RL-ReconfigurationFailureItem-RL-ReconfFailure
 id-RL-Set-InformationItem-DM-Rprt
 id-RL-Set-InformationItem-DM-Rsp
 id-RL-Set-InformationItem-RL-FailureInd
 id-RL-Set-InformationItem-RL-RestoreInd
 id-S-CCPCH-Information
 id-S-CPICH-Information
 id-SCH-Information
 id-S-SCH-Information
 id-Secondary-CCPCHListIE-CTCH-ReconfRqstTDD
 id-Secondary-CCPCH-parameterListIE-CTCH-SetupRqstTDD
 id-Secondary-CCPCH-Parameters-CTCH-ReconfRqstTDD
 id-SecondaryCPICH-InformationItem-Cell-ReconfRqstFDD
 id-SecondaryCPICH-InformationItem-Cell-SetupRqstFDD
 id-SecondaryCPICH-InformationList-Cell-ReconfRqstFDD
 id-SecondaryCPICH-InformationList-Cell-SetupRqstFDD
 id-SecondarySCH-Information-Cell-ReconfRqstFDD
 id-SecondarySCH-Information-Cell-SetupRqstFDD
 id-SegmentInformationListIE-SystemInfoUpdate
 id-SFN
 id-SignallingBearerRequestIndicator
 id-ShutdownTimer
 id-Start-Of-Audit-Sequence-Indicator
 id-Successful-RL-InformationRespItem-RL-AdditionFailureFDD
 id-Successful-RL-InformationRespItem-RL-SetupFailureFDD
 id-SyncCase
 id-SyncCaseIndicatorItem-Cell-SetupRqstTDD-PSCH
 id-T-Cell
 id-TargetCommunicationControlPortID
 id-TimeSlotConfigurationList-Cell-ReconfRqstTDD

ProtocolIE-ID ::= 209
 ProtocolIE-ID ::= 210
 ProtocolIE-ID ::= 211
 ProtocolIE-ID ::= 212
 ProtocolIE-ID ::= 213
 ProtocolIE-ID ::= 237
 ProtocolIE-ID ::= 214
 ProtocolIE-ID ::= 215
 ProtocolIE-ID ::= 216
 ProtocolIE-ID ::= 217
 ProtocolIE-ID ::= 218
 ProtocolIE-ID ::= 219
 ProtocolIE-ID ::= 220
 ProtocolIE-ID ::= 221
 ProtocolIE-ID ::= 222
 ProtocolIE-ID ::= 223
 ProtocolIE-ID ::= 224
 ProtocolIE-ID ::= 225
 ProtocolIE-ID ::= 226
 ProtocolIE-ID ::= 227
 ProtocolIE-ID ::= 228
 ProtocolIE-ID ::= 229
 ProtocolIE-ID ::= 230
 ProtocolIE-ID ::= 236
 ProtocolIE-ID ::= 238
 ProtocolIE-ID ::= 240
 ProtocolIE-ID ::= 241
 ProtocolIE-ID ::= 242
 ProtocolIE-ID ::= 247
 ProtocolIE-ID ::= 249
 ProtocolIE-ID ::= 251
 ProtocolIE-ID ::= 253
 ProtocolIE-ID ::= 257
 ProtocolIE-ID ::= 258
 ProtocolIE-ID ::= 259
 ProtocolIE-ID ::= 260
 ProtocolIE-ID ::= 261
 ProtocolIE-ID ::= 262
 ProtocolIE-ID ::= 263
 ProtocolIE-ID ::= 264
 ProtocolIE-ID ::= 265
 ProtocolIE-ID ::= 266
 ProtocolIE-ID ::= 268
 ProtocolIE-ID ::= 138
 ProtocolIE-ID ::= 269
 ProtocolIE-ID ::= 114
 ProtocolIE-ID ::= 270
 ProtocolIE-ID ::= 271
 ProtocolIE-ID ::= 274
 ProtocolIE-ID ::= 275
 ProtocolIE-ID ::= 276
 ProtocolIE-ID ::= 139
 ProtocolIE-ID ::= 277

id-TimeSlotConfigurationList-Cell-SetupRqstTDD	ProtocolIE-ID ::= 278
id-TransmissionDiversityApplied	ProtocolIE-ID ::= 279
id-TypeOfError	ProtocolIE-ID ::= 508
id-UARFCNforNt	ProtocolIE-ID ::= 280
id-UARFCNforNd	ProtocolIE-ID ::= 281
id-UARFCNforNu	ProtocolIE-ID ::= 282
id-UL-CCTrCH-InformationItem-RL-SetupRqstTDD	ProtocolIE-ID ::= 284
id-UL-CCTrCH-InformationList-RL-AdditionRqstTDD	ProtocolIE-ID ::= 285
id-UL-CCTrCH-InformationList-RL-SetupRqstTDD	ProtocolIE-ID ::= 288
id-UL-DPCH-InformationItem-RL-AdditionRqstTDD	ProtocolIE-ID ::= 289
id-UL-DPCH-InformationList-RL-SetupRqstTDD	ProtocolIE-ID ::= 291
id-UL-DPCH-Information-RL-ReconfPrepFDD	ProtocolIE-ID ::= 293
id-UL-DPCH-Information-RL-ReconfRqstFDD	ProtocolIE-ID ::= 294
id-UL-DPCH-Information-RL-SetupRqstFDD	ProtocolIE-ID ::= 295
id-Unsuccessful-RL-InformationRespItem-RL-AdditionFailureFDD	ProtocolIE-ID ::= 296
id-Unsuccessful-RL-InformationRespItem-RL-SetupFailureFDD	ProtocolIE-ID ::= 297
id-Unsuccessful-RL-InformationResp-RL-AdditionFailureTDD	ProtocolIE-ID ::= 300
id-Unsuccessful-RL-InformationResp-RL-SetupFailureTDD	ProtocolIE-ID ::= 301
id-USCH-Information-Add	ProtocolIE-ID ::= 302
id-USCH-Information-DeleteList-RL-ReconfPrepTDD	ProtocolIE-ID ::= 304
id-USCH-Information-ModifyList-RL-ReconfPrepTDD	ProtocolIE-ID ::= 306
id-USCH-InformationResponse	ProtocolIE-ID ::= 309
id-USCH-Information	ProtocolIE-ID ::= 310
id-USCH-RearrangeList-Bearer-RearrangeInd	ProtocolIE-ID ::= 141
id-Active-Pattern-Sequence-Information	ProtocolIE-ID ::= 315
id-AICH-ParametersListIE-CTCH-ReconfRqstFDD	ProtocolIE-ID ::= 316
id-AdjustmentRatio	ProtocolIE-ID ::= 317
id-AP-AICH-Information	ProtocolIE-ID ::= 320
id-AP-AICH-ParametersListIE-CTCH-ReconfRqstFDD	ProtocolIE-ID ::= 322
id-FACH-ParametersListIE-CTCH-ReconfRqstFDD	ProtocolIE-ID ::= 323
id-CauseLevel-PSCH-ReconfFailure	ProtocolIE-ID ::= 324
id-CauseLevel-RL-AdditionFailureFDD	ProtocolIE-ID ::= 325
id-CauseLevel-RL-AdditionFailureTDD	ProtocolIE-ID ::= 326
id-CauseLevel-RL-ReconfFailure	ProtocolIE-ID ::= 327
id-CauseLevel-RL-SetupFailureFDD	ProtocolIE-ID ::= 328
id-CauseLevel-RL-SetupFailureTDD	ProtocolIE-ID ::= 329
id-CDCA-ICH-Information	ProtocolIE-ID ::= 330
id-CDCA-ICH-ParametersListIE-CTCH-ReconfRqstFDD	ProtocolIE-ID ::= 332
id-Closed-Loop-Timing-Adjustment-Mode	ProtocolIE-ID ::= 333
id-CommonPhysicalChannelType-CTCH-ReconfRqstFDD	ProtocolIE-ID ::= 334
id-Compressed-Mode-Deactivation-Flag	ProtocolIE-ID ::= 335
id-CPCH-Information	ProtocolIE-ID ::= 336
id-CPCH-Parameters-CTCH-SetupRsp	ProtocolIE-ID ::= 342
id-CPCH-ParametersListIE-CTCH-ReconfRqstFDD	ProtocolIE-ID ::= 343
id-DL-CCTrCH-InformationAddList-RL-ReconfPrepTDD	ProtocolIE-ID ::= 346
id-DL-CCTrCH-InformationDeleteItem-RL-ReconfRqstTDD	ProtocolIE-ID ::= 347
id-DL-CCTrCH-InformationDeleteList-RL-ReconfPrepTDD	ProtocolIE-ID ::= 348
id-DL-CCTrCH-InformationDeleteList-RL-ReconfRqstTDD	ProtocolIE-ID ::= 349
id-DL-CCTrCH-InformationModifyItem-RL-ReconfRqstTDD	ProtocolIE-ID ::= 350
id-DL-CCTrCH-InformationModifyList-RL-ReconfPrepTDD	ProtocolIE-ID ::= 351
id-DL-CCTrCH-InformationModifyList-RL-ReconfRqstTDD	ProtocolIE-ID ::= 352
id-DL-DPCH-InformationAddListIE-RL-ReconfPrepTDD	ProtocolIE-ID ::= 353
id-DL-DPCH-InformationModify-AddListIE-RL-ReconfPrepTDD	ProtocolIE-ID ::= 355

id-DL-DPCH-InformationModify-DeleteListIE-RL-ReconfPrepTDD
 id-DL-DPCH-InformationModify-ModifyListIE-RL-ReconfPrepTDD
 id-DL-TPC-Pattern01Count
 id-DPC-Mode
 id-DPCHConstant
 id-DSCH-FDD-Common-Information
 id-EnhancedDSCHPC
 id-EnhancedDSCHPCIndicator
 id-FACH-ParametersList-CTCH-SetupRsp
 id-Limited-power-increase-information-Cell-SetupRqstFDD
 id-PCH-Parameters-CTCH-SetupRsp
 id-PCH-ParametersItem-CTCH-ReconfRqstFDD
 id-PCPCH-Information
 id-PICH-ParametersItem-CTCH-ReconfRqstFDD
 id-PRACHConstant
 id-PRACH-ParametersListIE-CTCH-ReconfRqstFDD
 id-PUSCHConstant
 id-RACH-Parameters-CTCH-SetupRsp
 id-SSDT-CellIDforEDSCHPC
 id-Synchronisation-Configuration-Cell-ReconfRqst
 id-Synchronisation-Configuration-Cell-SetupRqst
 id-Transmission-Gap-Pattern-Sequence-Information
 id-UL-CCTrCH-InformationAddList-RL-ReconfPrepTDD
 id-UL-CCTrCH-InformationDeleteItem-RL-ReconfRqstTDD
 id-UL-CCTrCH-InformationDeleteList-RL-ReconfPrepTDD
 id-UL-CCTrCH-InformationDeleteList-RL-ReconfRqstTDD
 id-UL-CCTrCH-InformationModifyItem-RL-ReconfRqstTDD
 id-UL-CCTrCH-InformationModifyList-RL-ReconfPrepTDD
 id-UL-CCTrCH-InformationModifyList-RL-ReconfRqstTDD
 id-UL-DPCH-InformationAddListIE-RL-ReconfPrepTDD
 id-UL-DPCH-InformationModify-AddListIE-RL-ReconfPrepTDD
 id-UL-DPCH-InformationModify-DeleteListIE-RL-ReconfPrepTDD
 id-UL-DPCH-InformationModify-ModifyListIE-RL-ReconfPrepTDD
 id-Unsuccessful-PDSCHSetItem-PSCH-ReconfFailureTDD
 id-Unsuccessful-PUSCHSetItem-PSCH-ReconfFailureTDD
 id-CommunicationContextInfoItem-Reset
 id-CommunicationControlPortInfoItem-Reset
 id-ResetIndicator
 id-TFCI2-Bearer-Information-RL-SetupRqstFDD
 id-TFCI2-BearerSpecificInformation-RL-ReconfPrepFDD
 id-TFCI2-BearerInformationResponse
 id-TFCI2BearerRequestIndicator
 id-TimingAdvanceApplied
 id-CFNReportingIndicator
 id-SFNReportingIndicator
 id-InnerLoopDLPCStatus
 id-TimeslotISCPInfo
 id-PICH-ParametersItem-CTCH-SetupRqstTDD
 id-PRACH-ParametersItem-CTCH-SetupRqstTDD
 id-CCTrCH-InformationItem-RL-FailureInd
 id-CCTrCH-InformationItem-RL-RestoreInd
 id-CauseLevel-SyncAdjustmntFailureTDD
 id-CellAdjustmentInfo-SyncAdjustmntRqstTDD

ProtocolIE-ID ::= 356
 ProtocolIE-ID ::= 357
 ProtocolIE-ID ::= 358
 ProtocolIE-ID ::= 450
 ProtocolIE-ID ::= 359
 ProtocolIE-ID ::= 94
 ProtocolIE-ID ::= 110
 ProtocolIE-ID ::= 111
 ProtocolIE-ID ::= 362
 ProtocolIE-ID ::= 369
 ProtocolIE-ID ::= 374
 ProtocolIE-ID ::= 375
 ProtocolIE-ID ::= 376
 ProtocolIE-ID ::= 380
 ProtocolIE-ID ::= 381
 ProtocolIE-ID ::= 383
 ProtocolIE-ID ::= 384
 ProtocolIE-ID ::= 385
 ProtocolIE-ID ::= 443
 ProtocolIE-ID ::= 393
 ProtocolIE-ID ::= 394
 ProtocolIE-ID ::= 395
 ProtocolIE-ID ::= 396
 ProtocolIE-ID ::= 397
 ProtocolIE-ID ::= 398
 ProtocolIE-ID ::= 399
 ProtocolIE-ID ::= 400
 ProtocolIE-ID ::= 401
 ProtocolIE-ID ::= 402
 ProtocolIE-ID ::= 403
 ProtocolIE-ID ::= 405
 ProtocolIE-ID ::= 406
 ProtocolIE-ID ::= 407
 ProtocolIE-ID ::= 408
 ProtocolIE-ID ::= 409
 ProtocolIE-ID ::= 412
 ProtocolIE-ID ::= 414
 ProtocolIE-ID ::= 416
 ProtocolIE-ID ::= 417
 ProtocolIE-ID ::= 418
 ProtocolIE-ID ::= 419
 ProtocolIE-ID ::= 142
 ProtocolIE-ID ::= 287
 ProtocolIE-ID ::= 6
 ProtocolIE-ID ::= 11
 ProtocolIE-ID ::= 12
 ProtocolIE-ID ::= 283
 ProtocolIE-ID ::= 167
 ProtocolIE-ID ::= 20
 ProtocolIE-ID ::= 46
 ProtocolIE-ID ::= 47
 ProtocolIE-ID ::= 420
 ProtocolIE-ID ::= 421

id-CellAdjustmentInfoItem-SyncAdjustmentRqstTDD	ProtocolIE-ID ::= 494
id-CellSyncBurstInfoList-CellSyncReconfRqstTDD	ProtocolIE-ID ::= 482
id-CellSyncBurstTransInit-CellSyncInitiationRqstTDD	ProtocolIE-ID ::= 422
id-CellSyncBurstMeasureInit-CellSyncInitiationRqstTDD	ProtocolIE-ID ::= 423
id-CellSyncBurstTransReconfiguration-CellSyncReconfRqstTDD	ProtocolIE-ID ::= 424
id-CellSyncBurstMeasReconfiguration-CellSyncReconfRqstTDD	ProtocolIE-ID ::= 425
id-CellSyncBurstTransInfoList-CellSyncReconfRqstTDD	ProtocolIE-ID ::= 426
id-CellSyncBurstMeasInfoList-CellSyncReconfRqstTDD	ProtocolIE-ID ::= 427
id-CellSyncBurstTransReconfInfo-CellSyncReconfRqstTDD	ProtocolIE-ID ::= 428
id-CellSyncInfo-CellSyncReprtTDD	ProtocolIE-ID ::= 429
id-CSBTransmissionID	ProtocolIE-ID ::= 430
id-CSBMeasurementID	ProtocolIE-ID ::= 431
id-IntStdPhCellSyncInfoItem-CellSyncReprtTDD	ProtocolIE-ID ::= 432
id-NCyclesPerSFNperiod	ProtocolIE-ID ::= 433
id-NRepetitionsPerCyclePeriod	ProtocolIE-ID ::= 434
id-SyncFrameNumber	ProtocolIE-ID ::= 437
id-SynchronisationReportType	ProtocolIE-ID ::= 438
id-SynchronisationReportCharacteristics	ProtocolIE-ID ::= 439
id-Unsuccessful-cell-InformationRespItem-SyncAdjustmntFailureTDD	ProtocolIE-ID ::= 440
id-LateEntranceCellSyncInfoItem-CellSyncReprtTDD	ProtocolIE-ID ::= 119
id-ReferenceClockAvailability	ProtocolIE-ID ::= 435
id-ReferenceSFNoffset	ProtocolIE-ID ::= 436
id-InformationExchangeID	ProtocolIE-ID ::= 444
id-InformationExchangeObjectType-InfEx-Rqst	ProtocolIE-ID ::= 445
id-InformationType	ProtocolIE-ID ::= 446
id-InformationReportCharacteristics	ProtocolIE-ID ::= 447
id-InformationExchangeObjectType-InfEx-Rsp	ProtocolIE-ID ::= 448
id-InformationExchangeObjectType-InfEx-Rprt	ProtocolIE-ID ::= 449
id-IPDLParameter-Information-Cell-ReconfRqstFDD	ProtocolIE-ID ::= 451
id-IPDLParameter-Information-Cell-SetupRqstFDD	ProtocolIE-ID ::= 452
id-IPDLParameter-Information-Cell-ReconfRqstTDD	ProtocolIE-ID ::= 453
id-IPDLParameter-Information-Cell-SetupRqstTDD	ProtocolIE-ID ::= 454
id-DL-DPCH-LCR-Information-RL-SetupRqstTDD	ProtocolIE-ID ::= 74
id-DwPCH-LCR-Information	ProtocolIE-ID ::= 78
id-DwPCH-LCR-InformationList-AuditRsp	ProtocolIE-ID ::= 90
id-DwPCH-LCR-Information-Cell-SetupRqstTDD	ProtocolIE-ID ::= 97
id-DwPCH-LCR-Information-Cell-ReconfRqstTDD	ProtocolIE-ID ::= 99
id-DwPCH-LCR-Information-ResourceStatusInd	ProtocolIE-ID ::= 101
id-maxFACH-Power-LCR-CTCH-SetupRqstTDD	ProtocolIE-ID ::= 154
id-maxFACH-Power-LCR-CTCH-ReconfRqstTDD	ProtocolIE-ID ::= 174
id-FPACH-LCR-Information	ProtocolIE-ID ::= 290
id-FPACH-LCR-Information-AuditRsp	ProtocolIE-ID ::= 292
id-FPACH-LCR-InformationList-AuditRsp	ProtocolIE-ID ::= 22
id-FPACH-LCR-InformationList-ResourceStatusInd	ProtocolIE-ID ::= 311
id-FPACH-LCR-Parameters-CTCH-SetupRqstTDD	ProtocolIE-ID ::= 312
id-FPACH-LCR-Parameters-CTCH-ReconfRqstTDD	ProtocolIE-ID ::= 314
id-PCCPCH-LCR-Information-Cell-SetupRqstTDD	ProtocolIE-ID ::= 456
id-PCH-Power-LCR-CTCH-SetupRqstTDD	ProtocolIE-ID ::= 457
id-PCH-Power-LCR-CTCH-ReconfRqstTDD	ProtocolIE-ID ::= 458
id-PICH-LCR-Parameters-CTCH-SetupRqstTDD	ProtocolIE-ID ::= 459
id-PRACH-LCR-ParametersList-CTCH-SetupRqstTDD	ProtocolIE-ID ::= 461
id-RL-InformationResponse-LCR-RL-SetupRspTDD	ProtocolIE-ID ::= 463
id-Secondary-CCPCH-LCR-parameterList-CTCH-SetupRqstTDD	ProtocolIE-ID ::= 465

id-TimeSlot
 id-TimeSlotConfigurationList-LCR-Cell-ReconfRqstTDD
 id-TimeSlotConfigurationList-LCR-Cell-SetupRqstTDD
 id-TimeslotISCP-LCR-InfoList-RL-SetupRqstTDD
 id-TimeSlotLCR-CM-Rqst
 id-UL-DPCH-LCR-Information-RL-SetupRqstTDD
 id-DL-DPCH-InformationItem-LCR-RL-AdditionRqstTDD
 id-UL-DPCH-InformationItem-LCR-RL-AdditionRqstTDD
 id-TimeslotISCP-InformationList-LCR-RL-AdditionRqstTDD
 id-DL-DPCH-LCR-InformationAddList-RL-ReconfPrepTDD
 id-DL-DPCH-LCR-InformationModify-AddList-RL-ReconfPrepTDD
 id-DL-Timeslot-LCR-InformationModify-ModifyList-RL-ReconfPrepTDD
 id-TimeslotISCPInfoList-LCR-DL-PC-RqstTDD
 id-UL-DPCH-LCR-InformationAddListIE-RL-ReconfPrepTDD
 id-UL-DPCH-LCR-InformationModify-AddList
 id-UL-TimeslotLCR-Information-RL-ReconfPrepTDD
 id-UL-SIRTarget
 id-PDSCH-AddInformation-LCR-PSCH-ReconfRqst
 id-PDSCH-AddInformation-LCR-AddListIE-PSCH-ReconfRqst
 id-PDSCH-Information-Cell-SetupRqstFDD
 id-PDSCH-Information-Cell-ReconfRqstFDD
 id-PDSCH-ModifyInformation-LCR-PSCH-ReconfRqst
 id-PDSCH-ModifyInformation-LCR-ModifyListIE-PSCH-ReconfRqst
 id-PUSCH-AddInformation-LCR-PSCH-ReconfRqst
 id-PUSCH-AddInformation-LCR-AddListIE-PSCH-ReconfRqst
 id-PUSCH-ModifyInformation-LCR-PSCH-ReconfRqst
 id-PUSCH-ModifyInformation-LCR-ModifyListIE-PSCH-ReconfRqst
 id-timeslotInfo-CellSyncInitiationRqstTDD
 id-SyncReportType-CellSyncReprtTDD
 id-Power-Local-Cell-Group-InformationItem-AuditRsp
 id-Power-Local-Cell-Group-InformationItem-ResourceStatusInd
 id-Power-Local-Cell-Group-InformationItem2-ResourceStatusInd
 id-Power-Local-Cell-Group-InformationList-AuditRsp
 id-Power-Local-Cell-Group-InformationList-ResourceStatusInd
 id-Power-Local-Cell-Group-InformationList2-ResourceStatusInd
 id-Power-Local-Cell-Group-ID
 id-PUSCH-Info-DM-Rqst
 id-PUSCH-Info-DM-Rsp
 id-PUSCH-Info-DM-Rprt
 id-InitDL-Power
 id-cellSyncBurstRepetitionPeriod
 id-ReportCharacteristicsType-OnModification
 id-SFNSFNMeasurementValueInformation
 id-SFNSFNMeasurementThresholdInformation
 id-TUTRANGPSMeasurementValueInformation
 id-TUTRANGPSMeasurementThresholdInformation
 id-Rx-Timing-Deviation-Value-LCR
 id-RL-InformationResponse-LCR-RL-AdditionRspTDD
 id-DL-PowerBalancing-Information
 id-DL-PowerBalancing-ActivationIndicator
 id-DL-PowerBalancing-UpdatedIndicator
 id-CCTrCH-Initial-DL-Power-RL-SetupRqstTDD
 id-CCTrCH-Initial-DL-Power-RL-AdditionRqstTDD

ProtocolIE-ID ::= 495
 ProtocolIE-ID ::= 466
 ProtocolIE-ID ::= 467
 ProtocolIE-ID ::= 468
 ProtocolIE-ID ::= 469
 ProtocolIE-ID ::= 470
 ProtocolIE-ID ::= 472
 ProtocolIE-ID ::= 473
 ProtocolIE-ID ::= 474
 ProtocolIE-ID ::= 475
 ProtocolIE-ID ::= 477
 ProtocolIE-ID ::= 479
 ProtocolIE-ID ::= 480
 ProtocolIE-ID ::= 481
 ProtocolIE-ID ::= 483
 ProtocolIE-ID ::= 485
 ProtocolIE-ID ::= 510
 ProtocolIE-ID ::= 486
 ProtocolIE-ID ::= 487
 ProtocolIE-ID ::= 26
 ProtocolIE-ID ::= 27
 ProtocolIE-ID ::= 488
 ProtocolIE-ID ::= 489
 ProtocolIE-ID ::= 490
 ProtocolIE-ID ::= 491
 ProtocolIE-ID ::= 492
 ProtocolIE-ID ::= 493
 ProtocolIE-ID ::= 496
 ProtocolIE-ID ::= 497
 ProtocolIE-ID ::= 498
 ProtocolIE-ID ::= 499
 ProtocolIE-ID ::= 500
 ProtocolIE-ID ::= 501
 ProtocolIE-ID ::= 502
 ProtocolIE-ID ::= 503
 ProtocolIE-ID ::= 504
 ProtocolIE-ID ::= 505
 ProtocolIE-ID ::= 506
 ProtocolIE-ID ::= 507
 ProtocolIE-ID ::= 509
 ProtocolIE-ID ::= 511
 ProtocolIE-ID ::= 512
 ProtocolIE-ID ::= 513
 ProtocolIE-ID ::= 514
 ProtocolIE-ID ::= 515
 ProtocolIE-ID ::= 516
 ProtocolIE-ID ::= 520
 ProtocolIE-ID ::= 51
 ProtocolIE-ID ::= 28
 ProtocolIE-ID ::= 29
 ProtocolIE-ID ::= 30
 ProtocolIE-ID ::= 517
 ProtocolIE-ID ::= 518

id-CCTrCH-Initial-DL-Power-RL-ReconfPrepTDD
 id-IPDLParameter-Information-LCR-Cell-SetupRqstTDD
 id-IPDLParameter-Information-LCR-Cell-ReconfRqstTDD
 id-HS-PDSCH-HS-SCCH-MaxPower-PSCH-ReconfRqst
 id-HS-PDSCH-HS-SCCH-ScramblingCode-PSCH-ReconfRqst
 id-HS-PDSCH-FDD-Code-Information-PSCH-ReconfRqst
 id-HS-SCCH-FDD-Code-Information-PSCH-ReconfRqst
 id-HS-PDSCH-TDD-Information-PSCH-ReconfRqst
 id-Add-To-HS-SCCH-Resource-Pool-PSCH-ReconfRqst
 id-Modify-HS-SCCH-Resource-Pool-PSCH-ReconfRqst
 id-Delete-From-HS-SCCH-Resource-Pool-PSCH-ReconfRqst
 id-bindingID
 id-RL-Specific-DCH-Info
 id-transportlayeraddress
 id-DelayedActivation
 id-DelayedActivationList-RL-ActivationCmdFDD
 id-DelayedActivationInformation-RL-ActivationCmdFDD
 id-DelayedActivationList-RL-ActivationCmdTDD
 id-DelayedActivationInformation-RL-ActivationCmdTDD
 id-neighbouringTDDCellMeasurementInformationLCR
 id-SYNCDLCodeId-TransInitLCR-CellSyncInitiationRqstTDD
 id-SYNCDLCodeId-MeasureInitLCR-CellSyncInitiationRqstTDD
 id-SYNCDLCodeIdTransReconfInfoLCR-CellSyncReconfRqstTDD
 id-SYNCDLCodeIdMeasReconfigurationLCR-CellSyncReconfRqstTDD
 id-SYNCDLCodeIdMeasInfoList-CellSyncReconfRqstTDD
 id-SyncDLCodeIdsMeasInfoList-CellSyncReprTDD
 id-SyncDLCodeIdThreInfoLCR
 id-NSubCyclesPerCyclePeriod-CellSyncReconfRqstTDD
 id-DwPCH-Power
 id-AccumulatedClockupdate-CellSyncReprTDD
 id-Angle-Of-Arrival-Value-LCR
 id-HSDSCH-FDD-Information
 id-HSDSCH-FDD-Information-Response
 id-HSDSCH-FDD-Information-to-Add
 id-HSDSCH-FDD-Information-to-Delete
 id-HSDSCH-Information-to-Modify
 id-HSDSCH-RNTI
 id-HSDSCH-TDD-Information
 id-HSDSCH-TDD-Information-Response
 id-HSDSCH-TDD-Information-Response-LCR
 id-HSDSCH-TDD-Information-to-Add
 id-HSDSCH-TDD-Information-to-Delete
 id-HSPDSCH-RL-ID
 id-PrimCCPCH-RSCP-DL-PC-RqstTDD
 id-Qth-Parameter
 id-PDSCH-RL-ID
 id-HSDSCH-RearrangeList-Bearer-RearrangeInd
 id-UL-Synchronisation-Parameters-LCR
 id-HSDSCH-FDD-Update-Information
 id-HSDSCH-TDD-Update-Information
 id-DL-DPCH-TimeSlotFormat-LCR-ModifyItem-RL-ReconfPrepTDD
 id-UL-DPCH-TimeSlotFormat-LCR-ModifyItem-RL-ReconfPrepTDD
 id-TDD-TPC-UplinkStepSize-LCR-RL-SetupRqstTDD

ProtocolIE-ID ::= 519
 ProtocolIE-ID ::= 41
 ProtocolIE-ID ::= 42
 ProtocolIE-ID ::= 522
 ProtocolIE-ID ::= 523
 ProtocolIE-ID ::= 524
 ProtocolIE-ID ::= 525
 ProtocolIE-ID ::= 526
 ProtocolIE-ID ::= 527
 ProtocolIE-ID ::= 528
 ProtocolIE-ID ::= 529
 ProtocolIE-ID ::= 102
 ProtocolIE-ID ::= 103
 ProtocolIE-ID ::= 104
 ProtocolIE-ID ::= 231
 ProtocolIE-ID ::= 232
 ProtocolIE-ID ::= 233
 ProtocolIE-ID ::= 234
 ProtocolIE-ID ::= 235
 ProtocolIE-ID ::= 58
 ProtocolIE-ID ::= 543
 ProtocolIE-ID ::= 544
 ProtocolIE-ID ::= 545
 ProtocolIE-ID ::= 546
 ProtocolIE-ID ::= 547
 ProtocolIE-ID ::= 548
 ProtocolIE-ID ::= 549
 ProtocolIE-ID ::= 550
 ProtocolIE-ID ::= 551
 ProtocolIE-ID ::= 552
 ProtocolIE-ID ::= 521
 ProtocolIE-ID ::= 530
 ProtocolIE-ID ::= 531
 ProtocolIE-ID ::= 532
 ProtocolIE-ID ::= 533
 ProtocolIE-ID ::= 534
 ProtocolIE-ID ::= 535
 ProtocolIE-ID ::= 536
 ProtocolIE-ID ::= 537
 ProtocolIE-ID ::= 538
 ProtocolIE-ID ::= 539
 ProtocolIE-ID ::= 540
 ProtocolIE-ID ::= 541
 ProtocolIE-ID ::= 542
 ProtocolIE-ID ::= 64
 ProtocolIE-ID ::= 66
 ProtocolIE-ID ::= 553
 ProtocolIE-ID ::= 554
 ProtocolIE-ID ::= 555
 ProtocolIE-ID ::= 556
 ProtocolIE-ID ::= 558
 ProtocolIE-ID ::= 559
 ProtocolIE-ID ::= 560

id-TDD-TPC-UplinkStepSize-LCR-RL-AdditionRqstTDD	ProtocolIE-ID ::= 561
id-TDD-TPC-DownlinkStepSize-RL-AdditionRqstTDD	ProtocolIE-ID ::= 562
id-TDD-TPC-UplinkStepSize-InformationAdd-LCR-RL-ReconfPrepTDD	ProtocolIE-ID ::= 563
id-TDD-TPC-UplinkStepSize-InformationModify-LCR-RL-ReconfPrepTDD	ProtocolIE-ID ::= 564
id-TDD-TPC-DownlinkStepSize-InformationModify-RL-ReconfPrepTDD	ProtocolIE-ID ::= 565
id-TDD-TPC-DownlinkStepSize-InformationAdd-RL-ReconfPrepTDD	ProtocolIE-ID ::= 566
id-CCTrCH-Maximum-DL-Power-RL-SetupRqstTDD	ProtocolIE-ID ::= 567
id-CCTrCH-Minimum-DL-Power-RL-SetupRqstTDD	ProtocolIE-ID ::= 568
id-CCTrCH-Maximum-DL-Power-RL-AdditionRqstTDD	ProtocolIE-ID ::= 569
id-CCTrCH-Minimum-DL-Power-RL-AdditionRqstTDD	ProtocolIE-ID ::= 570
id-CCTrCH-Maximum-DL-Power-InformationAdd-RL-ReconfPrepTDD	ProtocolIE-ID ::= 571
id-CCTrCH-Minimum-DL-Power-InformationAdd-RL-ReconfPrepTDD	ProtocolIE-ID ::= 572
id-CCTrCH-Maximum-DL-Power-InformationModify-RL-ReconfPrepTDD	ProtocolIE-ID ::= 573
id-CCTrCH-Minimum-DL-Power-InformationModify-RL-ReconfPrepTDD	ProtocolIE-ID ::= 574
id-Maximum-DL-Power-Modify-LCR-InformationModify-RL-ReconfPrepTDD	ProtocolIE-ID ::= 575
id-Minimum-DL-Power-Modify-LCR-InformationModify-RL-ReconfPrepTDD	ProtocolIE-ID ::= 576
id-DL-DPCH-LCR-InformationModify-ModifyList-RL-ReconfRqstTDD	ProtocolIE-ID ::= 577
id-CCTrCH-Maximum-DL-Power-InformationModify-RL-ReconfRqstTDD	ProtocolIE-ID ::= 578
id-CCTrCH-Minimum-DL-Power-InformationModify-RL-ReconfRqstTDD	ProtocolIE-ID ::= 579
id-Initial-DL-Power-TimeslotLCR-InformationItem	ProtocolIE-ID ::= 580
id-Maximum-DL-Power-TimeslotLCR-InformationItem	ProtocolIE-ID ::= 581
id-Minimum-DL-Power-TimeslotLCR-InformationItem	ProtocolIE-ID ::= 582
id-TransmittedCarrierPowerOfAllCodesNotUsedForHS-PDSCHOrHS-SCCHTransmission	ProtocolIE-ID ::= 587
id-HS-SICH-Reception-Quality	ProtocolIE-ID ::= 588
id-HS-SICH-Reception-Quality-Measurement-Value	ProtocolIE-ID ::= 589
id-HSSICH-Info-DM-Rprt	ProtocolIE-ID ::= 590
id-HSSICH-Info-DM-Rqst	ProtocolIE-ID ::= 591
id-HSSICH-Info-DM-Rsp	ProtocolIE-ID ::= 592
<u>id-Best-Cell-Portions-Value</u>	<u>ProtocolIE-ID ::= 593</u>
<u>id-Primary-CPICH-Usage-for-Channel-Estimation</u>	<u>ProtocolIE-ID ::= 594</u>
<u>id-Secondary-CPICH-Information-Change</u>	<u>ProtocolIE-ID ::= 595</u>
<u>id-UE-Support-Of-Dedicated-Pilots-For-Channel-Estimation</u>	<u>ProtocolIE-ID ::= 596</u>
<u>id-UE-Support-Of-Dedicated-Pilots-For-Channel-Estimation-Of-HS-DSCH</u>	<u>ProtocolIE-ID ::= 597</u>
<u>id-NumberOfReportedCellPortion</u>	<u>ProtocolIE-ID ::= 598</u>
<u>id-CellPortion-CM-Rqst</u>	<u>ProtocolIE-ID ::= 599</u>

END

3GPP TSG-RAN3 Meeting #36
 Paris, France, 19th – 23rd, May 2003

Tdoc #R3-030xxx

CR-Form-v7
CHANGE REQUEST
⌘ 25.423 CR 817 ⌘ rev 2 ⌘ Current version: 5.5.0 ⌘

For **HELP** on using this form, see bottom of this page or look at the pop-up text over the ⌘ symbols.

Proposed change affects: UICC apps ME Radio Access Network Core Network

Title:	⌘ Phase Reference Signalling Support		
Source:	⌘ Nokia		
Work item code:	⌘ TEI5	Date:	⌘ 19/05/2003
Category:	⌘ F	Release:	⌘ Rel-5
	Use <u>one</u> of the following categories: F (correction) A (corresponds to a correction in an earlier release) B (addition of feature), C (functional modification of feature) D (editorial modification) Detailed explanations of the above categories can be found in 3GPP TR 21.900 .		Use <u>one</u> of the following releases: 2 (GSM Phase 2) R96 (Release 1996) R97 (Release 1997) R98 (Release 1998) R99 (Release 1999) Rel-4 (Release 4) Rel-5 (Release 5) Rel-6 (Release 6)

Reason for change:	⌘ According to the current understanding in RAN1, the Node B is not provided with knowledge over the lub of which phase reference a certain UE is using. This problem can be avoided by introducing phase reference signalling over lub and lur. Note that the phase reference is one of <ul style="list-style-type: none"> ▪ P-CPICH ▪ one of possibly several S-CPICHs ▪ dedicated pilot as specified in 25.211. During RAN1 and RNA3 unofficial joint session, it turned out that without the measurement, in principle S-CPICH cannot be used. Thus the measurement enhancement(which has been studied under Rel-6 WI) is indeed a correction of incomplete feature. To completed Rel99 beamforming feature, Best Received Cell Portion measurement as well as other measurements for cell portion are included in this CR.
Summary of change:	⌘ Rev.1 - RL Addition is removed - Best Received Cell Portion is included in UL Signalling Transfer. - RL Parameter Update Procedure is included to indicate to SRNC to change the reference phase.

Phase reference signalling is added in Radio Link Setup, Radio Link Addition and Radio Link Reconfiguration procedures.

Consequences if not approved: ☞ RAN1 has identified the following problems if the Node B does not have knowledge of the phase reference used by a certain UE:

- Node B beam-forming is impossible without knowledge of the phase reference used by each UE.
- Proper operation of HSDPA in Rel-5 requires the suggested signalling.

Impact Analysis:

Impact assessment towards the previous version of the specification (same release):

This CR has isolated impact with the previous version of the specification. The change is limited only to the phase reference functionality.

Impact assessment towards the previous release of the specification:

This CR has no impact on previous releases because the functionality is introduced in backward compatible way.

Clauses affected: ☞ 8.2.1.2, 8.3.4.2, 8.3.7.2, 8.3.21.1, 8.3.21.2, 9.1.3.1, 9.1.4.1, 9.1.5.1, 9.1.11.1, 9.1.12.1, 9.1.16.1, 9.1.58.1, new 9.2.2.x1, new 9.2.2.x2, new 9.2.2.x3, new 9.2.2.x4, new 9.2.2.x5, new 9.2.2.x7, 9.3.3, 9.3.4, 9.3.6

Y	N
X	

Other specs affected:

<table border="1" style="margin-right: 10px;"> <tr> <td style="text-align: center;">Y</td> <td style="text-align: center;">N</td> </tr> <tr> <td style="text-align: center;">X</td> <td></td> </tr> <tr> <td></td> <td style="text-align: center;">X</td> </tr> <tr> <td></td> <td style="text-align: center;">X</td> </tr> </table>	Y	N	X			X		X	Other core specifications Test specifications O&M Specifications	☞ CR836 TS 25.433 v5.4.0 CR138 TS 25.215 v5.3.0
Y	N									
X										
	X									
	X									

Other comments: ☞

How to create CRs using this form:

Comprehensive information and tips about how to create CRs can be found at <http://www.3gpp.org/specs/CR.htm>. Below is a brief summary:

- 1) Fill out the above form. The symbols above marked ☞ contain pop-up help information about the field that they are closest to.
- 2) Obtain the latest version for the release of the specification to which the change is proposed. Use the MS Word "revision marks" feature (also known as "track changes") when making the changes. All 3GPP specifications can be downloaded from the 3GPP server under <ftp://ftp.3gpp.org/specs/> For the latest version, look for the directory name with the latest date e.g. 2001-03 contains the specifications resulting from the March 2001 TSG meetings.
- 3) With "track changes" disabled, paste the entire CR form (use CTRL-A to select it) into the specification just in front of the clause containing the first piece of changed text. Delete those parts of the specification which are not relevant to the change request.

8.3 DCH Procedures

8.3.1.2 Successful Operation

/* partly omitted */

Physical Channels Handling:

[FDD - Compressed Mode]:

[FDD - If the RADIO LINK SETUP REQUEST message includes the *Transmission Gap Pattern Sequence Information IE*, the DRNS shall store the information about the Transmission Gap Pattern Sequences to be used in the Compressed Mode Configuration. This Compressed Mode Configuration shall be valid in the DRNS until the next Compressed Mode Configuration is configured in the DRNS or the last Radio Link is deleted.]

[FDD - If the RADIO LINK SETUP REQUEST message includes the *Transmission Gap Pattern Sequence Information IE* and the *Active Pattern Sequence Information IE*, the DRNS shall use the information to activate the indicated Transmission Gap Pattern Sequence(s) in the new RL. The received *CM Configuration Change CFN IE* refers to latest passed CFN with that value. The DRNS shall treat the received *TGCFN IEs* as follows:]

- [FDD - If any received *TGCFN IE* has the same value as the received *CM Configuration Change CFN IE*, the DRNS shall consider the concerned Transmission Gap Pattern Sequence as activated at that CFN.]
- [FDD - If any received *TGCFN IE* does not have the same value as the received *CM Configuration Change CFN IE* but the first CFN after the CM Configuration Change CFN with a value equal to the *TGCFN IE* has already passed, the DRNS shall consider the concerned Transmission Gap Pattern Sequence as activated at that CFN.]
- [FDD - For all other Transmission Gap Pattern Sequences included in the *Active Pattern Sequence Information IE*, the DRNS shall activate each Transmission Gap Pattern Sequence at the first CFN after the CM Configuration Change CFN with a value equal to the *TGCFN IE* for the Transmission Gap Pattern Sequence.]

[FDD- If the *Downlink Compressed Mode Method IE* in one or more Transmission Gap Pattern Sequence is set to "SF/2" in the RADIO LINK SETUP REQUEST message, the DRNS shall include the *Transmission Gap Pattern Sequence Scrambling Code Information IE* in the RADIO LINK SETUP RESPONSE message indicating for each DL Channelisation Code whether the alternative scrambling code shall be used or not.]

[FDD - DL Code Information]:

[FDD - When more than one DL DPDCH are assigned per RL, the segmented physical channel shall be mapped on to DL DPDCHs according to [8]. When p number of DL DPDCHs are assigned to each RL, the first pair of DL Scrambling Code and FDD DL Channelisation Code Number corresponds to "*PhCH number 1*", the second to "*PhCH number 2*", and so on until the p th to "*PhCH number p*".]

[FDD – Phase Reference Handling]:

[FDD – If the RADIO LINK SETUP REQUEST message includes the *UE Support Of Dedicated Pilots For Channel Estimation IE*, the DRNC shall assume that dedicated pilots may be used for channel estimation with DCH or DSCH.]

[FDD – If the RADIO LINK SETUP REQUEST message includes the *UE Support Of Dedicated Pilots For Channel Estimation Of HS-DSCH IE*, the DRNC shall assume that dedicated pilots may be used for channel estimation with HS-DSCH.]

[FDD – If Primary CPICH shall not be used as a Phase Reference for this Radio Link, the DRNC shall include the *Primary CPICH Usage For Channel Estimation IE* set to the value "Primary CPICH shall not be used" in the RADIO LINK SETUP RESPONSE message.]

[FDD – If Secondary CPICH may be used as a Phase Reference for this Radio Link, the DRNC shall include the *Secondary CPICH Information IE* in the RADIO LINK SETUP RESPONSE message.]

General:

[FDD - If the *Propagation Delay* IE is included, the DRNS may use this information to speed up the detection of UL synchronisation on the Uu interface.]

[FDD - If the received *Limited Power Increase* IE is set to "Used", the DRNS shall, if supported, use Limited Power Increase according to ref. [10] subclause 5.2.1 for the inner loop DL power control.]

[FDD - If the RADIO LINK SETUP REQUEST message does not include the *Length of TFCI2* IE and the *Split type* IE is present with the value "Hard", then the DRNS shall assume the length of the TFCI (field 2) is 5 bits.]

[FDD - If the RADIO LINK SETUP REQUEST message includes *Split Type* IE, then the DRNS shall apply this information to the new configuration of TFCI.]

[FDD - If the RADIO LINK SETUP REQUEST message includes the *Length of TFCI2* IE, the DRNS shall apply this information to the length of TFCI(field 2).]

[TDD - If the RADIO LINK SETUP REQUEST message includes the *Maximum Number of DL Physical Channels per Timeslot* IE the DRNC shall take this value into account when allocating physical resources, otherwise the DRNC can assume that this UE capability is consistent with the other signalled UE capabilities.]

[1.28Mcps TDD - If the RADIO LINK SETUP REQUEST message includes the *Support for 8PSK* IE within the *DL Physical Channel Information* IE or *UL Physical Channel Information* IE, the DRNC shall take this into account in the specified direction when allocating physical resources, otherwise the DRNC can assume that this UE does not support 8PSK resource allocation.]

Radio Link Handling:**Diversity Combination Control:**

[FDD - The *Diversity Control Field* IE indicates for each RL except for the first RL whether the DRNS shall combine the RL with any of the other RLs or not.

- If the *Diversity Control Field* IE is set to "May" (be combined with another RL), the DRNS shall decide for any of the alternatives.
- If the *Diversity Control Field* IE is set to "Must", the DRNS shall combine the RL with one of the other RL.
- If the *Diversity Control Field* IE is set to "Must not", the DRNS shall not combine the RL with any other existing RL.

When an RL is to be combined, the DRNS shall choose which RL(s) to combine it with.]

[FDD - In the RADIO LINK SETUP RESPONSE message, the DRNC shall indicate for each RL with the Diversity Indication in the *RL Information Response* IE whether the RL is combined or not.]

- [FDD - In case of not combining with a RL previously listed in the RADIO LINK SETUP RESPONSE message or for the first RL in the RADIO LINK SETUP RESPONSE message, the DRNC shall include in the *DCH Information Response* IE in the RADIO LINK SETUP RESPONSE message the *Binding ID* IE and *Transport Layer Address* IE for the transport bearer to be established for each DCH of this RL.]
- [FDD - Otherwise in case of combining, the *RL ID* IE indicates (one of) the RL(s) previously listed in this RADIO LINK SETUP RESPONSE message with which the concerned RL is combined.]

[TDD - The DRNC shall always include in the RADIO LINK SETUP RESPONSE message both the *Transport Layer Address* IE and the *Binding ID* IE for the transport bearer to be established for each DCH, DSCH and USCH of the RL.]

In the case of a set of co-ordinated DCHs requiring a new transport bearer the *Binding ID* IE and the *Transport Layer Address* IE shall be included in the RADIO LINK SETUP RESPONSE message for only one of the DCHs in the set of co-ordinated DCHs.

[FDD-Transmit Diversity]:

[FDD - If the cell in which the RL is being set up is capable to provide Close loop Tx diversity, the DRNC shall include the *Closed Loop Timing Adjustment Mode* IE in the RADIO LINK SETUP RESPONSE message indicating the configured Closed loop timing adjustment mode of the cell.]

[FDD - When the *Diversity Mode* IE is set to "STTD", "Closed loop mode1", or "Closed loop mode2", the DRNC shall activate/deactivate the Transmit Diversity for each Radio Link in accordance with the *Transmit Diversity Indicator* IE].

DL Power Control:

[FDD - If both the *Initial DL TX Power* IE and *Uplink SIR Target* IE are included in the message, the DRNS shall use the indicated DL TX Power and Uplink SIR Target as initial value. If the value of the *Initial DL TX Power* IE is outside the configured DL TX power range, the DRNS shall apply these constrains when setting the initial DL TX power. The DRNS shall also include the configured DL TX power range defined by *Maximum DL TX Power* IE and *Minimum DL TX Power* IE in the RADIO LINK SETUP RESPONSE message. The DRNS shall not transmit with a higher power than indicated by the *Maximum DL TX Power* IE or lower than indicated by the *Minimum DL TX Power* IE on any DL DPCH of the RL except during compressed mode, when the δP_{curr} , as described in ref.[10] subclause 5.2.1.3, shall be added to the maximum DL power for the associated compressed frame.]

[FDD - If both the *Initial DL TX Power* and the *Uplink SIR Target* IEs are not included in the RADIO LINK SETUP REQUEST message, then DRNC shall determine the initial Uplink SIR Target and include it in the *Uplink SIR Target* IE in the RADIO LINK SETUP RESPONSE message.]

[TDD - The DRNC shall use the *Uplink SIR Target CCTrCH* IEs in the RADIO LINK SETUP RESPONSE message to indicate for any UL CCTrCH an Uplink SIR Target value in case this is deviating from the value included in the *Uplink SIR Target* IE specified for the Radio Link. If in any [3.84Mcps TDD - *UL CCTrCH Information* IE] [1.28Mcps TDD - *UL CCTrCH Information LCR* IE] the *Uplink SIR Target CCTrCH* IE is not included, the value of the *Uplink SIR Target* IE shall apply to the respective UL CCTrCH.]

[FDD - If the *Primary CPICH Ec/No* IE is present, the DRNC should use the indicated value when deciding the Initial DL TX Power. If the *Enhanced Primary CPICH Ec/No* IE is present, the DRNC should use the indicated value when deciding the Initial DL Tx Power.]

[TDD - If the *Primary CCPCH RSCP* IE [3.84Mcps TDD -and/or the *DL Time Slot ISCP Info* IE] [1.28Mcps TDD - and/or the *DL Time Slot ISCP Info LCR* IE] are present, the DRNC should use the indicated values when deciding the Initial DL TX Power. for the Radio Link. The DRNS shall use the indicated DL Timeslot ISCP when determining the initial DL power per timeslot as specified in [22], i.e. it shall reduce the DL TX power in those downlink timeslots of the radio link where the interference is low, and increase the DL TX power in those timeslots where the interference is high, while keeping the total downlink power in the radio link unchanged.]

[3.84 Mcps TDD - The DL TX power upper and lower limit is configured in the following way: The DRNC shall include the *Maximum DL TX Power* IE and *Minimum DL TX Power* IE in the RADIO LINK SETUP RESPONSE message. If the maximum or minimum power needs to be different for particular DCH type CCTrCHs, the DRNC shall include the value(s) for that CCTrCH in the *CCTrCH Maximum DL TX Power* IE and *CCTrCH Minimum DL TX Power* IE. The DRNS shall not transmit with a higher power than indicated by the appropriate *Maximum DL TX Power IE/CCTrCH Maximum DL TX Power* IE or lower than indicated by the appropriate *Minimum DL TX Power IE/CCTrCH Minimum DL TX Power* IE on any DL DPCH within each CCTrCH of the RL.]

[1.28 Mcps TDD - The DL TX power upper and lower limit is configured in the following way: The DRNC shall include the *Maximum DL TX Power* IE and *Minimum DL TX Power* IE in the RADIO LINK SETUP RESPONSE message. If the maximum or minimum power needs to be different for particular timeslots within a DCH type CCTrCH, the DRNC shall include the value(s) for that timeslot in the *Maximum DL TX Power* IE and *Minimum DL TX Power* IE within the *DL Timeslot Information LCR* IE. The DRNS shall not transmit with a higher power than indicated by the appropriate *Maximum DL TX Power* IE or lower than indicated by the appropriate *Minimum DL TX Power* IE on any DL DPCH within each timeslot of the RL.]

[1.28McpsTDD - If the *TSTD Support Indicator* IE is present, the DRNS shall apply this information when configuring the transmit diversity for the new radio link.]

[FDD - The DRNS shall start any DL transmission using the indicated DL TX power level (if received) or the decided DL TX power level on each DL channelisation code of a RL until UL synchronisation is

achieved on the Uu interface for the concerned RLS or Power Balancing is activated. No inner loop power control or power balancing shall be performed during this period. The DL power shall then vary according to the inner loop power control (see ref.[10] subclause 5.2.1.2) and the power control procedure (see 8.3.15).]

[TDD - The DRNS shall start any DL transmission using the decided DL TX power level on each DL channelisation code and on each Time Slot of a RL until UL synchronisation is achieved on the Uu interface for the concerned RL. No inner loop power control shall be performed during this period. Then after UL synchronisation, the DL power shall vary according to the inner loop power control (see ref. [22] subclause 4.2.3.3).]

[FDD - If the received *Inner Loop DL PC Status* IE is set to "Active", the DRNS shall activate the inner loop DL power control for all RLS. If *Inner Loop DL PC Status* IE is set to "Inactive", the DRNS shall deactivate the inner loop DL power control for all RLS according to ref. [10].]

[FDD - If the *DPC Mode* IE is present in the RADIO LINK SETUP REQUEST message, the DRNC shall apply the DPC mode indicated in the message, and be prepared that the DPC mode may be changed during the life time of the RL. If the *DPC Mode* IE is not present in the RADIO LINK SETUP REQUEST message, DPC mode 0 shall be applied (see ref. [10]).]

[FDD - If the RADIO LINK SETUP REQUEST message includes the *DL Power Balancing Information* IE and the *Power Adjustment Type* IE is set to "Common" or "Individual", the DRNS shall activate the power balancing, if activation of power balancing by the RADIO LINK SETUP REQUEST message is supported, according to subclause 8.3.15, using the *DL Power Balancing Information* IE. If the DRNS starts the DL transmission and the activation of the power balancing at the same CFN, the initial power of the power balancing i.e. P_{init} shall be set to the power level indicated by the *Initial DL TX Power* IE (if received) or the decided DL TX power level on each DL channelisation code of a RL based on the *Primary CPICH Ec/No* IE or the *Enhanced Primary CPICH Ec/No* IE.]

[FDD - If activation of power balancing by the RADIO LINK SETUP REQUEST message is supported by the DRNS, the DRNC shall include the *DL Power Balancing Activation Indicator* IE in the *RL Information Response* IE in the RADIO LINK SETUP RESPONSE message.]

Neighbouring Cell Handling:

If there are UMTS neighbouring cell(s) to the cell in which a Radio Link was established then:

- The DRNC shall include in the RADIO LINK SETUP RESPONSE message the *Neighbouring FDD Cell Information* IE and/or *Neighbouring TDD Cell Information* IE in the *Neighbouring UMTS Cell Information* IE for each neighbouring FDD cell and/or TDD cell respectively. In addition, if the information is available, the DRNC shall include in the RADIO LINK SETUP RESPONSE message the *Frame Offset* IE, *Primary CPICH Power* IE, *Cell Individual Offset* IE, *STTD Support Indicator* IE, *Closed Loop Mode1 Support Indicator* IE, *Closed Loop Mode2 Support Indicator* IE, *Coverage Indicator* IE, *Antenna Co-location Indicator* IE and *HCS Prio* IE in the *Neighbouring FDD Cell Information* IE, and the *Frame Offset* IE, *Cell Individual Offset* IE, *DPCH Constant Value* IE, the *PCCPCH Power* IE, *Coverage Indicator* IE, *Antenna Co-location Indicator* IE and *HCS Prio* IE in the *Neighbouring TDD Cell Information* IE or the *Neighbouring TDD Cell Information LCR* IE. If the *Neighbouring TDD Cell Information* IE includes the *Sync Case* IE for the set to "Case1", the DRNC shall include the *Time Slot For SCH* IE in the *Neighbouring TDD Cell Information* IE. If the *Neighbouring TDD Cell Information* IE includes *Sync Case* IE set to "Case2", the DRNC shall include the *SCH Time Slot* IE in the *Neighbouring TDD Cell Information* IE.
- If a UMTS neighbouring cell is not controlled by the same DRNC, the DRNC shall also include in the RADIO LINK SETUP RESPONSE message the *CN PS Domain Identifier* IE and/or *CN CS Domain Identifier* IE which are the identifiers of the CN nodes connected to the RNC controlling the UMTS neighbouring cell.
- If the information is available, the DRNC shall include in the RADIO LINK SETUP RESPONSE message the *DPC Mode Change Support Indicator* IE for each neighbour cell in the *Neighbouring FDD Cell Information* IE
- [FDD- The DRNC shall include the *Flexible Hard Split Support Indicator* IE if the DRNC is aware that the neighbouring cell supports *Flexible Hard Split* mode.]

- The DRNC shall include the *Cell Capability Container FDD IE*, the *Cell Capability Container TDD IE* and/or the *Cell Capability Container TDD LCR IE* if the DRNC is aware that the neighbouring cell supports any functionalities listed in 9.2.2.D, 9.2.3.1a and 9.2.3.1b.
- For the UMTS neighbouring cells which are controlled by the DRNC, the DRNC shall report in the RADIO LINK SETUP RESPONSE message the restriction state of those cells, otherwise the *Restriction StateIndicator IE* may be absent. The DRNC shall include in the RADIO LINK SETUP RESPONSE message the *Restriction StateIndicator IE* for the neighbouring cells which are controlled by the DRNC in the *Neighbouring FDD Cell Information IE*, the *Neighbouring TDD Cell Information IE* and the *Neighbouring TDD Cell Information LCR IE*.
- If available, the DRNC shall include the *SNA Information IE* for the concerned neighbouring cells in the *Neighbouring FDD Cell Information IE*, the *Neighbouring TDD Cell Information IE* and the *Neighbouring TDD Cell Information LCR IE*.

If there are GSM neighbouring cells to the cell(s) where a radio link is established, the DRNC shall include in the RADIO LINK SETUP RESPONSE message the *Neighbouring GSM Cell Information IE* for each of the GSM neighbouring cells. If available the DRNC shall include in the RADIO LINK SETUP RESPONSE message the *Cell Individual Offset IE*, and if the *Cell Individual Offset IE* alone cannot represent the value of the offset, the DRNC shall also include the *Extended GSM Cell Individual Offset IE* in the *Neighbouring GSM Cell Information IE*. If available the DRNC shall also include in the RADIO LINK SETUP RESPONSE message the *Coverage Indicator IE*, *Antenna Co-location Indicator IE* and *HCS Prio IE* in the *Neighbouring GSM Cell Information IE*. If available, the DRNC shall also include the *SNA Information IE* for the concerned neighbouring cells in the *Neighbouring GSM Cell Information IE*.

When receiving the *SNA Information IE* in the RADIO LINK SETUP RESPONSE message, the SRNC should use it to restrict cell access based on SNA information. See also [40] for a broader description of the SNA access control.

If there are GERAN neighbouring cells to the cell(s) where a radio link is established, the DRNC shall include the *GERAN Cell Capability IE* in the *Neighbouring GSM Cell Information IE* that is included in the RADIO LINK SETUP RESPONSE message for each of the GERAN cells.

If there are GERAN Iu-mode neighbouring cells to the cell(s) where a radio link is established, the DRNC shall include, if available, the *GERAN Classmark IE* in the *Neighbouring GSM Cell Information IE* that is included in the RADIO LINK SETUP RESPONSE message for each of the GERAN Iu-mode neighbouring cells. Ref. [39] defines when the transmission of the *GERAN Classmark IE* will be required at the initiation of the Relocation Preparation procedure.

[1.28Mcps TDD - Uplink Synchronisation Parameters LCR]:

[If the *Uplink Synchronisation Parameters LCR IE* is present, the DRNC shall use the indicated values of *Uplink synchronisation stepsize IE* and *Uplink synchronisation frequency IE* when evaluating the timing of the UL synchronisation.]

[1.28Mcps TDD - Uplink Timing Advance Control LCR]:

[1.28Mcps TDD - The DRNC shall include the *Uplink Timing Advance Control LCR IE* in the RADIO LINK SETUP RESPONSE message.]

General:

If the RADIO LINK SETUP REQUEST message includes the *RL Specific DCH Information IE*, the DRNC may use the transport layer address and the binding identifier received from the SRNC when establishing a transport bearer for the DCH or the set of co-ordinated DCHs.

[FDD - If the RADIO LINK SETUP REQUEST message includes the *SSDT Cell Identity IE* and the *S-Field Length IE*, the DRNS shall activate SSDT, if supported, using the *SSDT Cell Identity IE*, *S-Field Length IE* and *SSDT Cell Identity Length IE*.]

[FDD - If the RADIO LINK SETUP REQUEST message includes the *Qth Parameter IE* in addition to the *SSDT Cell Identity IE*, the DRNS shall use the *Qth Parameter IE*, if Qth signalling is supported, when SSDT is activated in the concerned new RL.]

[FDD - If the RADIO LINK SETUP REQUEST message includes the *SSDT Cell Identity for EDSCHPC* IE, the DRNS shall activate enhanced DSCH power control, if supported, using the *SSDT Cell Identity for EDSCHPC* IE and *SSDT Cell Identity Length* IE as well as *Enhanced DSCH PC* IE in accordance with ref. [10] subclause 5.2.2. If the RADIO LINK SETUP REQUEST message includes both *SSDT Cell Identity* IE and *SSDT Cell Identity for EDSCHPC* IE, then the DRNS shall ignore the *SSDT Cell Identity for EDSCHPC* IE. If the enhanced DSCH power control is activated and the *TFCI PC Support Indicator* IE is set to "TFCI PC Mode 2 Supported", the primary/secondary status determination in the enhanced DSCH power control shall be applied to the TFCI power control in DSCH hard split mode.]

[FDD - If the *DRAC Control* IE is set to "requested" in the RADIO LINK SETUP REQUEST message for at least one DCH and if the DRNS supports the DRAC, the DRNC shall include in the RADIO LINK SETUP RESPONSE message the *Secondary CCPCH Info* IE for the FACH in which the DRAC information is sent, for each Radio Link established in a cell where DRAC is active. If the DRNS does not support DRAC, the DRNC shall not provide these IEs in the RADIO LINK SETUP RESPONSE message.]

If no *D-RNTI* IE was included in the RADIO LINK SETUP REQUEST message, the DRNC shall include in the RADIO LINK SETUP RESPONSE message the *D-RNTI* IE, the *CN PS Domain Identifier* IE and/or the *CN CS Domain Identifier* IE for the CN domains (using LAC and RAC of the current cell) to which the DRNC is connected.

[FDD - If the *D-RNTI* IE was included in the RADIO LINK SETUP REQUEST message the DRNC shall include in the RADIO LINK SETUP RESPONSE message the *Primary Scrambling Code* IE, the *UL UARFCN* IE and the *DL UARFCN* IE.]

[TDD - If the *D-RNTI* IE was included in the RADIO LINK SETUP REQUEST message the DRNC shall include in the RADIO LINK SETUP RESPONSE message the *UARFCN* IE, the *Cell Parameter ID* IE and the *SCTD Indicator* IE.]

[3.84Mcps TDD - If the *D-RNTI* IE was included in the RADIO LINK SETUP REQUEST message the DRNC shall include in the RADIO LINK SETUP RESPONSE message the *Sync Case* IE and if the *Sync Case* IE is set to "Case 2", the DRNC shall also include the *SCH Time Slot* IE in the RADIO LINK SETUP RESPONSE message. If the included *Sync Case* IE is set to "Case1", the DRNC shall also include the *Time Slot For SCH* IE]

[3.84Mcps TDD - The DRNC shall include the *Secondary CCPCH Info TDD* IE in the RADIO LINK SETUP RESPONSE message if at least one *DSCH Information Response* IE or *USCH Information Response* IE is included in the message and at least one DCH is configured for the radio link. The DRNC shall also include the *Secondary CCPCH Info TDD* IE in the RADIO LINK SETUP RESPONSE message if at least one *DSCH Information Response* IE or *USCH Information Response* IE is included in the message and the SHCCH messages for this radio link will be transmitted over a different secondary CCPCH than selected by the UE from system information.]

[1.28 Mcps TDD - The DRNC shall include the *Secondary CCPCH Info TDD LCR* IE in the RADIO LINK SETUP RESPONSE message if at least one *DSCH Information Response LCR* IE or *USCH Information Response LCR* IE is included in the message and at least one DCH is configured for the radio link. The DRNC shall also include the *Secondary CCPCH Info TDD LCR* IE in the RADIO LINK SETUP RESPONSE message if at least one *DSCH Information Response LCR* IE or *USCH Information Response LCR* IE is included in the message and the SHCCH messages for this radio link will be transmitted over a different secondary CCPCH than selected by the UE from system information.]

For each Radio Link established in a cell in which at least one URA Identity is being broadcast, the DRNC shall include in the *URA Information* IE within the RADIO LINK SETUP RESPONSE message URA Information for this cell including the *URA ID* IE, the *Multiple URAs Indicator* IE indicating whether or not multiple URA Identities are being broadcast in the cell, and the *RNC-ID* IEs of all other RNCs that have at least one cell within the URA identified by the *URA ID* IE.

Depending on local configuration in the DRNS, the DRNC may include in the RADIO LINK SETUP RESPONSE message the *UTRAN Access Point Position* IE and the geographical co-ordinates of the cell, represented either by the *Cell GAI* IE or by the *Cell GA Additional Shapes* IE. If the DRNC includes the *Cell GA Additional Shapes* IE in the RADIO LINK SETUP RESPONSE message, it shall also include the *Cell GAI* IE.

If the DRNS need to limit the user rate in the uplink of a DCH due to congestion caused by the UL UTRAN Dynamic Resources (see subclause 9.2.1.79) when starting to utilise a new Radio Link, the DRNC shall

include in the RADIO LINK SETUP RESPONSE message the *Allowed UL Rate IE* in the *DCH Information Response IE* for this Radio Link.

If the DRNS need to limit the user rate in the downlink of a DCH due to congestion caused by the DL UTRAN Dynamic Resources (see subclause 9.2.1.79) when starting to utilise a new Radio Link, the DRNC shall include in the RADIO LINK SETUP RESPONSE message the *Allowed DL Rate IE* in the *DCH Information Response IE* for this Radio Link.

If the *Permanent NAS UE Identity IE* is included in the RADIO LINK SETUP REQUEST message, the DRNS shall store the information for the considered UE Context for the life-time of the UE Context.

If the RADIO LINK SETUP REQUEST message includes the *Permanent NAS UE Identity IE* and a *C-ID IE* corresponding to a cell reserved for operator use, the DRNS shall use this information to determine whether it can set up a Radio Link on this cell or not for the considered UE Context.

If the HCS priority information is available in the DRNS, it shall include the *HCS Prio IE* for each of the established RLS in the RADIO LINK SETUP RESPONSE message.

[FDD - If the accessed cell supports TFCI power control, the DRNC shall include the *TFCI PC Support Indicator IE* in the RADIO LINK SETUP RESPONSE message.]

The DRNS shall start receiving on the new RL(s) after the RLS are successfully established.

[FDD - Radio Link Set Handling]:

[FDD - The *First RLS Indicator IE* indicates if the concerned RL shall be considered part of the first RLS established towards this UE. The DRNS shall use the *First RLS Indicator IE* to determine the initial TPC pattern in the DL of the concerned RL and all RLS which are part of the same RLS, as described in [10], section 5.1.2.2.1.2.

[FDD - For each RL not having a common generation of the TPC commands in the DL with another RL, the DRNS shall assign to the RL a unique value for the *RL Set ID IE* which uniquely identifies the RL as an RL Set within the UE Context.]

[FDD - For all RLS having a common generation of the TPC commands in the DL with another RL, the DRNS shall assign to each RL the same value for the *RL Set ID IE* which uniquely identifies these RLS as members of the same RL Set within the UE Context.]

[FDD -The UL out-of-sync algorithm defined in ref. [10] shall, for each of the established RL Set(s), use the maximum value of the parameters *N_OUTSYNC_IND* and *T_RLFAILURE* that are configured in the cells supporting the radio links of the RL Set. The UL in-sync algorithm defined in [10] shall, for each of the established RL Set(s), use the minimum value of the parameters *N_INSYNC_IND* that are configured in the cells supporting the radio links of the RL Set.]

Response Message:

Upon receipt of the RADIO LINK SETUP REQUEST message, the DRNS allocates the requested type of channelisation codes and other physical channel resources for each RL and assigns a binding identifier and a transport layer address for each DCH, for each set of co-ordinated DCHs and for each DSCH [TDD - and USCH]. This information shall be sent to the SRNC in the RADIO LINK SETUP RESPONSE message when all the RLS have been successfully established.

After sending the RADIO LINK SETUP RESPONSE message the DRNS shall continuously attempt to obtain UL synchronisation on the Uu interface and start reception on the new RL.

For each RL for which the *Delayed Activation IE* is not included in the RADIO LINK SETUP REQUEST message the DRNS shall:

- [FDD - start transmission on the DL DPDCH(s) of the new RL as specified in ref. [4].]
- [TDD - start transmission on the new RL immediately as specified in ref. [4].]

For each RL for which the *Delayed Activation IE* is included in the RADIO LINK SETUP REQUEST message, the DRNS shall:

- if the *Delayed Activation IE* indicates "Separate Indication":

- not start any DL transmission for the concerned RL on the Uu interface;
- if the *Delayed Activation* IE indicates "CFN":
 - [FDD - start transmission on the DL DPDCH(s) of the new RL as specified in ref. [4], however never before the CFN indicated in the *Activation CFN* IE.]
 - [TDD - start transmission on the new RL at the CFN indicated in the *Activation CFN* IE as specified in ref. [4].]

8.3.2 Radio Link Addition

8.3.2.2 Successful Operation

/* partly omitted */

Physical Channels Handling:

[FDD-Compressed Mode]:

[FDD - If the RADIO LINK ADDITION REQUEST message includes the *Active Pattern Sequence Information* IE, the DRNS shall use the information to activate the indicated (all ongoing) Transmission Gap Pattern Sequence(s) in the new RL. The received *CM Configuration Change CFN* IE refers to the latest passed CFN with that value. The DRNS shall treat the received *TGCFN* IEs as follows:]

- [FDD - If any received *TGCFN* IE has the same value as the received *CM Configuration Change CFN* IE, the DRNS shall consider the concerned Transmission Gap Pattern Sequence as activated at that CFN.]
- [FDD - If any received *TGCFN* IE does not have the same value as the received *CM Configuration Change CFN* IE but the first CFN after the CM Configuration Change CFN with a value equal to the *TGCFN* IE has already passed, the DRNS shall consider the concerned Transmission Gap Pattern Sequence as activated at that CFN.]
- [FDD - For all other Transmission Gap Pattern Sequences included in the *Active Pattern Sequence Information* IE, the DRNS shall activate each Transmission Gap Pattern Sequence at the first CFN after the CM Configuration Change CFN with a value equal to the *TGCFN* IE for the Transmission Gap Pattern Sequence.]

FDD - If the *Active Pattern Sequence Information* IE is not included, the DRNS shall not activate the ongoing compressed mode pattern in the new RLs, but the ongoing pattern in the existing RL shall be maintained.]

[FDD - If some Transmission Gap Pattern sequences using SF/2 method are initialised in the DRNS, the DRNC shall include the *Transmission Gap Pattern Sequence Scrambling Code Information* IE in the *DL Code Information* IE in the RADIO LINK ADDITION RESPONSE message to indicate the Scrambling code change method that it selects for each channelisation code.]

[FDD-DL Code Information]:

[FDD - When more than one DL DPDCH are assigned per RL, the segmented physical channel shall be mapped on to DL DPDCHs according to [8]. When p number of DL DPDCHs are assigned to each RL, the first pair of DL Scrambling Code and FDD DL Channelisation Code Number corresponds to "*PhCH number 1*", the second to "*PhCH number 2*", and so on until the p th to "*PhCH number p*".]

[TDD - CCTrCH Handling]:

[TDD - If the *UL CCTrCH Information* IE is present, the DRNS shall configure the new UL CCTrCH(s) according to the parameters given in the message.]

[1.28Mcps TDD - If the *UL CCTrCH Information* IE includes the *TDD TPC Uplink Step Size* IE, the DRNS shall configure the uplink TPC step size according to the parameters given in the message, otherwise it shall use the step size configured in other radio link.]

[TDD - If the *DL CCTrCH Information* IE is present, the DRNS shall configure the new DL CCTrCH(s) according to the parameters given in the message.]

[TDD - If the *DL CCTrCH Information* IE includes the *TDD TPC Downlink Step Size* IE, the DRNS shall configure the downlink TPC step size according to the parameters given in the message, otherwise it shall use the step size configured in other radio link.]

[FDD – Phase Reference Handling]:

[FDD – If the RADIO LINK ADDITION REQUEST message includes the *UE Support Of Dedicated Pilots For Channel Estimation IE* the DRNC shall assume that the UE supports dedicated pilots for channel estimation with DCH or DSCH.]

[FDD – If the RADIO LINK ADDITION REQUEST message includes the *UE Support Of Dedicated Pilots For Channel Estimation Of HS-DSCH IE* the DRNC shall assume that the UE supports dedicated pilots for channel estimation with HS-DSCH.]

[FDD – If Primary CPICH shall not be used as a Phase Reference for this Radio Link, the DRNC shall include the *Primary CPICH Usage For Channel Estimation IE* set to the value "Primary CPICH shall not be used" in the RADIO LINK ADDITION RESPONSE message.]

[FDD – If Secondary CPICH may be used as a Phase Reference for this Radio Link, the DRNC shall include the *Secondary CPICH Information IE* in the RADIO LINK ADDITION RESPONSE message.]

General:

[FDD - The DRNS shall use the provided Uplink SIR Target value as the current target for the inner-loop power control.]

Radio Link Handling:

Diversity Combination Control:

The *Diversity Control Field IE* indicates for each RL whether the DRNS shall combine the new RL with existing RL(s) or not on the Iur.

- If the *Diversity Control Field IE* is set to "May" (be combined with another RL), the DRNS shall decide for any of the alternatives.
- If the *Diversity Control Field IE* is set to "Must", the DRNS shall combine the RL with one of the other RL. When a new RL is to be combined the DRNS shall choose which RL(s) to combine it with.
- If the *Diversity Control Field IE* is set to "Must not", the DRNS shall not combine the RL with any other existing RL.

In the case of not combining a RL with a RL established with a previous Radio Link Setup or Radio Link Addition Procedure or a RL previously listed in the RADIO LINK ADDITION RESPONSE message, the DRNC shall indicate with the Diversity Indication in the *RL Information Response IE* in the RADIO LINK ADDITION RESPONSE message that no combining is done. In this case the DRNC shall include in the *DCH Information Response IE* both the *Transport Layer Address IE* and the *Binding ID IE* for the transport bearer to be established for each DCH of the RL in the RADIO LINK ADDITION RESPONSE message.

In the case of combining with a RL established with a previous Radio Link Setup or Radio Link Addition Procedure or with a RL previously listed in this RADIO LINK ADDITION RESPONSE message, the DRNC shall indicate with the Diversity Indication in the *RL Information Response IE* in the RADIO LINK ADDITION RESPONSE message that the RL is combined. In this case, the *RL ID IE* indicates (one of) the previously established RL(s) or a RL previously listed in this RADIO LINK ADDITION RESPONSE message with which the new RL is combined.

[TDD - The DRNC shall always include in the RADIO LINK ADDITION RESPONSE message both the *Transport Layer Address IE* and the *Binding ID IE* for the transport bearer to be established for each DSCH and USCH of the RL.]

In the case of a set of co-ordinated DCHs, the DRNC shall include in the RADIO LINK ADDITION RESPONSE message the *Binding ID IE* and the *Transport Layer Address IE* for only one of the DCHs in the set of co-ordinated DCHs.

If the DRNS needs to limit the user rate in the uplink of a DCH due to congestion caused by the UL UTRAN Dynamic Resources (see subclause 9.2.1.79) when starting to utilise a new Radio Link, the DRNC shall include in the RADIO LINK ADDITION RESPONSE message the *Allowed UL Rate IE* in the *DCH Information Response IE* for this Radio Link.

If the DRNS needs to limit the user rate in the downlink of a DCH due to congestion caused by the DL UTRAN Dynamic Resources (see subclause 9.2.1.79) when starting to utilise a new Radio Link, the DRNC

shall include in the RADIO LINK ADDITION RESPONSE message the *Allowed DL Rate* IE in the *DCH Information Response* IE for this Radio Link.

[FDD-Transmit Diversity]:

The DRNS shall activate any feedback mode diversity according to the received settings.

[FDD - If the cell in which the RL is being added is capable to provide Close loop Tx diversity, the DRNC shall indicate the Closed loop timing adjustment mode of the cell by including the *Closed Loop Timing Adjustment Mode* IE in the RADIO LINK ADDITION RESPONSE message.]

[FDD - When the *Transmit Diversity Indicator* IE is present the DRNS shall activate/deactivate the Transmit Diversity for each new Radio Link in accordance with the *Transmit Diversity Indicator* IE using the diversity mode of the existing Radio Link(s).]

/* partly omitted */

8.3.4 Synchronised Radio Link Reconfiguration Preparation

8.3.4.2 Successful Operation

/ partly omitted */*

[1.28Mcps TDD - Uplink Synchronisation Parameters LCR]:

[1.28Mcps TDD -If the *Uplink Synchronisation Parameters LCR* IE is present, the DRNC shall use the indicated values of *Uplink synchronisation stepsize* IE and *Uplink synchronisation frequency* IE when evaluating the timing of the UL synchronisation.]

[1.28Mcps TDD - Uplink Timing Advance Control LCR]:

[1.28Mcps TDD - The DRNC shall include the *Uplink Timing Advance Control LCR* IE in the RADIO LINK RECONFIGURATION READY message, if the Uplink Timing Advance Control parameters have been changed.]

[TDD] DSCH RNTI Addition/Deletion

[TDD - If the RADIO LINK RECONFIGURATION PREPARE message includes the PDSCH RL ID IE, then the DRNS shall use it as the new RL identifier for PDSCH and PUSCH..]

- [TDD - If the indicated PDSCH RL ID is in the DRNS and there was no DSCH-RNTI allocated to the UE Context, the DRNC shall allocate a DSCH-RNTI to the UE Context and include the DSCH-RNTI IE in the RADIO LINK RECONFIGURATION READY message.]
- [TDD - If the indicated PDSCH RL ID is in the DRNS and there was a DSCH-RNTI allocated to the UE Context, the DRNC shall allocate a new DSCH-RNTI to the UE Context, release the old DSCH-RNTI and include the DSCH-RNTI IE in the RADIO LINK RECONFIGURATION READY message.]
- [TDD - If the indicated PDSCH RL ID is not in the DRNS and there was a DSCH-RNTI allocated to the UE Context, the DRNC shall release this DSCH-RNTI.]

[TDD - If the RADIO LINK RECONFIGURATION PREPARE message includes a DSCHs to Delete IE and/or a USCHs to Delete IE which results in the deletion of all DSCH and USCH resources for the UE Context, then the DRNC shall release the DSCH-RNTI allocated to the UE Context, if there was one.]

[FDD – Phase Reference Handling]:

[FDD – If the RADIO LINK RECONFIGURATION PREPARE message includes the *UE Support Of Dedicated Pilots For Channel Estimation* IE, the DRNC shall assume that dedicated pilots may be used for channel estimation with DCH or DSCH.]

[FDD – If the RADIO LINK RECONFIGURATION PREPARE message includes the *UE Support Of Dedicated Pilots For Channel Estimation Of HS-DSCH* IE, the DRNC shall assume that dedicated pilots may be used for channel estimation with HS-DSCH.]

[FDD – If Primary CPICH usage for channel estimation information has been reconfigured, the DRNC shall include the *Primary CPICH Usage For Channel Estimation* IE in the RADIO LINK RECONFIGURATION READY message.]

[FDD – If Secondary CPICH information for channel estimation has been reconfigured, the DRNC shall include the *Secondary CPICH Information Change* IE in the RADIO LINK RECONFIGURATION READY message.]

General

If the requested modifications are allowed by the DRNC and the DRNC has successfully reserved the required resources for the new configuration of the Radio Link(s), it shall respond to the SRNC with the RADIO LINK RECONFIGURATION READY message. When this procedure has been completed successfully there exists a Prepared Reconfiguration, as defined in subclause 3.1.

If the RADIO LINK RECONFIGURATION PREPARE message includes the *Transport Layer Address* IE and *Binding ID* IE in the *DSCHs To Modify* IE, *DSCHs To Add* IE, [TDD - *USCHs To Modify* IE, *USCHs To Add* IE], *HS-DSCH To Modify* IE, *HS-DSCH To Add* IE or in the *RL Specific DCH Information* IEs, the DRNC may use the transport layer address and the binding identifier received from the SRNC when establishing a transport bearer for any Transport

Channel or HS-DSCH MAC-d flow being added, or any Transport Channel or HS-DSCH MAC-d flow being modified for which a new transport bearer was requested with the *Transport Bearer Request Indicator* IE.

The DRNC shall include the *Transport Layer Address* IE and the *Binding ID* IE in the *DCH Information Response* IE for any Transport Channel or HS-DSCH MAC-d flow being added, or any Transport Channel or HS-DSCH MAC-d flow being modified for which a new transport bearer was requested with the *Transport Bearer Request Indicator* IE. In the case of a set of co-ordinated DCHs requiring a new transport bearer on the Iur interface, the *Transport Layer Address* IE and the *Binding ID* IE in the *DCH Information Response* IE shall be included for only one of the DCHs in the set of co-ordinated DCHs.

In the case of a Radio Link being combined with another Radio Link within the DRNS, the *Transport Layer Address* IE and the *Binding ID* IE in the *DCH Information Response* IE shall be included for only one of the combined Radio Links.

Any allowed rate for the uplink of a modified DCH provided for the old configuration will not be valid for the new configuration. If the DRNS needs to limit the user rate in the uplink of a DCH due to congestion caused by the UL UTRAN Dynamic Resources (see subclause 9.2.1.79) in the new configuration for a Radio Link, the DRNC shall include in the RADIO LINK RECONFIGURATION READY message the *Allowed UL Rate* IE in the *DCH Information Response* IE for this Radio Link.

Any allowed rate for the downlink of a modified DCH provided for the old configuration will not be valid for the new configuration. If the DRNS needs to limit the user rate in the downlink of a DCH due to congestion caused by the DL UTRAN Dynamic Resources (see subclause 9.2.1.79) in the new configuration for a Radio Link, the DRNC shall include in the RADIO LINK RECONFIGURATION READY message the *Allowed DL Rate* IE in the *DCH Information Response* IE for this Radio Link.

The DRNS decides the maximum and minimum SIR for the uplink of the Radio Link(s) and the DRNC shall include in the RADIO LINK RECONFIGURATION READY message the *Maximum Uplink SIR* IE and *Minimum Uplink SIR* IE for each Radio Link when these values are changed.

[FDD - If the DL TX power upper or lower limit has been re-configured, the DRNC shall include in the RADIO LINK RECONFIGURATION READY message the *Maximum DL TX Power* IE and *Minimum DL TX Power* IE respectively. The DRNS shall not transmit with a higher power than indicated by the *Maximum DL TX Power* IE or lower than indicated by the *Minimum DL TX Power* IE on any DL DPCH of the RL -except during compressed mode, when the δP_{curr} , as described in ref.[10] subclause 5.2.1.3, shall be added to the maximum DL power for the associated compressed frame.]

[3.84 Mcps TDD - If the DL TX power upper or lower limit has been re-configured, the DRNC shall include the new value(s) in the *Maximum DL TX Power* IE and *Minimum DL TX Power* IE in the RADIO LINK RECONFIGURATION READY message. If the maximum or minimum power needs to be different for particular DCH type CCTrCHs, the DRNC shall include the new value(s) for that CCTrCH in the *CCTrCH Maximum DL TX Power* IE and *CCTrCH Minimum DL TX Power*. The DRNS shall not transmit with a higher power than indicated by the appropriate *Maximum DL TX Power* IE/*CCTrCH Maximum DL TX Power* IE or lower than indicated by the appropriate *Minimum DL TX Power* IE/*CCTrCH Minimum DL TX Power* IE on any DL DPCH within each CCTrCH of the RL.]

[1.28 Mcps TDD - If the DL TX power upper or lower limit has been re-configured, the DRNC shall include the new value(s) in the *Maximum DL TX Power* IE and *Minimum DL TX Power* IE in the RADIO LINK RECONFIGURATION READY message. If the maximum or minimum power needs to be different for particular timeslots within a DCH type CCTrCH, the DRNC shall include the new value(s) for that timeslot in the *Maximum DL TX Power* IE and *Minimum DL TX Power* within the *DL Timeslot Information LCR* IE. The DRNS shall not transmit with a higher power than indicated by the appropriate *Maximum DL TX Power* IE or lower than indicated by the appropriate *Minimum DL TX Power* IE on any DL DPCH within each timeslot of the RL.]

[TDD - If the *Primary CCPCH RSCP* IE and/or the [3.84Mcps TDD - *DL Time Slot ISCP Info* IE][1.28Mcps TDD - *DL Time Slot ISCP Info LCR* IE] are present, the DRNC should use the indicated values when deciding the Initial DL TX Power.]

8.3.7 Unsynchronised Radio Link Reconfiguration

8.3.7.2 Successful Operation

/ partly omitted */*

DL Power Control:

[FDD - If the RADIO LINK RECONFIGURATION REQUEST message includes the *DL Reference Power Information* IE and the power balancing is active, the DRNS shall update the reference power of the power balancing in the indicated RL(s), if updating of power balancing parameters by the RADIO LINK RECONFIGURATION REQUEST message is supported, using the *DL Reference Power Information* IE in the RADIO LINK RECONFIGURATION REQUEST message. The updated reference power shall be used from the next adjustment period.]

[FDD - If updating of power balancing parameters by the RADIO LINK RECONFIGURATION REQUEST message is supported by the DRNS, the DRNC shall include the *DL Power Balancing Updated Indicator* IE in the *RL Information Response* IE for each affected RL in the RADIO LINK RECONFIGURATION RESPONSE message.]

[1.28Mcps TDD - Uplink Synchronisation Parameters LCR]:

[1.28Mcps TDD - If the *Uplink Synchronisation Parameters LCR* IE is present, the DRNC shall use the indicated values of *Uplink synchronisation stepsize* IE and *Uplink synchronisation frequency* IE when evaluating the timing of the UL synchronisation.]

[1.28Mcps TDD - Uplink Timing Advance Control LCR]:

[1.28Mcps TDD - The DRNC shall include the *Uplink Timing Advance Control LCR* IE in the RADIO LINK RECONFIGURATION RESPONSE message, if the Uplink Timing Advance Control parameters have been changed.]

[FDD – Phase Reference Handling]:

[FDD – If the RADIO LINK RECONFIGURATION REQUEST message includes the *UE Support Of Dedicated Pilots For Channel Estimation* IE, the DRNC shall assume that dedicated pilots may be used for channel estimation with DCH or DSCH.]

[FDD – If the RADIO LINK RECONFIGURATION REQUEST message includes the *UE Support Of Dedicated Pilots For Channel Estimation Of HS-DSCH* IE, the DRNC shall assume that dedicated pilots may be used for channel estimation with HS-DSCH.]

General:

If the requested modifications are allowed by the DRNS, and if the DRNS has successfully allocated the required resources and changed to the new configuration, the DRNC shall respond to the SRNC with the RADIO LINK RECONFIGURATION RESPONSE message.

If the RADIO LINK RECONFIGURATION REQUEST message includes the *RL Specific DCH Information* IE, the DRNC may use the transport layer address and the binding identifier received from the SRNC when establishing a transport bearer for any Transport Channel being added, or any Transport Channel being modified for which a new transport bearer was requested with the *Transport Bearer Request Indicator* IE.

The DRNC shall include the *Transport Layer Address* IE and the *Binding ID* IE in the *DCH Information Response* IE for any Transport Channel being added, or any Transport Channel being modified for which a new transport bearer was requested with the *Transport Bearer Request Indicator* IE. The detailed frame protocol handling during transport bearer replacement is described in [4], subclause 5.10.1.

In the case of a set of co-ordinated DCHs requiring a new transport bearer on the Iur interface, the DRNC shall include the *Transport Layer Address* IE and the *Binding ID* IE in the *DCH Information Response* IE only for one of the DCHs in the set of co-ordinated DCHs.

In the case of a Radio Link being combined with another Radio Link within the DRNS, the DRNC shall include the *Transport Layer Address* IE and the *Binding ID* IE in the *DCH Information Response* IE in the RADIO LINK RECONFIGURATION RESPONSE message for only one of the combined Radio Links.

Any allowed rate for the uplink of a modified DCH provided for the old configuration will not be valid for the new configuration. If the DRNS needs to limit the user rate in the uplink of a DCH due to congestion caused by the UL UTRAN Dynamic Resources (see subclause 9.2.1.79) in the new configuration for a Radio Link, the DRNC shall include in the RADIO LINK RECONFIGURATION RESPONSE message the *Allowed UL Rate IE* in the *DCH Information Response IE* for this Radio Link.

Any allowed rate for the downlink of a modified DCH provided for the old configuration will not be valid for the new configuration. If the DRNS needs to limit the user rate in the downlink of a DCH due to congestion caused by the DL UTRAN Dynamic Resources (see subclause 9.2.1.79) in the new configuration for a Radio Link, the DRNC shall include in the RADIO LINK RECONFIGURATION RESPONSE message the *Allowed DL Rate IE* in the *DCH Information Response IE* for this Radio Link.

The DRNS decides the maximum and minimum SIR for the uplink of the Radio Link(s), and the DRNC shall include in the RADIO LINK RECONFIGURATION RESPONSE message the *Maximum Uplink SIR IE* and *Minimum Uplink SIR IE* for each Radio Link when these values are changed.

[FDD - If the DL TX power upper or lower limit has been re-configured, the DRNC shall include the new value(s) in the *Maximum DL TX Power IE* and *Minimum DL TX Power IE* in the RADIO LINK RECONFIGURATION RESPONSE message. The DRNS shall not transmit with a higher power than indicated by the *Maximum DL TX Power IE* or lower than indicated by the *Minimum DL TX Power IE* on any DL DPCH of the RL except during compressed mode, when the δP_{curr} , as described in ref.[10] subclause 5.2.1.3, shall be added to the maximum DL power for the associated compressed frame.]

[3.84 Mcps TDD - If the DL TX power upper or lower limit has been re-configured, the DRNC shall include the new value(s) in the *Maximum DL TX Power IE* and *Minimum DL TX Power IE* in the RADIO LINK RECONFIGURATION RESPONSE message. If the maximum or minimum power needs to be different for particular DCH type CCHs, the DRNC shall include the new value(s) for that CCH in the *CCH Maximum DL TX Power IE* and *CCH Minimum DL TX Power IE*. The DRNS shall not transmit with a higher power than indicated by the appropriate *Maximum DL TX Power IE/CCH Maximum DL TX Power IE* or lower than indicated by the appropriate *Minimum DL TX Power IE/CCH Minimum DL TX Power IE* on any DL DPCH within each CCH of the RL.]

[1.28 Mcps TDD - If the DL TX power upper or lower limit has been re-configured, the DRNC shall include the new value(s) in the *Maximum DL TX Power IE* and *Minimum DL TX Power IE* in the RADIO LINK RECONFIGURATION RESPONSE message. If the maximum or minimum power needs to be different for particular timeslots within a DCH type CCH, the DRNC shall include the new value(s) for that timeslot in the *Maximum DL TX Power IE* and *Minimum DL TX Power IE* within the *DL Timeslot Information LCR IE*. The DRNS shall not transmit with a higher power than indicated by the appropriate *Maximum DL TX Power IE* or lower than indicated by the appropriate *Minimum DL TX Power IE* on any DL DPCH within each timeslot of the RL.]

8.3.21 Radio Link Parameter Update

8.3.21.1 General

The Radio Link Parameter Update procedure is executed by the DRNS to update parameters related to HS-DSCH on a radio link for a UE-UTRAN connection [or to update phase reference on a list of the radio links](#).

This procedure shall use the signalling bearer connection for the relevant UE context.

The Radio Link Parameter Update procedure shall not be initiated if a Prepared Reconfiguration exists, as defined in subclause 3.1.

8.3.21.2 Successful Operation

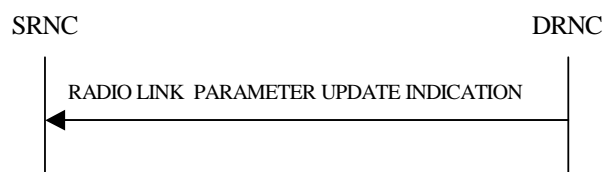


Figure 26E: Radio Link Parameter Update Indication, Successful Operation

The Radio Link Parameter Update procedure is initiated by the DRNS by sending the RADIO LINK PARAMETER UPDATE INDICATION message to the SRNC.

HS-DSCH related Parameter(s) Updating:

[If RADIO LINK PARAMETER UPDATE INDICATION message is used to update the parameters related to HS-DSCH, it contains](#) suggested value(s) of the HS-DSCH related parameter(s) that should be reconfigured on the radio link.

If DRNS needs to update HS-DSCH related parameters, DRNS shall initiate RADIO LINK PARAMETER UPDATE INDICATION message including [FDD - *HS-DSCH FDD Update Information IE*] [TDD - *HS-DSCH TDD Update Information IE*].

If DRNS needs to allocate new HS-SCCH Codes, DRNS shall initiate RADIO LINK PARAMETER UPDATE INDICATION message including *HS-SCCH Code Change Indicator IE*.

[FDD - If DRNS needs to update the CQI Feedback Cycle *k*, CQI Repetition Factor, ACK-NACK Repetition Factor, CQI Power Offset, ACK Power Offset and/or NACK Power Offset, DRNS shall initiate RADIO LINK PARAMETER UPDATE INDICATION message including *CQI Feedback Cycle k IE*, *CQI Repetition Factor IE*, *ACK-NACK Repetition Factor IE*, *CQI Power Offset IE*, *ACK Power Offset IE* and/or *NACK Power Offset IE*.]

FDD – Phase Reference Handling:

[\[FDD – If DRNS needs to update phase reference for the channel estimation for one or several Radio Links, the DRNC shall initiate RADIO LINK PARAMETER UPDATE INDICATION message including *Phase Reference Update Information IE* for the concerned RL\(s\).\]](#)

8.3.21.3 Abnormal Conditions

-

9.1.3 RADIO LINK SETUP REQUEST

9.1.3.1 FDD Message

IE/Group Name	Presence	Range	IE Type and Reference	Semantics Description	Criticality	Assigned Criticality
Message Type	M		9.2.1.40		YES	reject
Transaction ID	M		9.2.1.59		–	
SRNC-ID	M		RNC-ID 9.2.1.50		YES	reject
S-RNTI	M		9.2.1.53		YES	reject
D-RNTI	O		9.2.1.24		YES	reject
Allowed Queuing Time	O		9.2.1.2		YES	reject
UL DPCH Information		1			YES	reject
>UL Scrambling Code	M		9.2.2.53		–	
>Min UL Channelisation Code Length	M		9.2.2.25		–	
>Max Number of UL DPDCHs	C – CodeLen		9.2.2.24		–	
>Puncture Limit	M		9.2.1.46	For the UL.	–	
>TFCS	M		TFCS for the UL 9.2.1.63		–	
>UL DPCH Slot Format	M		9.2.2.52		–	
>Uplink SIR Target	O		Uplink SIR 9.2.1.69		–	
>Diversity mode	M		9.2.2.8		–	
>SSDT Cell Identity Length	O		9.2.2.41		–	
>S Field Length	O		9.2.2.36		–	
>DPC Mode	O		9.2.2.12A		YES	reject
DL DPCH Information		1			YES	reject
>TFCS	M		TFCS for the DL. 9.2.1.63		–	
>DL DPCH Slot Format	M		9.2.2.9		–	
>Number of DL Channelisation Codes	M		9.2.2.26A		–	
>TFCI Signalling Mode	M		9.2.2.46		–	
>TFCI Presence	C- SlotFormat		9.2.1.55		–	
>Multiplexing Position	M		9.2.2.26		–	
>Power Offset Information		1			–	
>>PO1	M		Power Offset 9.2.2.30	Power offset for the TFCI bits.	–	
>>PO2	M		Power Offset 9.2.2.30	Power offset for the TPC bits.	–	
>>PO3	M		Power Offset 9.2.2.30	Power offset for the pilot bits.	–	
>FDD TPC Downlink Step Size	M		9.2.2.16		–	
>Limited Power Increase	M		9.2.2.21A		–	
>Inner Loop DL PC Status	M		9.2.2.21a		–	
>Split Type	O		9.2.2.39a		YES	reject
>Length of TFCI2	O		9.2.2.21C		YES	reject
DCH Information	M		DCH FDD Information 9.2.2.4A		YES	reject
DSCH Information	O		DSCH FDD Information		YES	reject

IE/Group Name	Presence	Range	IE Type and Reference	Semantics Description	Criticality	Assigned Criticality
RL Information		<i>1...<maxnoofRLs></i>	9.2.2.13A		EACH	notify
>RL ID	M		9.2.1.49		–	
>C-ID	M		9.2.1.6		–	
>First RLS Indicator	M		9.2.2.16A		–	
>Frame Offset	M		9.2.1.30		–	
>Chip Offset	M		9.2.2.1		–	
>Propagation Delay	O		9.2.2.33		–	
>Diversity Control Field	C – NotFirstRL		9.2.1.20		–	
>Initial DL TX Power	O		DL Power 9.2.1.21A		–	
>Primary CPICH Ec/No	O		9.2.2.32		–	
>SSDT Cell Identity	O		9.2.2.40		–	
>Transmit Diversity Indicator	C – Diversity mode		9.2.2.48		–	
>SSDT Cell Identity for EDSCHPC	C-EDSCHPC		9.2.2.40A		YES	ignore
>Enhanced Primary CPICH Ec/No	O		9.2.2.13I		YES	ignore
>RL Specific DCH Information	O		9.2.1.49A		YES	ignore
>Delayed Activation	O		9.2.1.19Aa		YES	reject
>Qth Parameter	O		9.2.2.34a		YES	ignore
Transmission Gap Pattern Sequence Information	O		9.2.2.47A		YES	reject
Active Pattern Sequence Information	O		9.2.2.A		YES	reject
Permanent NAS UE Identity	O		9.2.1.73		YES	ignore
DL Power Balancing Information	O		9.2.2.10A		YES	ignore
HS-DSCH Information	O		HS-DSCH FDD Information 9.2.2.19a		YES	reject
HS-PDSCH RL ID	C – InfoHSDSCH		RL ID 9.2.1.49		YES	reject
UE Support Of Dedicated Pilots For Channel Estimation	O		9.2.2.x1		YES	ignore
UE Support Of Dedicated Pilots For Channel Estimation Of HS-DSCH	O		9.2.2.x2		YES	ignore

Condition	Explanation
CodeLen	The IE shall be present if <i>Min UL Channelisation Code length</i> IE equals to 4
SlotFormat	The IE shall be present if the <i>DL DPCH Slot Format</i> IE is equal to any of the values from 12 to 16.
NotFirstRL	The IE shall be present if the RL is not the first one in the <i>RL Information</i> IE.
Diversity mode	The IE shall be present if <i>Diversity Mode</i> IE in <i>UL DPCH Information</i> IE is not equal to "none".
EDSCHPC	This IE shall be present if <i>Enhanced DSCH PC</i> IE is present in the <i>DSCH Information</i> IE.
InfoHSDSCH	This IE shall be present if <i>HS-DSCH Information</i> IE is present.

Range bound	Explanation
<i>maxnoofRLs</i>	Maximum number of RLs for one UE.

9.1.4 RADIO LINK SETUP RESPONSE

9.1.4.1 FDD Message

IE/Group Name	Presence	Range	IE Type and Reference	Semantics Description	Criticality	Assigned Criticality
Message Type	M		9.2.1.40		YES	reject
Transaction ID	M		9.2.1.59		–	
D-RNTI	O		9.2.1.24		YES	ignore
CN PS Domain Identifier	O		9.2.1.12		YES	ignore
CN CS Domain Identifier	O		9.2.1.11		YES	ignore
RL Information Response		<i>1..<maxno ofRLs></i>			EACH	ignore
>RL ID	M		9.2.1.49		–	
>RL Set ID	M		9.2.2.35		–	
>URA Information	O		9.2.1.70B		–	
>SAI	M		9.2.1.52		–	
>Cell GAI	O		9.2.1.5A		–	
>UTRAN Access Point Position	O		9.2.1.70A		–	
>Received Total Wide Band Power	M		9.2.2.35A		–	
>Secondary CCPCH Info	O		9.2.2.37B		–	
>DL Code Information	M		FDD DL Code Information 9.2.2.14A		–	
>CHOICE <i>Diversity Indication</i>	M				–	
>> <i>Combining</i>					–	
>>>RL ID	M		9.2.1.49	Reference RL ID for the combining	–	
>>>DCH Information Response	O		9.2.1.16A		YES	ignore
>> <i>Non Combining or First RL</i>					–	
>>>DCH Information Response	M		9.2.1.16A		–	
>SSDT Support Indicator	M		9.2.2.43		–	
>Maximum Uplink SIR	M		Uplink SIR 9.2.1.69		–	
>Minimum Uplink SIR	M		Uplink SIR 9.2.1.69		–	
>Closed Loop Timing Adjustment Mode	O		9.2.2.3A		–	
>Maximum Allowed UL Tx Power	M		9.2.1.35		–	
>Maximum DL TX Power	M		DL Power 9.2.1.21A		–	
>Minimum DL TX Power	M		DL Power 9.2.1.21A		–	
>Primary Scrambling Code	O		9.2.1.45		–	
>UL UARFCN	O		UARFCN 9.2.1.66	Corresponds to Nu in ref. [6]	–	
>DL UARFCN	O		UARFCN 9.2.1.66	Corresponds to Nd in ref. [6]	–	
>Primary CPICH Power	M		9.2.1.44		–	
>DSCH Information Response	O		DSCH FDD Information		YES	ignore

IE/Group Name	Presence	Range	IE Type and Reference	Semantics Description	Criticality	Assigned Criticality
			Response 9.2.2.13B			
>Neighbouring UMTS Cell Information	O		9.2.1.41A		–	
>Neighbouring GSM Cell Information	O		9.2.1.41C		–	
>PC Preamble	M		9.2.2.27a		–	
>SRB Delay	M		9.2.2.39A		–	
>Cell GA Additional Shapes	O		9.2.1.5B		YES	ignore
>DL Power Balancing Activation Indicator	O		9.2.2.10B		YES	ignore
>HS-DSCH Information Response	O		HS-DSCH FDD Information Response 9.2.2.19b		YES	ignore
>TFCI PC Support Indicator	O		9.2.2.46A		YES	ignore
>HCS Prio	O		9.2.1.30N		YES	ignore
>Primary CPICH Usage For Channel Estimation	O		9.2.2.x3		YES	ignore
>Secondary CPICH Information	O		9.2.2.x4		YES	ignore
Uplink SIR Target	O		Uplink SIR 9.2.1.69		YES	ignore
Criticality Diagnostics	O		9.2.1.13		YES	ignore
DSCH-RNTI	O		9.2.1.26Ba		YES	ignore
HS-DSCH-RNTI	O		9.2.1.30P		YES	reject

Range bound	Explanation
<i>maxnoofRLs</i>	Maximum number of RLs for one UE.

9.1.5 RADIO LINK SETUP FAILURE

9.1.5.1 FDD Message

IE/Group Name	Presence	Range	IE Type and Reference	Semantics Description	Criticality	Assigned Criticality
Message Type	M		9.2.1.40		YES	reject
Transaction ID	M		9.2.1.59		–	
D-RNTI	O		9.2.1.24		YES	ignore
CN PS Domain Identifier	O		9.2.1.12		YES	ignore
CN CS Domain Identifier	O		9.2.1.11		YES	ignore
CHOICE <i>Cause Level</i>	M				YES	ignore
> <i>General</i>					–	
>> <i>Cause</i>	M		9.2.1.5		–	
> <i>RL Specific</i>					–	
>> Unsuccessful RL Information Response		1..<maxno ofRLs>			EACH	ignore
>>>RL ID	M		9.2.1.49		–	
>>>Cause	M		9.2.1.5		–	
>> Successful RL Information Response		0..<maxno ofRLs-1>			EACH	ignore
>>>RL ID	M		9.2.1.49		–	
>>>RL Set ID	M		9.2.2.35		–	
>>>URA Information	O		9.2.1.70B		–	
>>>SAI	M		9.2.1.52		–	
>>>Cell GAI	O		9.2.1.5A		–	
>>>UTRAN Access Point Position	O		9.2.1.70A		–	
>>>Received Total Wide Band Power	M		9.2.2.35A		–	
>>>Secondary CCPCH Info	O		9.2.2.37B		–	
>>>DL Code Information	M		FDD DL Code Information 9.2.2.14A		–	
>>>CHOICE <i>Diversity Indication</i>	M				–	
>>>> <i>Combining</i>					–	
>>>>>RL ID	M		9.2.1.49	Reference RL ID for the combining	–	
>>>>>DCH Information Response	O		9.2.1.16A		YES	ignore
>>>>> <i>Non Combining or First RL</i>					–	
>>>>>DCH Information Response	M		9.2.1.16A		–	
>>>SSDT Support Indicator	M		9.2.2.43		–	
>>>Maximum Uplink SIR	M		Uplink SIR 9.2.1.69		–	
>>>Minimum Uplink SIR	M		Uplink SIR 9.2.1.69		–	
>>>Closed Loop Timing Adjustment Mode	O		9.2.2.3A		–	
>>>Maximum Allowed UL Tx Power	M		9.2.1.35		–	
>>>Maximum DL TX Power	M		DL Power 9.2.1.21A		–	
>>>Minimum DL TX Power	M		DL Power 9.2.1.21A		–	
>>>Primary CPICH	M		9.2.1.44		–	

IE/Group Name	Presence	Range	IE Type and Reference	Semantics Description	Criticality	Assigned Criticality
Power						
>>>Primary Scrambling Code	O		9.2.1.45		–	
>>>UL UARFCN	O		UARFCN 9.2.1.66	Corresponds to Nu in ref. [6]	–	
>>>DL UARFCN	O		UARFCN 9.2.1.66	Corresponds to Nd in ref. [6]	–	
>>>DSCH Information Response	O		DSCH FDD Information Response 9.2.2.13B		YES	ignore
>>>Neighbouring UMTS Cell Information	O		9.2.1.41A		–	
>>>Neighbouring GSM Cell Information	O		9.2.1.41C		–	
>>>PC Preamble	M		9.2.2.27a		–	
>>>SRB Delay	M		9.2.2.39A		–	
>>>Cell GA Additional Shapes	O		9.2.1.5B		YES	ignore
>>>DL Power Balancing Activation Indicator	O		9.2.2.10B		YES	ignore
>>>HS-DSCH Information Response	O		HS-DSCH FDD Information Response 9.2.2.19b		YES	ignore
>>>TFCI PC Support Indicator	O		9.2.2.46A		YES	ignore
>>>HCS Prio	O		9.2.1.30N		YES	ignore
>>> Primary CPICH Usage For Channel Estimation	O		9.2.2.x3		YES	ignore
>>> Secondary CPICH Information	O		9.2.2.x4		YES	ignore
>>DSCH-RNTI	O		9.2.1.26Ba		YES	ignore
>>HS-DSCH-RNTI	O		9.2.1.30P		YES	reject
Uplink SIR Target	O		Uplink SIR 9.2.1.69		YES	ignore
Criticality Diagnostics	O		9.2.1.13		YES	ignore

Range bound	Explanation
<i>maxnoofRLs</i>	Maximum number of RLs for one UE.

9.1.6 RADIO LINK ADDITION REQUEST

9.1.6.1 FDD Message

IE/Group Name	Presence	Range	IE Type and Reference	Semantics Description	Criticality	Assigned Criticality
Message Type	M		9.2.1.40		YES	reject
Transaction ID	M		9.2.1.59		–	
Uplink SIR Target	M		Uplink SIR 9.2.1.69		YES	reject
RL Information		<i>1..<maxnoofRLs-1></i>			EACH	notify
>RL ID	M		9.2.1.49		–	
>C-ID	M		9.2.1.6		–	
>Frame Offset	M		9.2.1.30		–	
>Chip Offset	M		9.2.2.1		–	
>Diversity Control Field	M		9.2.1.20		–	
>Primary CPICH Ec/No	O		9.2.2.32		–	
>SSDT Cell Identity	O		9.2.2.40		–	
>Transmit Diversity Indicator	O		9.2.2.48		–	
>DL Reference Power	O		DL Power 9.2.1.21A	Power on DPCH	YES	ignore
>Enhanced Primary CPICH Ec/No	O		9.2.2.13I		YES	ignore
>RL Specific DCH Information	O		9.2.1.49A		YES	ignore
>Delayed Activation	O		9.2.1.19Aa		YES	reject
>Qth Parameter	O		9.2.2.34a		YES	ignore
Active Pattern Sequence Information	O		9.2.2A	Either all the already active Transmission Gap Sequence(s) are addressed (Transmission Gap Pattern sequence shall overlap with the existing one) or none of the transmission gap sequences is activated.	YES	reject
DPC Mode	O		9.2.2.12A		YES	reject
Permanent NAS UE Identity	O		9.2.1.73		YES	ignore
UE Support Of Dedicated Pilots For Channel Estimation	O		9.2.2.x1		YES	ignore
UE Support Of Dedicated Pilots For Channel Estimation Of HS-DSCH	O		9.2.2.x2		YES	ignore

Range bound	Explanation
<i>maxnoofRLs</i>	Maximum number of radio links for one UE.

9.1.7 RADIO LINK ADDITION RESPONSE

9.1.7.1 FDD Message

IE/Group Name	Presence	Range	IE Type and Reference	Semantics Description	Criticality	Assigned Criticality
Message Type	M		9.2.1.40		YES	reject
Transaction ID	M		9.2.1.59		–	
RL Information Response		<i>1..<maxnoof RLS-1></i>			EACH	ignore
>RL ID	M		9.2.1.49		–	
>RL Set ID	M		9.2.2.35		–	
>URA Information	O		9.2.1.70B		–	
>SAI	M		9.2.1.52		–	
>Cell GAI	O		9.2.1.5A		–	
>UTRAN Access Point Position	O		9.2.1.70A		–	
>Received Total Wide Band Power	M		9.2.2.35A		–	
>Secondary CCPCH Info	O		9.2.2.37B		–	
>DL Code Information	M		FDD DL Code Information 9.2.2.14A		YES	ignore
>CHOICE <i>Diversity Indication</i>	M				–	
>> <i>Combining</i>					–	
>>>RL ID	M		9.2.1.49	Reference RL ID	–	
>>>DCH Information Response	O		9.2.1.16A		YES	ignore
>> <i>Non Combining</i>					–	
>>>DCH Information Response	M		9.2.1.16A		–	
>SSDT Support Indicator	M		9.2.2.43		–	
>Minimum Uplink SIR	M		Uplink SIR 9.2.1.69		–	
>Maximum Uplink SIR	M		Uplink SIR 9.2.1.69		–	
>Closed Loop Timing Adjustment Mode	O		9.2.2.3A		–	
>Maximum Allowed UL Tx Power	M		9.2.1.35		–	
>Maximum DL TX Power	M		DL Power 9.2.1.21A		–	
>Minimum DL TX Power	M		DL Power 9.2.1.21A		–	
>Neighbouring UMTS Cell Information	O		9.2.1.41A		–	
>Neighbouring GSM Cell Information	O		9.2.1.41C		–	
>PC Preamble	M		9.2.2.27a		–	
>SRB Delay	M		9.2.2.39A		–	
>Primary CPICH Power	M		9.2.1.44		–	
>Cell GA Additional Shapes	O		9.2.1.5B		YES	ignore
>DL Power Balancing Activation Indicator	O		9.2.2.10B		YES	ignore
>TFCI PC Support Indicator	O		9.2.2.46A		YES	ignore
>HCS Prio	O		9.2.1.30N		YES	ignore
>Primary CPICH Usage For Channel Estimation	<u>O</u>		<u>9.2.2.x3</u>		<u>YES</u>	<u>ignore</u>

IE/Group Name	Presence	Range	IE Type and Reference	Semantics Description	Criticality	Assigned Criticality
>Secondary CPICH Information	O		9.2.2.x4		YES	ignore
Criticality Diagnostics	O		9.2.1.13		YES	ignore

Range bound	Explanation
<i>maxnoofRLs</i>	Maximum number of radio links for one UE.

9.1.8 RADIO LINK ADDITION FAILURE

9.1.8.1 FDD Message

IE/Group Name	Presence	Range	IE Type and Reference	Semantics Description	Criticality	Assigned Criticality
Message Type	M		9.2.1.40		YES	reject
Transaction ID	M		9.2.1.59		–	
CHOICE <i>Cause Level</i>	M				YES	ignore
> <i>General</i>					–	
>> <i>Cause</i>	M		9.2.1.5		–	
> <i>RL Specific</i>					–	
>> Unsuccessful RL Information Response		1..<maxnoof RLS-1>			EACH	ignore
>>>RL ID	M		9.2.1.49		–	
>>>Cause	M		9.2.1.5		–	
>> Successful RL Information Response		0..<maxnoof RLS-2>			EACH	ignore
>>>RL ID	M		9.2.1.49		–	
>>>RL Set ID	M		9.2.2.35		–	
>>>URA Information	O		9.2.1.70B		–	
>>>SAI	M		9.2.1.52		–	
>>>Cell GAI	O		9.2.1.5A		–	
>>>UTRAN Access Point Position	O		9.2.1.70A		–	
>>>Received Total Wide Band Power	M		9.2.2.35A		–	
>>>Secondary CCPCH Info	O		9.2.2.37B		–	
>>>DL Code Information	M		FDD DL Code Information 9.2.2.14A		YES	ignore
>>>CHOICE <i>Diversity Indication</i>	M				–	
>>>> <i>Combining</i>					–	
>>>>>RL ID	M		9.2.1.49	Reference RL ID	–	
>>>>>DCH Information Response	O		9.2.1.16A		YES	ignore
>>>>> <i>Non Combining</i>					–	
>>>>>DCH Information Response	M		9.2.1.16A		–	
>>>SSDT Support Indicator	M		9.2.2.43		–	
>>>Minimum Uplink SIR	M		Uplink SIR 9.2.1.69		–	
>>>Maximum Uplink SIR	M		Uplink SIR 9.2.1.69		–	
>>>Closed Loop Timing Adjustment Mode	O		9.2.2.3A		–	
>>>Maximum Allowed UL Tx Power	M		9.2.1.35		–	
>>>Maximum DL TX Power	M		DL Power 9.2.1.21A		–	
>>>Minimum DL TX Power	M		DL Power 9.2.1.21A		–	
>>>Neighbouring UMTS Cell Information	O		9.2.1.41A		–	
>>>Neighbouring GSM Cell Information	O		9.2.1.41C		–	

IE/Group Name	Presence	Range	IE Type and Reference	Semantics Description	Criticality	Assigned Criticality
>>>Primary CPICH Power	M		9.2.1.44		–	
>>>PC Preamble	M		9.2.2.27a		–	
>>>SRB Delay	M		9.2.2.39A		–	
>>>Cell GA Additional Shapes	O		9.2.1.5B		YES	ignore
>>>DL Power Balancing Activation Indicator	O		9.2.2.10B		YES	ignore
>>>TFCI PC Support Indicator	O		9.2.2.46A		YES	ignore
>>>HCS Prio	O		9.2.1.30N		YES	ignore
>>> Primary CPICH Usage For Channel Estimation	O		9.2.2.x3		YES	ignore
>>> Secondary CPICH Information	O		9.2.2.x4		YES	ignore
Criticality Diagnostics	O		9.2.1.13		YES	ignore

Range bound	Explanation
<i>maxnoofRLs</i>	Maximum number of radio links for one UE.

9.1.11 RADIO LINK RECONFIGURATION PREPARE

9.1.11.1 FDD Message

IE/Group Name	Presence	Range	IE Type and Reference	Semantics Description	Criticality	Assigned Criticality
Message Type	M		9.2.1.40		YES	reject
Transaction ID	M		9.2.1.59		–	
Allowed Queuing Time	O		9.2.1.2		YES	reject
UL DPCH Information		0..1			YES	reject
>UL Scrambling Code	O		9.2.2.53		–	
>UL SIR Target	O		Uplink SIR 9.2.1.69		–	
>Min UL Channelisation Code Length	O		9.2.2.25		–	
>Max Number of UL DPDCHs	C – CodeLen		9.2.2.24		–	
>Puncture Limit	O		9.2.1.46	For the UL.	–	
>TFCS	O		9.2.1.63	TFCS for the UL.	–	
>UL DPCCH Slot Format	O		9.2.2.52		–	
>Diversity Mode	O		9.2.2.8		–	
>SSDT Cell Identity Length	O		9.2.2.41		–	
>S-Field Length	O		9.2.2.36		–	
DL DPCH Information		0..1			YES	reject
>TFCS	O		9.2.1.63	TFCS for the DL.	–	
>DL DPCH Slot Format	O		9.2.2.9		–	
>Number of DL Channelisation Codes	O		9.2.2.26A		–	
>TFCI Signalling Mode	O		9.2.2.46		–	
>TFCI Presence	C- SlotFormat		9.2.1.55		–	
>Multiplexing Position	O		9.2.2.26		–	
>Limited Power Increase	O		9.2.2.21A		–	
>Split Type	O		9.2.2.39a		YES	reject
>Length of TFCI2	O		9.2.2.21C		YES	reject
DCHs To Modify	O		FDD DCHs To Modify 9.2.2.13C		YES	reject
DCHs To Add	O		DCH FDD Information 9.2.2.4A		YES	reject
DCHs to Delete		0..<maxnoof DCHs>			GLOBAL	reject
>DCH ID	M		9.2.1.16		–	
DSCHs To Modify		0..1			YES	reject
>DSCH Info		0..<maxnoof DSCHs>			–	
>>DSCH ID	M		9.2.1.26A		–	
>>TrCH Source Statistics Descriptor	O		9.2.1.65		–	
>>Transport Format Set	O		9.2.1.64	For DSCH	–	
>>Allocation/Retention Priority	O		9.2.1.1		–	
>>Scheduling	O		9.2.1.51A		–	

IE/Group Name	Presence	Range	IE Type and Reference	Semantics Description	Criticality	Assigned Criticality
Priority Indicator						
>>BLER	O		9.2.1.4		–	
>>Transport Bearer Request Indicator	M		9.2.1.61		–	
>>Traffic Class	O		9.2.1.58A		YES	ignore
>>Binding ID	O		9.2.1.3	Shall be ignored if bearer establishment with ALCAP.	YES	ignore
>>Transport Layer Address	O		9.2.1.62	Shall be ignored if bearer establishment with ALCAP.	YES	ignore
>PDSCH RL ID	O		RL ID 9.2.1.49		–	
>TFCS	O		9.2.1.63	For DSCH	–	
>Enhanced DSCH PC Indicator	O		9.2.2.13F		YES	ignore
>Enhanced DSCH PC	C-EDSCHPC On		9.2.2.13D		YES	ignore
DSCHs To Add	O		DSCH FDD Information 9.2.2.13A		YES	reject
DSCHs to Delete		0..1			YES	reject
>DSCH Info		1..<maxnoof DSCHs>			–	
>>DSCH ID	M		9.2.1.26A		–	
RL Information		0..<maxnoof RLs>			EACH	reject
>RL ID	M		9.2.1.49		–	
>SSDT Indication	O		9.2.2.42		–	
>SSDT Cell Identity	C - SSDTIndON		9.2.2.40		–	
>Transmit Diversity Indicator	C – Diversity mode		9.2.2.48		–	
>SSDT Cell Identity for EDSCHPC	C-EDSCHPC		9.2.2.40A		YES	ignore
>DL Reference Power	O		DL Power 9.2.1.21A	Power on DPCH	YES	ignore
>RL Specific DCH Information	O		9.2.1.49A		YES	ignore
>DL DPCH Timing Adjustment	O		9.2.2.9A	Required RL Timing Adjustment	YES	reject
>Qth Parameter	O		9.2.2.34a		YES	ignore
>Phase Reference Update Indicator	O		9.2.2.x7		YES	ignore
Transmission Gap Pattern Sequence Information	O		9.2.2.47A		YES	reject
HS-DSCHs Information To Modify	O		HS-DSCH Information To modify 9.2.1.30Q		YES	reject
HS-DSCHs Information To Add	O		HS-DSCH FDD		YES	reject

IE/Group Name	Presence	Range	IE Type and Reference	Semantics Description	Criticality	Assigned Criticality
			Information 9.2.2.19a			
HS-DSCHs Information To Delete		<i>0..<maxnoof MACdFlows ></i>			GLOBAL	reject
>HS-DSCH MAC-d Flow ID	M		9.2.1.300		–	
HS-PDSCH RL ID	O		RL ID 9.2.1.49		YES	reject
UE Support Of Dedicated Pilots For Channel Estimation	O		9.2.2.x1		YES	ignore
UE Support Of Dedicated Pilots For Channel Estimation Of HS-DSCH	O		9.2.2.x2		YES	ignore

Condition	Explanation
SSDTIndON	The IE shall be present if the <i>SSDT Indication</i> IE is set to "SSDT Active in the UE".
CodeLen	The IE shall be present only if the <i>Min UL Channelisation Code length</i> IE equals to 4.
SlotFormat	The IE shall only be present if the <i>DL DPCH Slot Format</i> IE is equal to any of the values from 12 to 16.
Diversity mode	The IE shall be present if <i>Diversity Mode</i> IE is present in the <i>UL DPCH Information</i> IE and is not equal to "none".
EDSCHPCOn	The IE shall be present if the <i>Enhanced DSCH PC Indicator</i> IE is set to "Enhanced DSCH PC Active in the UE".
EDSCHPC	The IE shall be present if <i>Enhanced DSCH PC</i> IE is present in either the <i>DSCHs To Modify</i> IE or the <i>DSCHs To Add</i> IE.

Range bound	Explanation
<i>maxnoofDCHs</i>	Maximum number of DCHs for a UE.
<i>maxnoofDSCHs</i>	Maximum number of DSCHs for one UE.
<i>maxnoofRLs</i>	Maximum number of RLs for a UE.
<i>maxnoofMACdFlows</i>	Maximum number of HS-DSCH MAC-d flows

9.1.12 RADIO LINK RECONFIGURATION READY

9.1.12.1 FDD Message

IE/Group Name	Presence	Range	IE Type and Reference	Semantics Description	Criticality	Assigned Criticality
Message Type	M		9.2.1.40		YES	reject
Transaction ID	M		9.2.1.59		–	
RL Information Response		<i>0..<maxno ofRLs></i>			EACH	ignore
>RL ID	M		9.2.1.49		–	
>Maximum Uplink SIR	O		Uplink SIR 9.2.1.69		–	
>Minimum Uplink SIR	O		Uplink SIR 9.2.1.69		–	
>Maximum DL TX Power	O		DL Power 9.2.1.21A		–	
>Minimum DL TX Power	O		DL Power 9.2.1.21A		–	
>Secondary CCPCH Info	O		9.2.2.37B		–	
>DL Code Information	O		FDD DL Code Information 9.2.2.14A		YES	ignore
>DCH Information Response	O		9.2.1.16A		YES	ignore
>DSCHs to be Added or Modified	O		DSCH FDD Information Response 9.2.2.13B		YES	ignore
>DL Power Balancing Updated Indicator	O		9.2.2.10D		YES	ignore
>HS-DSCH Information Response	O		HS-DSCH FDD Information Response 9.2.2.19b		YES	ignore
>Primary CPICH Usage For Channel Estimation	O		9.2.2.x3		YES	ignore
>Secondary CPICH Information Change	O		9.2.2.x5		YES	ignore
Criticality Diagnostics	O		9.2.1.13		YES	ignore
DSCH-RNTI	O		9.2.1.26Ba		YES	ignore
HS-DSCH-RNTI	O		9.2.1.30P		YES	reject
MAC-hs Reset Indicator	O		9.2.1.34B		YES	reject

Range bound	Explanation
<i>maxnoofRLs</i>	Maximum number of RLs for a UE.

9.1.16 RADIO LINK RECONFIGURATION REQUEST

9.1.16.1 FDD Message

IE/Group Name	Presence	Range	IE Type and Reference	Semantics Description	Criticality	Assigned Criticality
Message Type	M		9.2.1.40		YES	reject
Transaction ID	M		9.2.1.59		–	
Allowed Queuing Time	O		9.2.1.2		YES	reject
UL DPCH Information		<i>0..1</i>			YES	reject
>TFCS	O		9.2.1.63	TFCS for the UL.	–	
DL DPCH Information		<i>0..1</i>			YES	reject
>TFCS	O		9.2.1.63	TFCS for the DL.	–	
>TFCI Signalling Mode	O		9.2.2.46		–	
>Limited Power Increase	O		9.2.2.21A		–	
DCHs To Modify	O		FDD DCHs To Modify 9.2.2.13C		YES	reject
DCHs To Add	O		DCH FDD Information 9.2.2.4A		YES	reject
DCHs to Delete		<i>0..<maxno ofDCHs></i>			GLOBAL	reject
>DCH ID	M		9.2.1.16		–	
Transmission Gap Pattern Sequence Information	O		9.2.2.47A		YES	reject
RL Information		<i>0..<maxno ofRLs></i>			EACH	ignore
>RL ID	M		9.2.1.49		–	
>RL Specific DCH Information	O		9.2.1.49A		–	
DL Reference Power Information	O		9.2.2.10C		YES	ignore
UE Support Of Dedicated Pilots For Channel Estimation	<u>O</u>		9.2.2.x1		YES	ignore
UE Support Of Dedicated Pilots For Channel Estimation Of HS-DSCH	<u>O</u>		9.2.2.x2		YES	ignore

9.1.58 RADIO LINK PARAMETER UPDATE INDICATION

9.1.58.1 FDD Message

IE/Group name	Presence	Range	IE Type and Reference	Semantic Description	Criticality	Assigned Criticality
Message type	M		9.2.1.40		YES	reject
Transaction ID	M		9.2.1.59		–	
HS-DSCH FDD Update Information	O		9.2.2.19c		YES	reject
<u>RL Information</u>		<u>0..<maxn oofRLs></u>			<u>EACH</u>	<u>reject</u>
<u>>RL Id</u>	<u>M</u>		<u>9.2.1.49</u>		<u>=</u>	
<u>>Phase Reference Update Indicator</u>	<u>O</u>		<u>9.2.2.x6</u>		<u>=</u>	

9.2.2.x1 UE Support Of Dedicated Pilots For Channel Estimation

The *UE Support Of Dedicated Pilots For Channel Estimation* IE indicates whether the UE supports dedicated pilots for channel estimation or not with DCH or DSCH.

<u>IE/Group Name</u>	<u>Presence</u>	<u>Range</u>	<u>IE Type and Reference</u>	<u>Semantics Description</u>
<u>UE Support Of Dedicated Pilots For Channel Estimation</u>			ENUMERATED (Dedicated pilots for channel estimation supported)	

9.2.2.x2 UE Support Of Dedicated Pilots For Channel Estimation Of HS-DSCH

The *UE Support Of Dedicated Pilots For Channel Estimation Of HS-DSCH* IE indicates whether the UE supports dedicated pilots for channel estimation or not with HS-DSCH.

<u>IE/Group Name</u>	<u>Presence</u>	<u>Range</u>	<u>IE Type and Reference</u>	<u>Semantics Description</u>
<u>UE Support Of Dedicated Pilots For Channel Estimation Of HS-DSCH</u>			ENUMERATED (Dedicated pilots for channel estimation supported)	

9.2.2.x3 Primary CPICH Usage For Channel Estimation

The *Primary CPICH Usage For Channel Estimation* IE indicates whether the Primary CPICH may be used for channel estimation or not.

<u>IE/Group Name</u>	<u>Presence</u>	<u>Range</u>	<u>IE Type and Reference</u>	<u>Semantics Description</u>
<u>Primary CPICH Usage For Channel Estimation</u>			ENUMERATED (Primary CPICH may be used. Primary CPICH shall not be used)	

9.2.2.x4 Secondary CPICH Information

The *Secondary CPICH Information* IE provides the information on the Secondary CPICH when it can be used for channel estimation.

<u>IE/Group Name</u>	<u>Presence</u>	<u>Range</u>	<u>IE Type and Reference</u>	<u>Semantics Description</u>
<u>DL Scrambling Code</u>			9.2.2.11	
<u>FDD DL Channelisation Code Number</u>			9.2.2.14	

9.2.2.x5 Secondary CPICH Information Change

The *Secondary CPICH Information Change* IE indicates modification of information of the Secondary CPICH for channel estimation.

<u>IE/Group Name</u>	<u>Presence</u>	<u>Range</u>	<u>IE Type and Reference</u>	<u>Semantics Description</u>
<u>CHOICE Secondary CPICH Information Change</u>				
<u>>New Secondary CPICH</u>				
<u>>>Secondary CPICH Information</u>	M		9.2.2.x4	
<u>>Secondary CPICH Shall Not Be Used</u>			NULL	

9.2.2.x7 Phase Reference Update Indicator

The *Phase Reference Update Indicator* IE indicates that the phase reference for the radio link needs to be changed.

<u>IE/Group Name</u>	<u>Presence</u>	<u>Range</u>	<u>IE Type and Reference</u>	<u>Semantics Description</u>
<u>Phase Reference Update indicator</u>			ENUMERATED (Phase Reference needs to be changed)	

9.3.3 PDU Definitions

```
-- *****
--
-- PDU definitions for RNSAP.
--
-- *****

RNSAP-PDU-Contents {
itu-t (0) identified-organization (4) etsi (0) mobileDomain (0)
umts-Access (20) modules (3) rnsap (1) version1 (1) rnsap-PDU-Contents (1) }

DEFINITIONS AUTOMATIC TAGS ::=

BEGIN

-- *****
--
-- IE parameter types from other modules.
--
-- *****

IMPORTS
  Active-Pattern-Sequence-Information,
  AllocationRetentionPriority,
  AllowedQueuingTime,
  Allowed-Rate-Information,
  AlphaValue,
  AntennaColocationIndicator,
  BLER,
  SCTD-Indicator,
  BindingID,
  C-ID,
  C-RNTI,
  CCTrCH-ID,
  CFN,
  ClosedLoopModel-SupportIndicator,
  ClosedLoopMode2-SupportIndicator,
  ClosedloopTimingadjustmentmode,
  CN-CS-DomainIdentifier,
  CN-PS-DomainIdentifier,
  CNDomainType,
  Cause,
  CellCapabilityContainer-FDD,
  CellCapabilityContainer-TDD,
  CellCapabilityContainer-TDD-LCR,
  CellParameterID,
  ChipOffset,
  CommonMeasurementAccuracy,
  CommonMeasurementType,
```

Release 5

3GPP TS 25.423 V5.0.0(2002-03)

CommonMeasurementValue,
CommonMeasurementValueInformation,
CommonTransportChannelResourcesInitialisationNotRequired,
CongestionCause,
CoverageIndicator,
CriticalityDiagnostics,
D-RNTI,
D-RNTI-ReleaseIndication,
DCH-FDD-Information,
DCH-ID,
DCH-InformationResponse,
DCH-TDD-Information,
DL-DPCH-SlotFormat,
DL-TimeslotISCP,
DL-Power,
DL-PowerBalancing-Information,
DL-PowerBalancing-ActivationIndicator,
DL-PowerBalancing-UpdatedIndicator,
DL-ReferencePowerInformation,
DL-ScramblingCode,
DL-Timeslot-Information,
DL-TimeslotLCR-Information,
DL-TimeSlot-ISCP-Info,
DL-TimeSlot-ISCP-LCR-Information,
DPC-Mode,
DPC-Mode-Change-SupportIndicator,
DPCH-ID,
DL-DPCH-TimingAdjustment,
DRACControl,
DRXCycleLengthCoefficient,
DedicatedMeasurementType,
DedicatedMeasurementValue,
DedicatedMeasurementValueInformation,
DelayedActivation,
DelayedActivationUpdate,
DiversityControlField,
DiversityMode,
DSCH-FDD-Information,
DSCH-FDD-InformationResponse,
DSCH-FlowControlInformation,
DSCH-FlowControlItem,
DSCH-TDD-Information,
DSCH-ID,
DSCH-RNTI,
SchedulingPriorityIndicator,
EnhancedDSCHPC,
EnhancedDSCHPCCounter,
EnhancedDSCHPCIndicator,
EnhancedDSCHPCWnd,
EnhancedDSCHPowerOffset,
Enhanced-PrimaryCPICH-EcNo,

FACH-FlowControlInformation,
FDD-DCHs-to-Modify,
FDD-DL-ChannelisationCodeNumber,
FDD-DL-CodeInformation,
FDD-S-CCPCH-Offset,
FDD-TPC-DownlinkStepSize,
FirstRLS-Indicator,
FNReportingIndicator,
FrameHandlingPriority,
FrameOffset,
GA-AccessPointPosition,
GA-Cell,
GA-CellAdditionalShapes,
HCS-Prio,
HSDSCH-FDD-Information,
HSDSCH-FDD-Information-Response,
HSDSCH-FDD-Update-Information,
HSDSCH-TDD-Update-Information,
HSDSCH-Information-to-Modify,
HSDSCH-MACdFlow-ID,
HSDSCH-RNTI,
HSDSCH-TDD-Information,
HSDSCH-TDD-Information-Response,
HS-SICH-ID,
IMSI,
InformationExchangeID,
InformationReportCharacteristics,
InformationType,
InnerLoopDLPCStatus,
L3-Information,
SplitType,
LengthOfTFCI2,
LimitedPowerIncrease,
MaximumAllowedULTxPower,
MaxNrDLPhysicalchannels,
MaxNrDLPhysicalchannelsTS,
MaxNrOfUL-DPCHs,
MaxNrTimeslots,
MaxNrULPhysicalchannels,
MeasurementFilterCoefficient,
MeasurementID,
MidambleAllocationMode,
MidambleShiftAndBurstType,
MidambleShiftLCR,
MinimumSpreadingFactor,
MinUL-ChannelisationCodeLength,
MultiplexingPosition,
NeighbouringFDDCellMeasurementInformation,
NeighbouringTDDCellMeasurementInformation,
Neighbouring-GSM-CellInformation,
Neighbouring-UMTS-CellInformation,

Release 5

3GPP TS 25.423 V5.0.0(2002-03)

NeighbouringTDDCellMeasurementInformationLCR,
NrOfDLchannelisationcodes,
PagingCause,
PagingRecordType,
PartialReportingIndicator,
PDSCHCodeMapping,
PayloadCRC-PresenceIndicator,
PCCPCH-Power,
PC-Preamble,
Permanent-NAS-UE-Identity,
Phase-Reference-Update-Indicator,
Phase-Reference-Update-InformationList,
PowerAdjustmentType,
PowerOffset,
PrimaryCCPCH-RSCP,
PrimaryCPICH-EcNo,
PrimaryCPICH-Power,
Primary-CPICH-Usage-For-Channel-Estimation,
PrimaryScramblingCode,
PropagationDelay,
PunctureLimit,
QE-Selector,
Qth-Parameter,
RANAP-RelocationInformation,
RB-Info,
RL-ID,
RL-Set-ID,
RNC-ID,
RepetitionLength,
RepetitionPeriod,
ReportCharacteristics,
Received-total-wide-band-power,
RequestedDataValue,
RequestedDataValueInformation,
RL-Specific-DCH-Info,
RxTimingDeviationForTA,
S-FieldLength,
S-RNTI,
SCH-TimeSlot,
SAI,
SFN,
Secondary-CCPCH-Info,
Secondary-CCPCH-Info-TDD,
Secondary-CPICH-Information,
Secondary-CPICH-Information-Change,
Secondary-LCR-CCPCH-Info-TDD,
SNA-Information,
SpecialBurstScheduling,
SSDT-CellID,
SSDT-CellID-Length,
SSDT-Indication,

SSDT-SupportIndicator,
STTD-Indicator,
STTD-SupportIndicator,
AdjustmentPeriod,
ScaledAdjustmentRatio,
MaxAdjustmentStep,
SecondaryCCPCH-SlotFormat,
SRB-Delay,
Support-8PSK,
SyncCase,
SynchronisationConfiguration,
TDD-ChannelisationCode,
TDD-DCHs-to-Modify,
TDD-DL-Code-Information,
TDD-DPCHOffset,
TDD-PhysicalChannelOffset,
TDD-TPC-DownlinkStepSize,
TDD-ChannelisationCodeLCR,
TDD-DL-Code-LCR-Information,
TDD-UL-Code-Information,
TDD-UL-Code-LCR-Information,
TFCI-Coding,
TFCI-PC-SupportIndicator,
TFCI-Presence,
TFCI-SignallingMode,
TimeSlot,
TimeSlotLCR,
TimingAdvanceApplied,
ToAWE,
ToAWS,
TrafficClass,
TransmitDiversityIndicator,
TransportBearerID,
TransportBearerRequestIndicator,
TFCS,
Transmission-Gap-Pattern-Sequence-Information,
TransportFormatManagement,
TransportFormatSet,
TransportLayerAddress,
TrCH-SrcStatisticsDescr,
TSTD-Indicator,
TSTD-Support-Indicator,
UARFCN,
UC-ID,
UE-Support-Of-Dedicated-Pilots-For-Channel-Estimation,
UE-Support-Of-Dedicated-Pilots-For-Channel-Estimation-Of-HS-DSCH,
UL-DPCCH-SlotFormat,
UL-SIR,
UL-FP-Mode,
UL-PhysCH-SF-Variation,
UL-ScramblingCode,

Release 5**3GPP TS 25.423 V5.0.0(2002-03)**

```
UL-Timeslot-Information,  
UL-TimeslotLCR-Information,  
UL-TimeSlot-ISCP-Info,  
UL-TimeSlot-ISCP-LCR-Info,  
URA-ID,  
URA-Information,  
USCH-ID,  
USCH-Information,  
UL-Synchronisation-Parameters-LCR,  
TDD-DL-DPCH-TimeSlotFormat-LCR,  
TDD-UL-DPCH-TimeSlotFormat-LCR,  
MACHs-ResetIndicator,  
UL-TimingAdvanceCtrl-LCR,  
TDD-TPC-UplinkStepSize-LCR  
FROM RNSAP-IEs
```

```
PrivateIE-Container{},  
ProtocolExtensionContainer{},  
ProtocolIE-ContainerList{},  
ProtocolIE-ContainerPair{},  
ProtocolIE-ContainerPairList{},  
ProtocolIE-Container{},  
ProtocolIE-Single-Container{},  
RNSAP-PRIVATE-IES,  
RNSAP-PROTOCOL-EXTENSION,  
RNSAP-PROTOCOL-IES,  
RNSAP-PROTOCOL-IES-PAIR  
FROM RNSAP-Containers
```

```
maxNoOfDSCHs,  
maxNoOfUSCHs,  
maxNrOfCCTrCHs,  
maxNrOfDCHs,  
maxNrOfTS,  
maxNrOfDPCHs,  
maxNrOfRLs,  
maxNrOfRLSets,  
maxNrOfRLSets-1,  
maxNrOfRLs-1,  
maxNrOfRLs-2,  
maxNrOfULTs,  
maxNrOfDLTs,  
maxResetContext,  
maxNoOfDSCHsLCR,  
maxNoOfUSCHsLCR,  
maxNrOfCCTrCHsLCR,  
maxNrOfTsLCR,  
maxNrOfDLTsLCR,  
maxNrOfULTsLCR,  
maxNrOfDPCHsLCR,  
maxNrOfLCRTDDNeighboursPerRNC,
```

Release 5

3GPP TS 25.423 V5.0.0(2002-03)

maxNrOfMeasNCell,
maxNrOfMACdFlows,
maxNrOfHSSICHS,

id-Active-Pattern-Sequence-Information,
id-AdjustmentRatio,
id-AllowedQueuingTime,
id-AntennaColocationIndicator,
id-BindingID,
id-C-ID,
id-C-RNTI,
id-CFN,
id-CFNReportingIndicator,
id-CN-CS-DomainIdentifier,
id-CN-PS-DomainIdentifier,
id-Cause,
id-CauseLevel-RL-AdditionFailureFDD,
id-CauseLevel-RL-AdditionFailureTDD,
id-CauseLevel-RL-ReconfFailure,
id-CauseLevel-RL-SetupFailureFDD,
id-CauseLevel-RL-SetupFailureTDD,
id-CCTrCH-InformationItem-RL-FailureInd,
id-CCTrCH-InformationItem-RL-RestoreInd,
id-CellCapabilityContainer-FDD,
id-CellCapabilityContainer-TDD,
id-CellCapabilityContainer-TDD-LCR,
id-ClosedLoopModel-SupportIndicator,
id-ClosedLoopMode2-SupportIndicator,
id-CNOriginatedPage-PagingRqst,
id-CommonMeasurementAccuracy,
id-CommonMeasurementObjectType-CM-Rprt,
id-CommonMeasurementObjectType-CM-Rqst,
id-CommonMeasurementObjectType-CM-Rsp,
id-CommonMeasurementType,
id-CommonTransportChannelResourcesInitialisationNotRequired,
id-CongestionCause,
id-CoverageIndicator,
id-CriticalityDiagnostics,
id-D-RNTI,
id-D-RNTI-ReleaseIndication,
id-DCHs-to-Add-FDD,
id-DCHs-to-Add-TDD,
id-DCH-DeleteList-RL-ReconfPrepFDD,
id-DCH-DeleteList-RL-ReconfPrepTDD,
id-DCH-DeleteList-RL-ReconfRqstFDD,
id-DCH-DeleteList-RL-ReconfRqstTDD,
id-DCH-FDD-Information,
id-DCH-TDD-Information,
id-FDD-DCHs-to-Modify,
id-TDD-DCHs-to-Modify,
id-DCH-InformationResponse,

id-DCH-Rate-InformationItem-RL-CongestInd,
id-DL-CCTrCH-InformationAddItem-RL-ReconfPrepTDD,
id-DL-CCTrCH-InformationDeleteItem-RL-ReconfPrepTDD,
id-DL-CCTrCH-InformationModifyItem-RL-ReconfPrepTDD,
id-DL-CCTrCH-InformationListIE-RL-ReconfReadyTDD,
id-DL-CCTrCH-InformationModifyItem-RL-ReconfRqstTDD,
id-DL-CCTrCH-InformationDeleteItem-RL-ReconfRqstTDD,
id-DL-CCTrCH-InformationItem-RL-SetupRqstTDD,
id-DL-CCTrCH-InformationListIE-PhyChReconfRqstTDD,
id-DL-CCTrCH-InformationListIE-RL-AdditionRspTDD,
id-DL-CCTrCH-InformationListIE-RL-SetupRspTDD,
id-DL-CCTrCH-InformationAddList-RL-ReconfPrepTDD,
id-DL-CCTrCH-InformationDeleteList-RL-ReconfPrepTDD,
id-DL-CCTrCH-InformationModifyList-RL-ReconfPrepTDD,
id-DL-CCTrCH-InformationDeleteList-RL-ReconfRqstTDD,
id-DL-CCTrCH-InformationModifyList-RL-ReconfRqstTDD,
id-DL-CCTrCH-InformationList-RL-SetupRqstTDD,
id-FDD-DL-CodeInformation,
id-DL-DPCH-Information-RL-ReconfPrepFDD,
id-DL-DPCH-Information-RL-SetupRqstFDD,
id-DL-DPCH-Information-RL-ReconfRqstFDD,
id-DL-DPCH-InformationItem-PhyChReconfRqstTDD,
id-DL-DPCH-InformationItem-RL-AdditionRspTDD,
id-DL-DPCH-InformationItem-RL-SetupRspTDD,
id-DL-DPCH-InformationAddListIE-RL-ReconfReadyTDD,
id-DL-DPCH-InformationDeleteListIE-RL-ReconfReadyTDD,
id-DL-DPCH-InformationModifyListIE-RL-ReconfReadyTDD,
id-DL-DPCH-TimingAdjustment,
id-DL-Physical-Channel-Information-RL-SetupRqstTDD,
id-DL-PowerBalancing-Information,
id-DL-PowerBalancing-ActivationIndicator,
id-DL-PowerBalancing-UpdatedIndicator,
id-DL-ReferencePowerInformation,
id-DLReferencePower,
id-DLReferencePowerList-DL-PC-Rqst,
id-DL-ReferencePowerInformation-DL-PC-Rqst,
id-DRXCycleLengthCoefficient,
id-DedicatedMeasurementObjectType-DM-Fail,
id-DedicatedMeasurementObjectType-DM-Fail-Ind,
id-DedicatedMeasurementObjectType-DM-Rprt,
id-DedicatedMeasurementObjectType-DM-Rqst,
id-DedicatedMeasurementObjectType-DM-Rsp,
id-DedicatedMeasurementType,
id-DelayedActivation,
id-DelayedActivationList-RL-ActivationCmdFDD,
id-DelayedActivationList-RL-ActivationCmdTDD,
id-DelayedActivationInformation-RL-ActivationCmdFDD,
id-DelayedActivationInformation-RL-ActivationCmdTDD,
id-DPC-Mode,
id-DPC-Mode-Change-SupportIndicator,
id-DSCHs-to-Add-FDD,

id-DSCHs-to-Add-TDD,
id-DSCH-DeleteList-RL-ReconfPrepTDD,
id-DSCH-Delete-RL-ReconfPrepFDD,
id-DSCH-FDD-Information,
id-DSCH-InformationListIE-RL-AdditionRspTDD,
id-DSCH-InformationListIEs-RL-SetupRspTDD,
id-DSCH-TDD-Information,
id-DSCH-FDD-InformationResponse,
id-DSCH-ModifyList-RL-ReconfPrepTDD,
id-DSCH-Modify-RL-ReconfPrepFDD,
id-DSCH-RNTI,
id-DSCHsToBeAddedOrModified-FDD,
id-DSCHToBeAddedOrModifiedList-RL-ReconfReadyTDD,
id-EnhancedDSCHPC,
id-EnhancedDSCHPCIndicator,
id-Enhanced-PrimaryCPICH-EcNo,
id-FACH-InfoForUESelectedS-CCPCH-CTCH-ResourceRspFDD,
id-FACH-InfoForUESelectedS-CCPCH-CTCH-ResourceRspTDD,
id-GA-Cell,
id-GA-CellAdditionalShapes,
id-HCS-Prio,
id-HSDSCH-FDD-Information,
id-HSDSCH-FDD-Information-Response,
id-HSDSCH-FDD-Information-to-Add,
id-HSDSCH-FDD-Information-to-Delete,
id-HSDSCH-FDD-Update-Information,
id-HSDSCH-TDD-Update-Information,
id-HSDSCH-Information-to-Modify,
id-HSDSCH-RNTI,
id-HSDSCH-TDD-Information,
id-HSDSCH-TDD-Information-Response,
id-HSDSCH-TDD-Information-Response-LCR,
id-HSDSCH-TDD-Information-to-Add,
id-HSDSCH-TDD-Information-to-Delete,
id-HSPDSCH-RL-ID,
id-HSPDSCH-Timeslot-InformationList-PhyChReconfRqstTDD,
id-HSPDSCH-Timeslot-InformationListLCR-PhyChReconfRqstTDD,
id-HSSICH-Info-DM-Rprt,
id-HSSICH-Info-DM-Rqst,
id-HSSICH-Info-DM-Rsp,
id-IMSI,
id-InformationExchangeID,
id-InformationExchangeObjectType-InfEx-Rprt,
id-InformationExchangeObjectType-InfEx-Rqst,
id-InformationExchangeObjectType-InfEx-Rsp,
id-InformationReportCharacteristics,
id-InformationType,
id-InnerLoopDLPCStatus,
id-SplitType,
id-LengthOfTFCI2,
id-L3-Information,

id-AdjustmentPeriod,
id-MaxAdjustmentStep,
id-MeasurementFilterCoefficient,
id-MeasurementID,
id-PagingArea-PagingRqst,
id-PartialReportingIndicator,
id-PDSCH-RL-ID,
id-Permanent-NAS-UE-Identity,
id-FACH-FlowControlInformation,
id-PowerAdjustmentType,
id-PrimCCPCH-RSCP-DL-PC-RqstTDD,
id-Primary-CPICH-Usage-For-Channel-Estimation,
id-PropagationDelay,
id-Qth-Parameter,
id-RANAP-RelocationInformation,
id-ResetIndicator,
id-RL-Information-PhyChReconfRqstFDD,
id-RL-Information-PhyChReconfRqstTDD,
id-RL-Information-RL-AdditionRqstFDD,
id-RL-Information-RL-AdditionRqstTDD,
id-RL-Information-RL-DeletionRqst,
id-RL-Information-RL-FailureInd,
id-RL-Information-RL-ReconfPrepFDD,
id-RL-Information-RL-RestoreInd,
id-RL-Information-RL-SetupRqstFDD,
id-RL-Information-RL-SetupRqstTDD,
id-RL-InformationItem-RL-CongestInd,
id-RL-InformationItem-DM-Rprt,
id-RL-InformationItem-DM-Rqst,
id-RL-InformationItem-DM-Rsp,
id-RL-InformationItem-RL-PreemptRequiredInd,
id-RL-InformationItem-RL-SetupRqstFDD,
id-RL-InformationList-RL-CongestInd,
id-RL-InformationList-RL-AdditionRqstFDD,
id-RL-InformationList-RL-DeletionRqst,
id-RL-InformationList-RL-PreemptRequiredInd,
id-RL-InformationList-RL-ReconfPrepFDD,
id-RL-InformationResponse-RL-AdditionRspTDD,
id-RL-InformationResponse-RL-ReconfReadyTDD,
id-RL-InformationResponse-RL-ReconfRspTDD,
id-RL-InformationResponse-RL-SetupRspTDD,
id-RL-InformationResponseItem-RL-AdditionRspFDD,
id-RL-InformationResponseItem-RL-ReconfReadyFDD,
id-RL-InformationResponseItem-RL-ReconfRspFDD,
id-RL-InformationResponseItem-RL-SetupRspFDD,
id-RL-InformationResponseList-RL-AdditionRspFDD,
id-RL-InformationResponseList-RL-ReconfReadyFDD,
id-RL-InformationResponseList-RL-ReconfRspFDD,
id-RL-InformationResponseList-RL-SetupRspFDD,
id-RL-ParameterUpdateIndicationFDD-RL-Information-Item,
id-RL-ParameterUpdateIndicationFDD-RL-InformationList,

id-RL-ReconfigurationFailure-RL-ReconfFail,
 id-RL-ReconfigurationReadyTDD-RL-Information,
 id-RL-ReconfigurationRequestFDD-RL-InformationList,
 id-RL-ReconfigurationRequestFDD-RL-Information-IEs,
 id-RL-ReconfigurationRequestTDD-RL-Information,
 id-RL-Specific-DCH-Info,
 id-RL-Set-InformationItem-DM-Rprt,
 id-RL-Set-InformationItem-DM-Rqst,
 id-RL-Set-InformationItem-DM-Rsp,
 id-RL-Set-Information-RL-FailureInd,
 id-RL-Set-Information-RL-RestoreInd,
 id-RL-Set-Successful-InformationItem-DM-Fail,
 id-RL-Set-Unsuccessful-InformationItem-DM-Fail,
 id-RL-Set-Unsuccessful-InformationItem-DM-Fail-Ind,
 id-RL-Successful-InformationItem-DM-Fail,
 id-RL-Unsuccessful-InformationItem-DM-Fail,
 id-RL-Unsuccessful-InformationItem-DM-Fail-Ind,
 id-ReportCharacteristics,
 id-Reporting-Object-RL-FailureInd,
 id-Reporting-Object-RL-RestoreInd,
 id-RNC-ID,
 id-RxTimingDeviationForTA,
 id-S-RNTI,
 id-SAI,
[id-Secondary-CPICH-Information,](#)
[id-Secondary-CPICH-Information-Change,](#)
 id-SFN,
 id-SFNReportingIndicator,
 id-SNA-Information,
 id-SRNC-ID,
 id-SSDT-CellIDforEDSCHPC,
 id-STTD-SupportIndicator,
 id-SuccessfulRL-InformationResponse-RL-AdditionFailureFDD,
 id-SuccessfulRL-InformationResponse-RL-SetupFailureFDD,
 id-TDD-maxNrDLPhysicalchannels,
 id-TDD-Support-8PSK,
 id-TFCI-PC-SupportIndicator,
 id-timeSlot-ISCP,
 id-TimeSlot-RL-SetupRspTDD,
 id-TransportBearerID,
 id-TransportBearerRequestIndicator,
 id-TransportLayerAddress,
 id-UC-ID,
 id-ContextInfoItem-Reset,
 id-Transmission-Gap-Pattern-Sequence-Information,
[id-UE-Support-Of-Dedicated-Pilots-For-Channel-Estimation,](#)
[id-UE-Support-Of-Dedicated-Pilots-For-Channel-Estimation-Of-HS-DSCH,](#)
 id-UL-CCTrCH-AddInformation-RL-ReconfPrepTDD,
 id-UL-CCTrCH-DeleteInformation-RL-ReconfPrepTDD,
 id-UL-CCTrCH-ModifyInformation-RL-ReconfPrepTDD,
 id-UL-CCTrCH-InformationDeleteItem-RL-ReconfRqstTDD,

id-UL-CCTrCH-InformationModifyItem-RL-ReconfRqstTDD,
id-UL-CCTrCH-InformationAddList-RL-ReconfPrepTDD,
id-UL-CCTrCH-InformationDeleteList-RL-ReconfPrepTDD,
id-UL-CCTrCH-InformationModifyList-RL-ReconfPrepTDD,
id-UL-CCTrCH-InformationDeleteList-RL-ReconfRqstTDD,
id-UL-CCTrCH-InformationModifyList-RL-ReconfRqstTDD,
id-UL-CCTrCH-InformationItem-RL-SetupRqstTDD,
id-UL-CCTrCH-InformationList-RL-SetupRqstTDD,
id-UL-CCTrCH-InformationListIE-PhyChReconfRqstTDD,
id-UL-CCTrCH-InformationListIE-RL-AdditionRspTDD,
id-UL-CCTrCH-InformationListIE-RL-ReconfReadyTDD,
id-UL-CCTrCH-InformationListIE-RL-SetupRspTDD,
id-UL-DPCH-Information-RL-ReconfPrepFDD,
id-UL-DPCH-Information-RL-ReconfRqstFDD,
id-UL-DPCH-Information-RL-SetupRqstFDD,
id-UL-DPCH-InformationItem-PhyChReconfRqstTDD,
id-UL-DPCH-InformationItem-RL-AdditionRspTDD,
id-UL-DPCH-InformationItem-RL-SetupRspTDD,
id-UL-DPCH-InformationAddListIE-RL-ReconfReadyTDD,
id-UL-DPCH-InformationDeleteListIE-RL-ReconfReadyTDD,
id-UL-DPCH-InformationModifyListIE-RL-ReconfReadyTDD,
id-UL-Physical-Channel-Information-RL-SetupRqstTDD,
id-UL-SIRTarget,
id-URA-Information,
id-UnsuccessfulRL-InformationResponse-RL-AdditionFailureFDD,
id-UnsuccessfulRL-InformationResponse-RL-AdditionFailureTDD,
id-UnsuccessfulRL-InformationResponse-RL-SetupFailureFDD,
id-UnsuccessfulRL-InformationResponse-RL-SetupFailureTDD,
id-USCHs-to-Add,
id-USCH-DeleteList-RL-ReconfPrepTDD,
id-USCH-InformationListIE-RL-AdditionRspTDD,
id-USCH-InformationListIEs-RL-SetupRspTDD,
id-USCH-Information,
id-USCH-ModifyList-RL-ReconfPrepTDD,
id-USCHToBeAddedOrModifiedList-RL-ReconfReadyTDD,
id-DL-Timeslot-ISCP-LCR-Information-RL-SetupRqstTDD,
id-RL-LCR-InformationResponse-RL-SetupRspTDD,
id-UL-CCTrCH-LCR-InformationListIE-RL-SetupRspTDD,
id-UL-DPCH-LCR-InformationItem-RL-SetupRspTDD,
id-DL-CCTrCH-LCR-InformationListIE-RL-SetupRspTDD,
id-DL-DPCH-LCR-InformationItem-RL-SetupRspTDD,
id-DSCH-LCR-InformationListIEs-RL-SetupRspTDD,
id-USCH-LCR-InformationListIEs-RL-SetupRspTDD,
id-DL-Timeslot-ISCP-LCR-Information-RL-AdditionRqstTDD,
id-RL-LCR-InformationResponse-RL-AdditionRspTDD,
id-UL-CCTrCH-LCR-InformationListIE-RL-AdditionRspTDD,
id-UL-DPCH-LCR-InformationItem-RL-AdditionRspTDD,
id-DL-CCTrCH-LCR-InformationListIE-RL-AdditionRspTDD,
id-DL-DPCH-LCR-InformationItem-RL-AdditionRspTDD,
id-DSCH-LCR-InformationListIEs-RL-AdditionRspTDD,
id-USCH-LCR-InformationListIEs-RL-AdditionRspTDD,

```

id-UL-DPCH-LCR-InformationAddListIE-RL-ReconfReadyTDD,
id-UL-Timeslot-LCR-InformationModifyList-RL-ReconfReadyTDD,
id-DL-DPCH-LCR-InformationAddListIE-RL-ReconfReadyTDD,
id-DL-Timeslot-LCR-InformationModifyList-RL-ReconfReadyTDD,
id-UL-Timeslot-LCR-InformationList-PhyChReconfRqstTDD,
id-DL-Timeslot-LCR-InformationList-PhyChReconfRqstTDD,
id-timeSlot-ISCP-LCR-List-DL-PC-Rqst-TDD,
id-TSTD-Support-Indicator-RL-SetupRqstTDD,
id-PrimaryCCPCH-RSCP-RL-ReconfPrepTDD,
id-DL-TimeSlot-ISCP-Info-RL-ReconfPrepTDD,
id-DL-Timeslot-ISCP-LCR-Information-RL-ReconfPrepTDD,
id-neighbouringTDDCellMeasurementInformationLCR,
id-UL-SIR-Target-CCTrCH-InformationItem-RL-SetupRspTDD,
id-UL-SIR-Target-CCTrCH-LCR-InformationItem-RL-SetupRspTDD,
id-TrafficClass,
id-UL-Synchronisation-Parameters-LCR,
id-TDD-DL-DPCH-TimeSlotFormatModifyItem-LCR-RL-ReconfReadyTDD,
id-TDD-UL-DPCH-TimeSlotFormatModifyItem-LCR-RL-ReconfReadyTDD,
id-MACHs-ResetIndicator,
id-UL-TimingAdvanceCtrl-LCR,
id-CCTrCH-Maximum-DL-Power-RL-SetupRspTDD,
id-CCTrCH-Minimum-DL-Power-RL-SetupRspTDD,
id-CCTrCH-Maximum-DL-Power-RL-AdditionRspTDD,
id-CCTrCH-Minimum-DL-Power-RL-AdditionRspTDD,
id-CCTrCH-Maximum-DL-Power-RL-ReconfReadyTDD,
id-CCTrCH-Minimum-DL-Power-RL-ReconfReadyTDD,
id-Maximum-DL-Power-TimeslotLCR-InformationModifyItem-RL-ReconfReadyTDD,
id-Minimum-DL-Power-TimeslotLCR-InformationModifyItem-RL-ReconfReadyTDD,
id-DL-CCTrCH-InformationList-RL-ReconfRspTDD,
id-DL-DPCH-InformationModifyItem-LCR-RL-ReconfRspTDD,
id-TDD-TPC-UplinkStepSize-LCR-RL-SetupRqstTDD,
id-UL-CCTrCH-InformationList-RL-AdditionRqstTDD,
id-UL-CCTrCH-InformationItem-RL-AdditionRqstTDD,
id-DL-CCTrCH-InformationList-RL-AdditionRqstTDD,
id-DL-CCTrCH-InformationItem-RL-AdditionRqstTDD,
id-TDD-TPC-UplinkStepSize-InformationAdd-LCR-RL-ReconfPrepTDD,
id-TDD-TPC-UplinkStepSize-InformationModify-LCR-RL-ReconfPrepTDD,
id-TDD-TPC-DownlinkStepSize-InformationAdd-RL-ReconfPrepTDD,
id-TDD-TPC-DownlinkStepSize-InformationModify-RL-ReconfPrepTDD

```

```
FROM RNSAP-Constants;
```

```

-- *****
--
-- RADIO LINK SETUP REQUEST FDD
--
-- *****

```

```

RadioLinkSetupRequestFDD ::= SEQUENCE {
    protocolIEs          ProtocolIE-Container          {{RadioLinkSetupRequestFDD-IEs}},
    protocolExtensions   ProtocolExtensionContainer    {{RadioLinkSetupRequestFDD-Extensions}}
} OPTIONAL,

```

```

}
...
RadioLinkSetupRequestFDD-IEs RNSAP-PROTOCOL-IES ::= {
  { ID id-SRNC-ID CRITICALITY reject TYPE RNC-ID PRESENCE mandatory } |
  { ID id-S-RNTI CRITICALITY reject TYPE S-RNTI PRESENCE mandatory } |
  { ID id-D-RNTI CRITICALITY reject TYPE D-RNTI PRESENCE optional } |
  { ID id-AllowedQueuingTime CRITICALITY reject TYPE AllowedQueuingTime PRESENCE optional } |
  { ID id-UL-DPCH-Information-RL-SetupRqstFDD CRITICALITY reject TYPE UL-DPCH-Information-RL-SetupRqstFDD PRESENCE mandatory } |
  { ID id-DL-DPCH-Information-RL-SetupRqstFDD CRITICALITY reject TYPE DL-DPCH-Information-RL-SetupRqstFDD PRESENCE mandatory } |
  { ID id-DCH-FDD-Information CRITICALITY reject TYPE DCH-FDD-Information PRESENCE mandatory } |
  { ID id-DSCH-FDD-Information CRITICALITY reject TYPE DSCH-FDD-Information PRESENCE optional } |
  { ID id-RL-Information-RL-SetupRqstFDD CRITICALITY notify TYPE RL-InformationList-RL-SetupRqstFDD PRESENCE mandatory } |
  { ID id-Transmission-Gap-Pattern-Sequence-Information CRITICALITY reject TYPE Transmission-Gap-Pattern-Sequence-Information PRESENCE optional } |
  { ID id-Active-Pattern-Sequence-Information CRITICALITY reject TYPE Active-Pattern-Sequence-Information PRESENCE optional },
  ...
}

UL-DPCH-Information-RL-SetupRqstFDD ::= SEQUENCE {
  ul-ScramblingCode UL-ScramblingCode,
  minUL-ChannelisationCodeLength MinUL-ChannelisationCodeLength,
  maxNrOfUL-DPCHs MaxNrOfUL-DPCHs OPTIONAL
  -- This IE shall be present if minUL-ChannelisationCodeLength equals to 4 -- ,
  ul-PunctureLimit PunctureLimit,
  ul-TFCS TFCS,
  ul-DPCCH-SlotFormat UL-DPCCH-SlotFormat,
  ul-SIRTarget UL-SIR OPTIONAL,
  diversityMode DiversityMode,
  sSDT-CellIdLength SSDT-CellID-Length OPTIONAL,
  s-FieldLength S-FieldLength OPTIONAL,
  iE-Extensions ProtocolExtensionContainer { {UL-DPCH-Information-RL-SetupRqstFDD-ExtIEs} } OPTIONAL,
  ...
}

UL-DPCH-Information-RL-SetupRqstFDD-ExtIEs RNSAP-PROTOCOL-EXTENSION ::= {
  { ID id-DPC-Mode CRITICALITY reject EXTENSION DPC-Mode PRESENCE optional },
  ...
}

DL-DPCH-Information-RL-SetupRqstFDD ::= SEQUENCE {
  tFCS TFCS,
  dl-DPCH-SlotFormat DL-DPCH-SlotFormat,
  nrOfDLchannelisationcodes NrOfDLchannelisationcodes,
  tFCI-SignallingMode TFCI-SignallingMode,
  tFCI-Presence TFCI-Presence OPTIONAL
  -- This IE shall be present if DL DPCH Slot Format IE is equal to any of the values from 12 to 16 -- ,
  multiplexingPosition MultiplexingPosition,
  powerOffsetInformation PowerOffsetInformation-RL-SetupRqstFDD,
  fdd-dl-TPC-DownlinkStepSize FDD-TPC-DownlinkStepSize,
  limitedPowerIncrease LimitedPowerIncrease,

```

Release 5

3GPP TS 25.423 V5.0.0(2002-03)

```

    innerLoopDLPCStatus      InnerLoopDLPCStatus,
    iE-Extensions            ProtocolExtensionContainer { {DL-DPCH-Information-RL-SetupRqstFDD-ExtIEs} } OPTIONAL,
    ...
}

DL-DPCH-Information-RL-SetupRqstFDD-ExtIEs RNSAP-PROTOCOL-EXTENSION ::= {
    { ID id-SplitType    CRITICALITY reject  EXTENSION  SplitType    PRESENCE optional  }|
    { ID id-LengthOfTFCI2  CRITICALITY reject  EXTENSION  LengthOfTFCI2  PRESENCE optional  },
    ...
}

PowerOffsetInformation-RL-SetupRqstFDD ::= SEQUENCE {
    po1-ForTFCI-Bits      PowerOffset,
    po2-ForTPC-Bits      PowerOffset,
    po3-ForPilotBits     PowerOffset,
    iE-Extensions        ProtocolExtensionContainer { { PowerOffsetInformation-RL-SetupRqstFDD-ExtIEs} } OPTIONAL,
    ...
}

PowerOffsetInformation-RL-SetupRqstFDD-ExtIEs RNSAP-PROTOCOL-EXTENSION ::= {
    ...
}

RL-InformationList-RL-SetupRqstFDD ::= SEQUENCE (SIZE (1..maxNrOfRLs)) OF ProtocolIE-Single-Container { {RL-InformationItemIEs-RL-SetupRqstFDD} }

RL-InformationItemIEs-RL-SetupRqstFDD RNSAP-PROTOCOL-IES ::= {
    { ID id-RL-InformationItem-RL-SetupRqstFDD  CRITICALITY notify  TYPE RL-InformationItem-RL-SetupRqstFDD  PRESENCE mandatory  }
}

RL-InformationItem-RL-SetupRqstFDD ::= SEQUENCE {
    rL-ID                RL-ID,
    c-ID                 C-ID,
    firstRLS-indicator   FirstRLS-Indicator,
    frameOffset          FrameOffset,
    chipOffset           ChipOffset,
    propagationDelay     PropagationDelay      OPTIONAL,
    diversityControlField DiversityControlField  OPTIONAL
    -- This IE shall be present if the RL is not the first one in the RL-InformationList-RL-SetupRqstFDD --,
    dl-InitialTX-Power   DL-Power            OPTIONAL,
    primaryCPICH-EcNo    PrimaryCPICH-EcNo    OPTIONAL,
    sSDT-CellID          SSDT-CellID        OPTIONAL,
    transmitDiversityIndicator TransmitDiversityIndicator  OPTIONAL,
    -- This IE shall be present unless Diversity Mode IE in UL DPCH Information group is "none"
    iE-Extensions        ProtocolExtensionContainer { {RL-InformationItem-RL-SetupRqstFDD-ExtIEs} } OPTIONAL,
    ...
}

RL-InformationItem-RL-SetupRqstFDD-ExtIEs RNSAP-PROTOCOL-EXTENSION ::= {
    { ID id-SSDT-CellIDforEDSCHPC  CRITICALITY ignore  EXTENSION  SSDT-CellID  PRESENCE conditional  }|
    -- This IE shall be present if Enhanced DSCH PC IE is present in the DSCH Information IE.
}

```

Release 5

3GPP TS 25.423 V5.0.0(2002-03)

```

{ ID id-Enhanced-PrimaryCPICH-EcNo          CRITICALITY ignore          EXTENSION Enhanced-PrimaryCPICH-EcNo          PRESENCE optional }|
{ ID id-RL-Specific-DCH-Info                CRITICALITY ignore          EXTENSION  RL-Specific-DCH-Info          PRESENCE optional }|
{ ID id-DelayedActivation                    CRITICALITY reject          EXTENSION DelayedActivation             PRESENCE optional }|
{ ID id-Qth-Parameter                       CRITICALITY ignore          EXTENSION  Qth-Parameter                     PRESENCE optional },
...
}

RadioLinkSetupRequestFDD-Extensions RNSAP-PROTOCOL-EXTENSION ::= {
  { ID id-Permanent-NAS-UE-Identity          CRITICALITY ignore          EXTENSION Permanent-NAS-UE-Identity    PRESENCE optional }|
  { ID id-DL-PowerBalancing-Information      CRITICALITY ignore          EXTENSION  DL-PowerBalancing-Information          PRESENCE optional }|
  { ID id-HSDSCH-FDD-Information             CRITICALITY reject          EXTENSION HSDSCH-FDD-Information           PRESENCE optional }|
  { ID id-HSPDSCH-RL-ID                     CRITICALITY reject          EXTENSION RL-ID                          PRESENCE conditional }|
  { ID id-UE-Support-Of-Dedicated-Pilots-For-Channel-Estimation CRITICALITY ignore          EXTENSION UE-Support-Of-Dedicated-Pilots-For-Channel-Estimation PRESENCE optional }|
  { ID id-UE-Support-Of-Dedicated-Pilots-For-Channel-Estimation-Of-HS-DSCH CRITICALITY ignore          EXTENSION UE-Support-Of-Dedicated-Pilots-For-Channel-Estimation-Of-HS-DSCH PRESENCE optional },
  ...
}

/* partly omitted */

-- *****
--
-- RADIO LINK SETUP RESPONSE FDD
--
-- *****

RadioLinkSetupResponseFDD ::= SEQUENCE {
  protocolIEs          ProtocolIE-Container          {{RadioLinkSetupResponseFDD-IEs}},
  protocolExtensions  ProtocolExtensionContainer      {{RadioLinkSetupResponseFDD-Extensions}}          OPTIONAL,
  ...
}

RadioLinkSetupResponseFDD-IEs RNSAP-PROTOCOL-IES ::= {
  { ID id-D-RNTI          CRITICALITY ignore          TYPE D-RNTI          PRESENCE optional } |
  { ID id-CN-PS-DomainIdentifier          CRITICALITY ignore          TYPE CN-PS-DomainIdentifier          PRESENCE optional } |
  { ID id-CN-CS-DomainIdentifier          CRITICALITY ignore          TYPE CN-CS-DomainIdentifier          PRESENCE optional } |
  { ID id-RL-InformationResponseList-RL-SetupRspFDD          CRITICALITY ignore          TYPE RL-InformationResponseList-RL-SetupRspFDD          PRESENCE mandatory } |
  { ID id-UL-SIRTarget          CRITICALITY ignore          TYPE UL-SIR          PRESENCE optional } |
  { ID id-CriticalityDiagnostics          CRITICALITY ignore          TYPE CriticalityDiagnostics          PRESENCE optional },
  ...
}

RL-InformationResponseList-RL-SetupRspFDD ::= SEQUENCE (SIZE (1..maxNrOfRLs)) OF ProtocolIE-Single-Container { {RL-InformationResponseItemIEs-RL-SetupRspFDD} }

RL-InformationResponseItemIEs-RL-SetupRspFDD RNSAP-PROTOCOL-IES ::= {
  { ID id-RL-InformationResponseItem-RL-SetupRspFDD          CRITICALITY ignore          TYPE RL-InformationResponseItem-RL-SetupRspFDD          PRESENCE mandatory }
}

RL-InformationResponseItem-RL-SetupRspFDD ::= SEQUENCE {

```

```

rL-ID                RL-ID,
rL-Set-ID            RL-Set-ID,
uRA-Information      URA-Information    OPTIONAL,
SAI                 SAI,
gA-Cell             GA-Cell    OPTIONAL,
gA-AccessPointPosition  GA-AccessPointPosition  OPTIONAL,
received-total-wide-band-power  Received-total-wide-band-power,
secondary-CCPCH-Info  Secondary-CCPCH-Info    OPTIONAL,
dl-CodeInformation   FDD-DL-CodeInformation,
diversityIndication  DiversityIndication-RL-SetupRspFDD,
-- This IE represents both the Diversity Indication IE and the choice based on the diversity indication as described in
-- the tabular message format in subclause 9.1.
sSDT-SupportIndicator  SSDT-SupportIndicator,
maxUL-SIR              UL-SIR,
minUL-SIR              UL-SIR,
closedlooptimingadjustmentmode  Closedlooptimingadjustmentmode  OPTIONAL,
maximumAllowedULTxPower  MaximumAllowedULTxPower,
maximumDLTxPower        DL-Power,
minimumDLTxPower        DL-Power,
primaryScramblingCode   PrimaryScramblingCode    OPTIONAL,
uL-UARFCN               UARFCN                    OPTIONAL,
dL-UARFCN               UARFCN                    OPTIONAL,
primaryCPICH-Power     PrimaryCPICH-Power,
dSCHInformationResponse  DSCH-InformationResponse-RL-SetupRspFDD  OPTIONAL,
neighbouring-UMTS-CellInformation  Neighbouring-UMTS-CellInformation  OPTIONAL,
neighbouring-GSM-CellInformation  Neighbouring-GSM-CellInformation  OPTIONAL,
pC-Preamble            PC-Preamble,
sRB-Delay              SRB-Delay,
iE-Extensions          ProtocolExtensionContainer { {RL-InformationResponseItem-RL-SetupRspFDD-ExtIEs} } OPTIONAL,
...
}

RL-InformationResponseItem-RL-SetupRspFDD-ExtIEs  RNSAP-PROTOCOL-EXTENSION ::= {
  { ID id-GA-CellAdditionalShapes          CRITICALITY ignore  EXTENSION  GA-CellAdditionalShapes          PRESENCE optional }|
  { ID id-DL-PowerBalancing-ActivationIndicator  CRITICALITY ignore  EXTENSION  DL-PowerBalancing-ActivationIndicator  PRESENCE optional}|
  { ID id-HSDSCH-FDD-Information-Response      CRITICALITY ignore  EXTENSION  HSDSCH-FDD-Information-Response      PRESENCE optional}|
  { ID id-TFCI-PC-SupportIndicator            CRITICALITY ignore  EXTENSION  TFCI-PC-SupportIndicator            PRESENCE optional }|
  { ID id-HCS-Prio                            CRITICALITY ignore  EXTENSION  HCS-Prio                            PRESENCE optional }|
  { ID id-Primary-CPICH-Usage-For-Channel-Estimation  CRITICALITY ignore  EXTENSION  Primary-CPICH-Usage-For-Channel-Estimation  PRESENCE optional }|
  { ID id-Secondary-CPICH-Information          CRITICALITY ignore  EXTENSION  Secondary-CPICH-Information          PRESENCE optional },
  ...
}

DiversityIndication-RL-SetupRspFDD ::= CHOICE {
  combining                Combining-RL-SetupRspFDD,
  nonCombiningOrFirstRL    NonCombiningOrFirstRL-RL-SetupRspFDD
}

Combining-RL-SetupRspFDD ::= SEQUENCE {

```

Release 5

3GPP TS 25.423 V5.0.0(2002-03)

```

    rL-ID                RL-ID,
    iE-Extensions        ProtocolExtensionContainer { { CombiningItem-RL-SetupRspFDD-ExtIEs } } OPTIONAL,
    ...
}

CombiningItem-RL-SetupRspFDD-ExtIEs RNSAP-PROTOCOL-EXTENSION ::= {
  { ID id-DCH-InformationResponse          CRITICALITY ignore  EXTENSION DCH-InformationResponse          PRESENCE optional },
  ...
}

NonCombiningOrFirstRL-RL-SetupRspFDD ::= SEQUENCE {
  dCH-InformationResponse  DCH-InformationResponse,
  iE-Extensions            ProtocolExtensionContainer { { NonCombiningOrFirstRLItem-RL-SetupRspFDD-ExtIEs } } OPTIONAL,
  ...
}

NonCombiningOrFirstRLItem-RL-SetupRspFDD-ExtIEs RNSAP-PROTOCOL-EXTENSION ::= {
  ...
}

DSCH-InformationResponse-RL-SetupRspFDD ::= ProtocolIE-Single-Container {{ DSCH-InformationResponseIE-RL-SetupRspFDD }}

DSCH-InformationResponseIE-RL-SetupRspFDD RNSAP-PROTOCOL-IES ::= {
  { ID id-DSCH-FDD-InformationResponse  CRITICALITY ignore  TYPE  DSCH-FDD-InformationResponse PRESENCE mandatory }
}

RadioLinkSetupResponseFDD-Extensions RNSAP-PROTOCOL-EXTENSION ::= {
  { ID id-DSCH-RNTI                CRITICALITY ignore          EXTENSION DSCH-RNTI          PRESENCE optional } |
  { ID id-HSDSCH-RNTI              CRITICALITY reject        EXTENSION HSDSCH-RNTI          PRESENCE optional },
  ...
}

/* partly omitted */

-- *****
--
-- RADIO LINK SETUP FAILURE FDD
--
-- *****

RadioLinkSetupFailureFDD ::= SEQUENCE {
  protocolIEs                ProtocolIE-Container          {{RadioLinkSetupFailureFDD-IEs}},
  protocolExtensions         ProtocolExtensionContainer {{RadioLinkSetupFailureFDD-Extensions}}
  ...
}

RadioLinkSetupFailureFDD-IEs RNSAP-PROTOCOL-IES ::= {
  { ID id-D-RNTI                CRITICALITY ignore  TYPE D-RNTI                PRESENCE optional } |
  { ID id-CN-PS-DomainIdentifier CRITICALITY ignore  TYPE CN-PS-DomainIdentifier PRESENCE optional } |
  { ID id-CN-CS-DomainIdentifier CRITICALITY ignore  TYPE CN-CS-DomainIdentifier PRESENCE optional } |
  { ID id-CauseLevel-RL-SetupFailureFDD CRITICALITY ignore  TYPE CauseLevel-RL-SetupFailureFDD PRESENCE mandatory } |

```

Release 5**3GPP TS 25.423 V5.0.0(2002-03)**

```
{ ID id-UL-SIRTarget          CRITICALITY ignore  TYPE UL-SIR          PRESENCE optional } |
{ ID id-CriticalityDiagnostics CRITICALITY ignore  TYPE CriticalityDiagnostics PRESENCE optional },
...
}

CauseLevel-RL-SetupFailureFDD ::= CHOICE {
  generalCause      GeneralCauseList-RL-SetupFailureFDD,
  rLSpecificCause   RLSpecificCauseList-RL-SetupFailureFDD,
  ...
}

GeneralCauseList-RL-SetupFailureFDD ::= SEQUENCE {
  cause              Cause,
  iE-Extensions     ProtocolExtensionContainer { { GeneralCauseItem-RL-SetupFailureFDD-ExtIEs} } OPTIONAL,
  ...
}

GeneralCauseItem-RL-SetupFailureFDD-ExtIEs RNSAP-PROTOCOL-EXTENSION ::= {
  ...
}

RLSpecificCauseList-RL-SetupFailureFDD ::= SEQUENCE {
  unsuccessful-RL-InformationRespList-RL-SetupFailureFDD  UnsuccessfulRL-InformationResponseList-RL-SetupFailureFDD,
  successful-RL-InformationRespList-RL-SetupFailureFDD    SuccessfulRL-InformationResponseList-RL-SetupFailureFDD OPTIONAL,
  iE-Extensions     ProtocolExtensionContainer { { RLSpecificCauseItem-RL-SetupFailureFDD-ExtIEs} } OPTIONAL,
  ...
}

RLSpecificCauseItem-RL-SetupFailureFDD-ExtIEs RNSAP-PROTOCOL-EXTENSION ::= {
  { ID id-DSCH-RNTI          CRITICALITY ignore      EXTENSION DSCH-RNTI          PRESENCE optional } |
  { ID id-HSDSCH-RNTI       CRITICALITY reject      EXTENSION HSDSCH-RNTI       PRESENCE optional },
  ...
}

UnsuccessfulRL-InformationResponseList-RL-SetupFailureFDD ::= SEQUENCE (SIZE (1..maxNrOfRLs)) OF ProtocolIE-Single-Container { {UnsuccessfulRL-InformationResponse-RL-SetupFailureFDD-IEs} }

UnsuccessfulRL-InformationResponse-RL-SetupFailureFDD-IEs RNSAP-PROTOCOL-IES ::= {
  { ID id-UnsuccessfulRL-InformationResponse-RL-SetupFailureFDD CRITICALITY ignore  TYPE UnsuccessfulRL-InformationResponse-RL-SetupFailureFDD PRESENCE mandatory }
}

UnsuccessfulRL-InformationResponse-RL-SetupFailureFDD ::= SEQUENCE {
  rL-ID              RL-ID,
  cause              Cause,
  iE-Extensions     ProtocolExtensionContainer { {UnsuccessfulRL-InformationResponse-RL-SetupFailureFDD-ExtIEs} } OPTIONAL,
  ...
}

UnsuccessfulRL-InformationResponse-RL-SetupFailureFDD-ExtIEs RNSAP-PROTOCOL-EXTENSION ::= {
  ...
}
```


}

```
SuccessfulRL-InformationResponseList-RL-SetupFailureFDD ::= SEQUENCE (SIZE (0..maxNrOfRLs-1)) OF ProtocolIE-Single-Container { {SuccessfulRL-InformationResponse-RL-SetupFailureFDD-IEs} }
```

```
SuccessfulRL-InformationResponse-RL-SetupFailureFDD-IEs RNSAP-PROTOCOL-IES ::= {
  { ID id-SuccessfulRL-InformationResponse-RL-SetupFailureFDD CRITICALITY ignore TYPE SuccessfulRL-InformationResponse-RL-SetupFailureFDD
  PRESENCE mandatory }
}
```

```
SuccessfulRL-InformationResponse-RL-SetupFailureFDD ::= SEQUENCE {
  rL-ID RL-ID,
  rL-Set-ID RL-Set-ID,
  uRA-Information URA-Information OPTIONAL,
  sAI SAI,
  gA-Cell GA-Cell OPTIONAL,
  gA-AccessPointPosition GA-AccessPointPosition OPTIONAL,
  received-total-wide-band-power Received-total-wide-band-power,
  secondary-CCPCH-Info Secondary-CCPCH-Info OPTIONAL,
  dl-CodeInformation FDD-DL-CodeInformation,
  diversityIndication DiversityIndication-RL-SetupFailureFDD,
  -- This IE represents both the Diversity Indication IE and the choice based on the diversity indication as described in
  -- the tabular message format in subclause 9.1.
  sSDT-SupportIndicator SSDT-SupportIndicator,
  maxUL-SIR UL-SIR,
  minUL-SIR UL-SIR,
  closedloopoptimingadjustmentmode Closedloopoptimingadjustmentmode OPTIONAL,
  maximumAllowedULTxPower MaximumAllowedULTxPower,
  maximumDLTxPower DL-Power,
  minimumDLTxPower DL-Power,
  primaryCPICH-Power PrimaryCPICH-Power,
  primaryScramblingCode PrimaryScramblingCode OPTIONAL,
  uL-UARFCN UARFCN OPTIONAL,
  dL-UARFCN UARFCN OPTIONAL,
  dSCH-InformationResponse-RL-SetupFailureFDD DSCH-InformationResponseList-RL-SetupFailureFDD OPTIONAL,
  neighbouring-UMTS-CellInformation Neighbouring-UMTS-CellInformation OPTIONAL,
  neighbouring-GSM-CellInformation Neighbouring-GSM-CellInformation OPTIONAL,
  pC-Preamble PC-Preamble,
  sRB-Delay SRB-Delay,
  iE-Extensions ProtocolExtensionContainer { {SuccessfulRL-InformationResponse-RL-SetupFailureFDD-ExtIEs} } OPTIONAL,
  ...
}
```

```
SuccessfulRL-InformationResponse-RL-SetupFailureFDD-ExtIEs RNSAP-PROTOCOL-EXTENSION ::= {
  { ID id-GA-CellAdditionalShapes CRITICALITY ignore EXTENSION GA-CellAdditionalShapes PRESENCE optional }|
  { ID id-DL-PowerBalancing-ActivationIndicator CRITICALITY ignore EXTENSION DL-PowerBalancing-ActivationIndicator PRESENCE optional }|
  { ID id-HSDSCH-FDD-Information-Response CRITICALITY ignore EXTENSION HSDSCH-FDD-Information-Response PRESENCE optional }|
  { ID id-TFCI-PC-SupportIndicator CRITICALITY ignore EXTENSION TFCI-PC-SupportIndicator PRESENCE optional }|
  { ID id-HCS-Prio CRITICALITY ignore EXTENSION HCS-Prio PRESENCE optional }|
}
```

Release 5

3GPP TS 25.423 V5.0.0(2002-03)

```

{ ID id-Primary-CPICH-Usage-For-Channel-Estimation CRITICALITY ignore EXTENSION Primary-CPICH-Usage-For-Channel-Estimation PRESENCE optional }|
{ ID id-Secondary-CPICH-Information CRITICALITY ignore EXTENSION Secondary-CPICH-Information PRESENCE optional },
...
}

DiversityIndication-RL-SetupFailureFDD ::= CHOICE {
  combining Combining-RL-SetupFailureFDD,
  nonCombiningOrFirstRL NonCombiningOrFirstRL-RL-SetupFailureFDD
}

Combining-RL-SetupFailureFDD ::= SEQUENCE {
  rL-ID RL-ID,
  iE-Extensions ProtocolExtensionContainer { { CombiningItem-RL-SetupFailureFDD-ExtIEs} } OPTIONAL,
  ...
}

CombiningItem-RL-SetupFailureFDD-ExtIEs RNSAP-PROTOCOL-EXTENSION ::= {
  { ID id-DCH-InformationResponse CRITICALITY ignore EXTENSION DCH-InformationResponse PRESENCE optional },
  ...
}

NonCombiningOrFirstRL-RL-SetupFailureFDD ::= SEQUENCE {
  dCH-InformationResponse DCH-InformationResponse,
  iE-Extensions ProtocolExtensionContainer { { NonCombiningOrFirstRLItem-RL-SetupFailureFDD-ExtIEs} } OPTIONAL,
  ...
}

NonCombiningOrFirstRLItem-RL-SetupFailureFDD-ExtIEs RNSAP-PROTOCOL-EXTENSION ::= {
  ...
}

DSCH-InformationResponseList-RL-SetupFailureFDD ::= ProtocolIE-Single-Container {{ DSCH-InformationResponseListIEs-RL-SetupFailureFDD }}

DSCH-InformationResponseListIEs-RL-SetupFailureFDD RNSAP-PROTOCOL-IES ::= {
  { ID id-DSCH-FDD-InformationResponse CRITICALITY ignore TYPE DSCH-FDD-InformationResponse PRESENCE mandatory }
}

RadioLinkSetupFailureFDD-Extensions RNSAP-PROTOCOL-EXTENSION ::= {
  ...
}

/* partly omitted */

-- *****
--
-- RADIO LINK ADDITION REQUEST FDD
--
-- *****

```

Release 5

3GPP TS 25.423 V5.0.0(2002-03)

```

RadioLinkAdditionRequestFDD ::= SEQUENCE {
    protocolIEs          ProtocolIE-Container          {{RadioLinkAdditionRequestFDD-IEs}},
    protocolExtensions   ProtocolExtensionContainer    {{RadioLinkAdditionRequestFDD-Extensions}}
    ...
}

RadioLinkAdditionRequestFDD-IEs RNSAP-PROTOCOL-IES ::= {
    { ID id-UL-SIRTarget          CRITICALITY reject  TYPE UL-SIR          PRESENCE mandatory } |
    { ID id-RL-InformationList-RL-AdditionRqstFDD  CRITICALITY notify  TYPE RL-InformationList-RL-AdditionRqstFDD  PRESENCE mandatory } |
    { ID id-Active-Pattern-Sequence-Information  CRITICALITY reject  TYPE Active-Pattern-Sequence-Information  PRESENCE optional },
    ...
}

RL-InformationList-RL-AdditionRqstFDD ::= SEQUENCE (SIZE (1..maxNrOfRLs-1)) OF ProtocolIE-Single-Container { {RL-Information-RL-AdditionRqstFDD-IEs} }

RL-Information-RL-AdditionRqstFDD-IEs RNSAP-PROTOCOL-IES ::= {
    { ID id-RL-Information-RL-AdditionRqstFDD  CRITICALITY notify  TYPE RL-Information-RL-AdditionRqstFDD  PRESENCE mandatory }
}

RL-Information-RL-AdditionRqstFDD ::= SEQUENCE {
    rL-ID          RL-ID,
    c-ID           C-ID,
    frameOffset    FrameOffset,
    chipOffset     ChipOffset,
    diversityControlField  DiversityControlField,
    primaryCPICH-EcNo  PrimaryCPICH-EcNo  OPTIONAL,
    sSDT-CellID     SSDT-CellID  OPTIONAL,
    transmitDiversityIndicator  TransmitDiversityIndicator  OPTIONAL,
    iE-Extensions   ProtocolExtensionContainer { {RL-Information-RL-AdditionRqstFDD-ExtIEs} } OPTIONAL,
    ...
}

RL-Information-RL-AdditionRqstFDD-ExtIEs RNSAP-PROTOCOL-EXTENSION ::= {
    { ID id-DLReferencePower  CRITICALITY ignore  EXTENSION  DL-Power  PRESENCE optional } |
    { ID id-Enhanced-PrimaryCPICH-EcNo  CRITICALITY ignore  EXTENSION  Enhanced-PrimaryCPICH-EcNo  PRESENCE optional } |
    { ID id-RL-Specific-DCH-Info  CRITICALITY ignore  EXTENSION  RL-Specific-DCH-Info  PRESENCE optional } |
    { ID id-DelayedActivation  CRITICALITY reject  EXTENSION  DelayedActivation  PRESENCE optional } |
    { ID id-Qth-Parameter  CRITICALITY ignore  EXTENSION  Qth-Parameter  PRESENCE optional },
    ...
}

RadioLinkAdditionRequestFDD-Extensions RNSAP-PROTOCOL-EXTENSION ::= {
    { ID id-DPC-Mode  CRITICALITY reject  EXTENSION  DPC-Mode  PRESENCE optional } |
    { ID id-Permanent-NAS-UE-Identity  CRITICALITY ignore  EXTENSION  Permanent-NAS-UE-Identity  PRESENCE optional } |
    { ID id-UE-Support-Of-Dedicated-Pilots-For-Channel-Estimation  CRITICALITY ignore  EXTENSION  UE-Support-Of-Dedicated-Pilots-For-Channel-Estimation  PRESENCE optional } |
    { ID id-UE-Support-Of-Dedicated-Pilots-For-Channel-Estimation-Of-HS-DSCH  CRITICALITY ignore  EXTENSION  UE-Support-Of-Dedicated-Pilots-For-Channel-Estimation-With-HS-DSCH  PRESENCE optional },
    ...
}

```

```
/* partly omitted */
```

```
-- *****
--
-- RADIO LINK ADDITION RESPONSE FDD
--
-- *****
```

```
RadioLinkAdditionResponseFDD ::= SEQUENCE {
    protocolIEs          ProtocolIE-Container      {{RadioLinkAdditionResponseFDD-IEs}},
    protocolExtensions   ProtocolExtensionContainer {{RadioLinkAdditionResponseFDD-Extensions}}      OPTIONAL,
    ...
}
```

```
RadioLinkAdditionResponseFDD-IEs RNSAP-PROTOCOL-IES ::= {
    { ID id-RL-InformationResponseList-RL-AdditionRspFDD    CRITICALITY ignore TYPE RL-InformationResponseList-RL-AdditionRspFDD    PRESENCE mandatory
    } |
    { ID id-CriticalityDiagnostics          CRITICALITY ignore TYPE CriticalityDiagnostics          PRESENCE optional },
    ...
}
```

```
RL-InformationResponseList-RL-AdditionRspFDD ::= SEQUENCE (SIZE (1..maxNrOfRLs-1)) OF ProtocolIE-Single-Container { {RL-InformationResponseItemIEs-RL-AdditionRspFDD} }
```

```
RL-InformationResponseItemIEs-RL-AdditionRspFDD RNSAP-PROTOCOL-IES ::= {
    { ID id-RL-InformationResponseItem-RL-AdditionRspFDD    CRITICALITY ignore TYPE RL-InformationResponseItem-RL-AdditionRspFDD    PRESENCE
    mandatory }
}
```

```
RL-InformationResponseItem-RL-AdditionRspFDD ::= SEQUENCE {
    rL-ID                RL-ID,
    rL-Set-ID            RL-Set-ID,
    uRA-Information      URA-Information    OPTIONAL,
    sAI                  SAI,
    gA-Cell              GA-Cell    OPTIONAL,
    gA-AccessPointPosition GA-AccessPointPosition    OPTIONAL,
    received-total-wide-band-power Received-total-wide-band-power,
    secondary-CCPCH-Info Secondary-CCPCH-Info    OPTIONAL,
    dl-CodeInformation   DL-CodeInformationList-RL-AdditionRspFDD,
    diversityIndication DiversityIndication-RL-AdditionRspFDD,
    -- This IE represents both the Diversity Indication IE and the choice based on the diversity indication as described in
    -- the tabular message format in subclause 9.1.
    sSDT-SupportIndicator SSDT-SupportIndicator,
    minUL-SIR            UL-SIR,
    maxUL-SIR            UL-SIR,
    closedloopTimingadjustmentmode ClosedloopTimingadjustmentmode    OPTIONAL,
    maximumAllowedULTxPower MaximumAllowedULTxPower,
    maximumDLTxPower    DL-Power,
    minimumDLTxPower    DL-Power,
    neighbouring-UMTS-CellInformation Neighbouring-UMTS-CellInformation    OPTIONAL,
```

Release 5

3GPP TS 25.423 V5.0.0(2002-03)

```

neighbouring-GSM-CellInformation Neighbouring-GSM-CellInformation OPTIONAL,
pC-Preamble PC-Preamble,
sRB-Delay SRB-Delay,
primaryCPICH-Power PrimaryCPICH-Power,
iE-Extensions ProtocolExtensionContainer { {RL-InformationResponseItem-RL-AdditionRspFDD-ExtIEs} } OPTIONAL,
...
}

RL-InformationResponseItem-RL-AdditionRspFDD-ExtIEs RNSAP-PROTOCOL-EXTENSION ::= {
  { ID id-GA-CellAdditionalShapes CRITICALITY ignore EXTENSION GA-CellAdditionalShapes PRESENCE optional }|
  { ID id-DL-PowerBalancing-ActivationIndicator CRITICALITY ignore EXTENSION DL-PowerBalancing-ActivationIndicator PRESENCE
optional}|
  { ID id-TFCI-PC-SupportIndicator CRITICALITY ignore EXTENSION TFCI-PC-SupportIndicator PRESENCE optional }|
  { ID id-HCS-Prio CRITICALITY ignore EXTENSION HCS-Prio PRESENCE optional }|
  { ID id-Primary-CPICH-Usage-For-Channel-Estimation CRITICALITY ignore EXTENSION Primary-CPICH-Usage-For-Channel-Estimation PRESENCE
optional }|
  { ID id-Secondary-CPICH-Information CRITICALITY ignore EXTENSION Secondary-CPICH-Information PRESENCE optional },
  ...
}

DL-CodeInformationList-RL-AdditionRspFDD ::= ProtocolIE-Single-Container {{ DL-CodeInformationListIEs-RL-AdditionRspFDD }}

DL-CodeInformationListIEs-RL-AdditionRspFDD RNSAP-PROTOCOL-IES ::= {
  { ID id-FDD-DL-CodeInformation CRITICALITY ignore TYPE FDD-DL-CodeInformation PRESENCE mandatory }
}

DiversityIndication-RL-AdditionRspFDD ::= CHOICE {
  combining Combining-RL-AdditionRspFDD,
  nonCombining NonCombining-RL-AdditionRspFDD
}

Combining-RL-AdditionRspFDD ::= SEQUENCE {
  rL-ID RL-ID,
  iE-Extensions ProtocolExtensionContainer { { CombiningItem-RL-AdditionRspFDD-ExtIEs} } OPTIONAL,
  ...
}

CombiningItem-RL-AdditionRspFDD-ExtIEs RNSAP-PROTOCOL-EXTENSION ::= {
  { ID id-DCH-InformationResponse CRITICALITY ignore EXTENSION DCH-InformationResponse PRESENCE optional },
  ...
}

NonCombining-RL-AdditionRspFDD ::= SEQUENCE {
  dCH-InformationResponse DCH-InformationResponse,
  iE-Extensions ProtocolExtensionContainer { { NonCombiningItem-RL-AdditionRspFDD-ExtIEs} } OPTIONAL,
  ...
}

NonCombiningItem-RL-AdditionRspFDD-ExtIEs RNSAP-PROTOCOL-EXTENSION ::= {
  ...
}

```

```

RadioLinkAdditionResponseFDD-Extensions RNSAP-PROTOCOL-EXTENSION ::= {
  ...
}

/* partly omitted */

-- *****
--
-- RADIO LINK ADDITION FAILURE FDD
--
-- *****

RadioLinkAdditionFailureFDD ::= SEQUENCE {
  protocolIEs                ProtocolIE-Container      {{RadioLinkAdditionFailureFDD-IEs}},
  protocolExtensions         ProtocolExtensionContainer {{RadioLinkAdditionFailureFDD-Extensions}}      OPTIONAL,
  ...
}

RadioLinkAdditionFailureFDD-IEs RNSAP-PROTOCOL-IES ::= {
  { ID id-CauseLevel-RL-AdditionFailureFDD          CRITICALITY ignore          TYPE CauseLevel-RL-AdditionFailureFDD
  PRESENCE mandatory }|
  { ID id-CriticalityDiagnostics                    CRITICALITY ignore TYPE CriticalityDiagnostics          PRESENCE optional },
  ...
}

CauseLevel-RL-AdditionFailureFDD ::= CHOICE {
  generalCause          GeneralCauseList-RL-AdditionFailureFDD,
  rLSpecificCause      RLSpecificCauseList-RL-AdditionFailureFDD,
  ...
}

GeneralCauseList-RL-AdditionFailureFDD ::= SEQUENCE {
  cause                Cause,
  iE-Extensions        ProtocolExtensionContainer { { GeneralCauseItem-RL-AdditionFailureFDD-ExtIEs} }      OPTIONAL,
  ...
}

GeneralCauseItem-RL-AdditionFailureFDD-ExtIEs RNSAP-PROTOCOL-EXTENSION ::= {
  ...
}

RLSpecificCauseList-RL-AdditionFailureFDD ::= SEQUENCE {
  unsuccessful-RL-InformationRespList-RL-AdditionFailureFDD      UnsuccessfulRL-InformationResponseList-RL-AdditionFailureFDD,
  successful-RL-InformationRespList-RL-AdditionFailureFDD        SuccessfulRL-InformationResponseList-RL-AdditionFailureFDD      OPTIONAL,
  iE-Extensions          ProtocolExtensionContainer { { RLSpecificCauseItem-RL-AdditionFailureFDD-ExtIEs} }      OPTIONAL,
  ...
}

RLSpecificCauseItem-RL-AdditionFailureFDD-ExtIEs RNSAP-PROTOCOL-EXTENSION ::= {
  ...
}

```

```

}

UnsuccessfulRL-InformationResponseList-RL-AdditionFailureFDD ::= SEQUENCE (SIZE (1..maxNrOfRLs-1)) OF ProtocolIE-Single-Container { {UnsuccessfulRL-
InformationResponse-RL-AdditionFailureFDD-IEs} }

UnsuccessfulRL-InformationResponse-RL-AdditionFailureFDD-IEs RNSAP-PROTOCOL-IES ::= {
  { ID id-UnsuccessfulRL-InformationResponse-RL-AdditionFailureFDD      CRITICALITY ignore  TYPE UnsuccessfulRL-InformationResponse-RL-
AdditionFailureFDD      PRESENCE mandatory  }
}

UnsuccessfulRL-InformationResponse-RL-AdditionFailureFDD ::= SEQUENCE {
  rL-ID                RL-ID,
  cause                Cause,
  iE-Extensions       ProtocolExtensionContainer { {UnsuccessfulRL-InformationResponse-RL-AdditionFailureFDD-ExtIEs} } OPTIONAL,
  ...
}

UnsuccessfulRL-InformationResponse-RL-AdditionFailureFDD-ExtIEs RNSAP-PROTOCOL-EXTENSION ::= {
  ...
}

SuccessfulRL-InformationResponseList-RL-AdditionFailureFDD ::= SEQUENCE (SIZE (0..maxNrOfRLs-2)) OF ProtocolIE-Single-Container { {SuccessfulRL-
InformationResponse-RL-AdditionFailureFDD-IEs} }

SuccessfulRL-InformationResponse-RL-AdditionFailureFDD-IEs RNSAP-PROTOCOL-IES ::= {
  { ID id-SuccessfulRL-InformationResponse-RL-AdditionFailureFDD      CRITICALITY ignore  TYPE SuccessfulRL-InformationResponse-RL-AdditionFailureFDD
  PRESENCE mandatory  }
}

SuccessfulRL-InformationResponse-RL-AdditionFailureFDD ::= SEQUENCE {
  rL-ID                RL-ID,
  rL-Set-ID            RL-Set-ID,
  uRA-Information      URA-Information      OPTIONAL,
  sAI                  SAI,
  gA-Cell              GA-Cell      OPTIONAL,
  gA-AccessPointPosition GA-AccessPointPosition      OPTIONAL,
  received-total-wide-band-power Received-total-wide-band-power,
  secondary-CCPCH-Info Secondary-CCPCH-Info      OPTIONAL,
  dl-CodeInformation   DL-CodeInformationList-RL-AdditionFailureFDD,
  diversityIndication DiversityIndication-RL-AdditionFailureFDD,
  -- This IE represents both the Diversity Indication IE and the choice based on the diversity indication as described in
  -- the tabular message format in subclause 9.1.
  sSDT-SupportIndicator SSdT-SupportIndicator,
  minUL-SIR            UL-SIR,
  maxUL-SIR            UL-SIR,
  closedlooptimingadjustmentmode Closedlooptimingadjustmentmode      OPTIONAL,
  maximumAllowedULTxPower MaximumAllowedULTxPower,
  maximumDLTxPower    DL-Power,
  minimumDLTxPower    DL-Power,
  neighbouring-UMTS-CellInformation Neighbouring-UMTS-CellInformation      OPTIONAL,
  neighbouring-GSM-CellInformation Neighbouring-GSM-CellInformation      OPTIONAL,

```

Release 5

3GPP TS 25.423 V5.0.0(2002-03)

```

primaryCPICH-Power      PrimaryCPICH-Power,
pC-Preamble             PC-Preamble,
sRB-Delay               SRB-Delay,
iE-Extensions          ProtocolExtensionContainer { {SuccessfulRL-InformationResponse-RL-AdditionFailureFDD-ExtIEs} } OPTIONAL,
...
}

SuccessfulRL-InformationResponse-RL-AdditionFailureFDD-ExtIEs RNSAP-PROTOCOL-EXTENSION ::= {
  { ID id-GA-CellAdditionalShapes      CRITICALITY ignore EXTENSION GA-CellAdditionalShapes      PRESENCE optional }|
  { ID id-DL-PowerBalancing-ActivationIndicator CRITICALITY ignore EXTENSION DL-PowerBalancing-ActivationIndicator PRESENCE optional }|
  { ID id-TFCI-PC-SupportIndicator      CRITICALITY ignore EXTENSION TFCI-PC-SupportIndicator      PRESENCE optional }|
  { ID id-HCS-Prio                     CRITICALITY ignore EXTENSION HCS-Prio                     PRESENCE optional }|
  { ID id-Primary-CPICH-Usage-For-Channel-Estimation CRITICALITY ignore EXTENSION Primary-CPICH-Usage-For-Channel-Estimation PRESENCE optional }|
  { ID id-Secondary-CPICH-Information   CRITICALITY ignore EXTENSION Secondary-CPICH-Information   PRESENCE optional },
  ...
}

DL-CodeInformationList-RL-AdditionFailureFDD ::= ProtocolIE-Single-Container {{ DL-CodeInformationListIEs-RL-AdditionFailureFDD }}

DL-CodeInformationListIEs-RL-AdditionFailureFDD RNSAP-PROTOCOL-IES ::= {
  { ID id-FDD-DL-CodeInformation      CRITICALITY ignore TYPE FDD-DL-CodeInformation      PRESENCE mandatory }
}

DiversityIndication-RL-AdditionFailureFDD ::= CHOICE {
  combining      Combining-RL-AdditionFailureFDD,
  nonCombining  NonCombining-RL-AdditionFailureFDD
}

Combining-RL-AdditionFailureFDD ::= SEQUENCE {
  rL-ID          RL-ID,
  iE-Extensions  ProtocolExtensionContainer { { CombiningItem-RL-AdditionFailureFDD-ExtIEs} } OPTIONAL,
  ...
}

CombiningItem-RL-AdditionFailureFDD-ExtIEs RNSAP-PROTOCOL-EXTENSION ::= {
  { ID id-DCH-InformationResponse      CRITICALITY ignore EXTENSION DCH-InformationResponse      PRESENCE optional },
  ...
}

NonCombining-RL-AdditionFailureFDD ::= SEQUENCE {
  dCH-InformationResponse  DCH-InformationResponse,
  iE-Extensions           ProtocolExtensionContainer { { NonCombiningItem-RL-AdditionFailureFDD-ExtIEs} } OPTIONAL,
  ...
}

NonCombiningItem-RL-AdditionFailureFDD-ExtIEs RNSAP-PROTOCOL-EXTENSION ::= {
  ...
}

```



```

RadioLinkAdditionFailureFDD-Extensions RNSAP-PROTOCOL-EXTENSION ::= {
    ...
}

/* partly omitted */

-- *****
--
-- RADIO LINK RECONFIGURATION PREPARE FDD
--
-- *****

RadioLinkReconfigurationPrepareFDD ::= SEQUENCE {
    protocolIEs          ProtocolIE-Container      {{RadioLinkReconfigurationPrepareFDD-IEs}},
    protocolExtensions   ProtocolExtensionContainer {{RadioLinkReconfigurationPrepareFDD-Extensions}}      OPTIONAL,
    ...
}

RadioLinkReconfigurationPrepareFDD-IEs RNSAP-PROTOCOL-IES ::= {
    { ID id-AllowedQueuingTime          CRITICALITY reject TYPE AllowedQueuingTime          PRESENCE optional } |
    { ID id-UL-DPCH-Information-RL-ReconfPrepFDD          CRITICALITY reject TYPE UL-DPCH-Information-RL-ReconfPrepFDD          PRESENCE optional } |
    { ID id-DL-DPCH-Information-RL-ReconfPrepFDD          CRITICALITY reject TYPE DL-DPCH-Information-RL-ReconfPrepFDD          PRESENCE optional } |
    { ID id-FDD-DCHs-to-Modify          CRITICALITY reject TYPE FDD-DCHs-to-Modify          PRESENCE optional } |
    { ID id-DCHs-to-Add-FDD          CRITICALITY reject TYPE DCH-FDD-Information          PRESENCE optional } |
    { ID id-DCH-DeleteList-RL-ReconfPrepFDD          CRITICALITY reject TYPE DCH-DeleteList-RL-ReconfPrepFDD          PRESENCE optional } |
    { ID id-DSCH-Modify-RL-ReconfPrepFDD          CRITICALITY reject TYPE DSCH-Modify-RL-ReconfPrepFDD          PRESENCE optional } |
    { ID id-DSCHs-to-Add-FDD          CRITICALITY reject TYPE DSCH-FDD-Information          PRESENCE optional } |
    { ID id-DSCH-Delete-RL-ReconfPrepFDD          CRITICALITY reject TYPE DSCH-Delete-RL-ReconfPrepFDD          PRESENCE optional } |
    { ID id-RL-InformationList-RL-ReconfPrepFDD          CRITICALITY reject TYPE RL-InformationList-RL-ReconfPrepFDD          PRESENCE optional } |
    { ID id-Transmission-Gap-Pattern-Sequence-Information          CRITICALITY reject TYPE Transmission-Gap-Pattern-Sequence-Information          PRESENCE optional },
    ...
}

UL-DPCH-Information-RL-ReconfPrepFDD ::= SEQUENCE {
    ul-ScramblingCode          UL-ScramblingCode          OPTIONAL,
    ul-SIRTarget          UL-SIR          OPTIONAL,
    minUL-ChannelisationCodeLength          MinUL-ChannelisationCodeLength          OPTIONAL,
    maxNrOfUL-DPDCHs          MaxNrOfUL-DPDCHs          OPTIONAL
    -- This IE shall be present if minUL-ChannelisationCodeLength equals to 4 --,
    ul-PunctureLimit          PunctureLimit          OPTIONAL,
    tFCS          TFCS          OPTIONAL,
    ul-DPCCH-SlotFormat          UL-DPCCH-SlotFormat          OPTIONAL,
    diversityMode          DiversityMode          OPTIONAL,
    sSDT-CellIDLength          SSDT-CellID-Length          OPTIONAL,
    s-FieldLength          S-FieldLength          OPTIONAL,
    iE-Extensions          ProtocolExtensionContainer { {UL-DPCH-Information-RL-ReconfPrepFDD-ExtIEs} } OPTIONAL,
    ...
}

UL-DPCH-Information-RL-ReconfPrepFDD-ExtIEs RNSAP-PROTOCOL-EXTENSION ::= {

```

```

}
...
DL-DPCH-Information-RL-ReconfPrepFDD ::= SEQUENCE {
    tFCS                TFCS                OPTIONAL,
    dl-DPCH-SlotFormat  DL-DPCH-SlotFormat  OPTIONAL,
    nrOfDLchannelisationcodes  NrOfDLchannelisationcodes  OPTIONAL,
    tFCI-SignallingMode  TFCI-SignallingMode  OPTIONAL,
    tFCI-Presence        TFCI-Presence        OPTIONAL
    -- This IE shall be present if DL DPCH Slot Format IE is from 12 to 16 --,
    multiplexingPosition MultiplexingPosition  OPTIONAL,
    limitedPowerIncrease LimitedPowerIncrease  OPTIONAL,
    iE-Extensions       ProtocolExtensionContainer { {DL-DPCH-Information-RL-ReconfPrepFDD-ExtIEs} } OPTIONAL,
    ...
}

DL-DPCH-Information-RL-ReconfPrepFDD-ExtIEs RNSAP-PROTOCOL-EXTENSION ::= {
    { ID id-SplitType  CRITICALITY reject  EXTENSION  SplitType  PRESENCE optional }|
    { ID id-LengthOfTFCI2  CRITICALITY reject  EXTENSION  LengthOfTFCI2  PRESENCE optional },
    ...
}

DCH-DeleteList-RL-ReconfPrepFDD ::= SEQUENCE (SIZE (0..maxNrOfDCHs)) OF DCH-DeleteItem-RL-ReconfPrepFDD

DCH-DeleteItem-RL-ReconfPrepFDD ::= SEQUENCE {
    dCH-ID                DCH-ID,
    iE-Extensions       ProtocolExtensionContainer { {DCH-DeleteItem-RL-ReconfPrepFDD-ExtIEs} } OPTIONAL,
    ...
}

DCH-DeleteItem-RL-ReconfPrepFDD-ExtIEs RNSAP-PROTOCOL-EXTENSION ::= {
    ...
}

DSCH-Modify-RL-ReconfPrepFDD ::= SEQUENCE {
    dSCH-Information      DSCH-ModifyInfo-RL-ReconfPrepFDD  OPTIONAL,
    pdSCH-RL-ID           RL-ID  OPTIONAL,
    tFCS                  TFCS  OPTIONAL,
    iE-Extensions       ProtocolExtensionContainer { {DSCH-Modify-RL-ReconfPrepFDD-ExtIEs} } OPTIONAL,
    ...
}

DSCH-Modify-RL-ReconfPrepFDD-ExtIEs RNSAP-PROTOCOL-EXTENSION ::= {
    { ID id-EnhancedDSCHPCIndicator  CRITICALITY ignore  EXTENSION  EnhancedDSCHPCIndicator  PRESENCE optional}|
    { ID id-EnhancedDSCHPC           CRITICALITY ignore  EXTENSION  EnhancedDSCHPC           PRESENCE conditional},
    -- The IE shall be present if the Enhanced DSCH PC Indicator IE is set to "Enhanced DSCH PC Active in the UE".
    ...
}

DSCH-ModifyInfo-RL-ReconfPrepFDD ::= SEQUENCE (SIZE(0..maxNoOfDSCHs)) OF DSCH-ModifyInformationItem-RL-ReconfPrepFDD

```

Release 5

3GPP TS 25.423 V5.0.0(2002-03)

```

DSCH-ModifyInformationItem-RL-ReconfPrepFDD ::= SEQUENCE {
    dSCH-ID                DSCH-ID,
    trChSourceStatisticsDescriptor    TrCh-SrcStatisticsDescr OPTIONAL,
    transportFormatSet      TransportFormatSet            OPTIONAL,
    allocationRetentionPriority    AllocationRetentionPriority    OPTIONAL,
    schedulingPriorityIndicator    SchedulingPriorityIndicator    OPTIONAL,
    bLER                     BLER                            OPTIONAL,
    transportBearerRequestIndicator    TransportBearerRequestIndicator,
    iE-Extensions           ProtocolExtensionContainer { {DSCH-ModifyInformationItem-RL-ReconfPrepFDD-ExtIEs} } OPTIONAL,
    ...
}

DSCH-ModifyInformationItem-RL-ReconfPrepFDD-ExtIEs RNSAP-PROTOCOL-EXTENSION ::= {
    { ID id-TrafficClass          CRITICALITY ignore  EXTENSION TrafficClass          PRESENCE optional }|
    { ID id-BindingID            CRITICALITY ignore  EXTENSION BindingID              PRESENCE optional }|
    -- Shall be ignored if bearer establishment with ALCAP.
    { ID id-TransportLayerAddress CRITICALITY ignore  EXTENSION TransportLayerAddress    PRESENCE optional },
    -- Shall be ignored if bearer establishment with ALCAP.
    ...
}

DSCH-Delete-RL-ReconfPrepFDD ::= SEQUENCE {
    dSCH-Information        DSCH-Info-Delete-RL-ReconfPrepFDD,
    iE-Extensions          ProtocolExtensionContainer { {DSCH-Delete-RL-ReconfPrepFDD-ExtIEs} } OPTIONAL,
    ...
}

DSCH-Delete-RL-ReconfPrepFDD-ExtIEs RNSAP-PROTOCOL-EXTENSION ::= {
    ...
}

DSCH-Info-Delete-RL-ReconfPrepFDD ::= SEQUENCE (SIZE(1..maxNoOfDSCHs)) OF DSCH-DeleteInformationItem-RL-REconfPrepFDD

DSCH-DeleteInformationItem-RL-REconfPrepFDD ::= SEQUENCE {
    dSCH-ID                DSCH-ID,
    iE-Extensions          ProtocolExtensionContainer { {DSCH-DeleteInformationItem-RL-ReconfPrepFDD-ExtIEs} } OPTIONAL,
    ...
}

DSCH-DeleteInformationItem-RL-ReconfPrepFDD-ExtIEs RNSAP-PROTOCOL-EXTENSION ::= {
    ...
}

RL-InformationList-RL-ReconfPrepFDD ::= SEQUENCE (SIZE (0..maxNrOfRLs)) OF ProtocolIE-Single-Container { {RL-Information-RL-ReconfPrepFDD-IEs} }

RL-Information-RL-ReconfPrepFDD-IEs RNSAP-PROTOCOL-IES ::= {
    { ID id-RL-Information-RL-ReconfPrepFDD CRITICALITY reject TYPE RL-Information-RL-ReconfPrepFDD PRESENCE mandatory }
}

RL-Information-RL-ReconfPrepFDD ::= SEQUENCE {

```

Release 5

3GPP TS 25.423 V5.0.0(2002-03)

```

rL-ID                RL-ID,
sSDT-Indication      SSDT-Indication    OPTIONAL,
sSDT-CellIdentity    SSDT-CellID       OPTIONAL
-- The IE shall be present if the sSDT-Indication is set to 'sSDT-active-in-the-UE' --,
transmitDiversityIndicator TransmitDiversityIndicator    OPTIONAL,
-- This IE shall be present if Diversity Mode IE is present in UL DPCH Information IE and is not equal to "none"
iE-Extensions        ProtocolExtensionContainer { {RL-Information-RL-ReconfPrepFDD-ExtIEs} } OPTIONAL,
...
}

RL-Information-RL-ReconfPrepFDD-ExtIEs RNSAP-PROTOCOL-EXTENSION ::= {
  { ID id-SSDT-CellIDforEDSCHPC CRITICALITY ignore EXTENSION SSDT-CellID          PRESENCE conditional }|
  -- This IE shall be present if Enhanced DSCH PC IE is present in either the DSCHs to Modify IE or the DSCHs to Add IE.
  { ID id-DLReferencePower CRITICALITY ignore EXTENSION DL-Power                PRESENCE optional }|
  { ID id-RL-Specific-DCH-Info CRITICALITY ignore EXTENSION RL-Specific-DCH-Info PRESENCE optional }|
  { ID id-DL-DPCH-TimingAdjustment CRITICALITY reject EXTENSION DL-DPCH-TimingAdjustment PRESENCE optional }|
  { ID id-Qth-Parameter CRITICALITY ignore EXTENSION Qth-Parameter              PRESENCE optional }|
  { ID id-Phase-Reference-Update-Indicator CRITICALITY ignore EXTENSION Phase-Reference-Update-Indicator PRESENCE optional },
  ...
}

RadioLinkReconfigurationPrepareFDD-Extensions RNSAP-PROTOCOL-EXTENSION ::= {
  { ID id-HSDSCH-Information-to-Modify CRITICALITY reject EXTENSION HSDSCH-Information-to-Modify PRESENCE optional }|
  { ID id-HSDSCH-FDD-Information-to-Add CRITICALITY reject EXTENSION HSDSCH-FDD-Information PRESENCE optional }|
  { ID id-HSDSCH-FDD-Information-to-Delete CRITICALITY reject EXTENSION HSDSCH-DeleteList-RL-ReconfPrepFDD PRESENCE optional }|
  { ID id-HSPDSCH-RL-ID CRITICALITY reject EXTENSION RL-ID PRESENCE optional }|
  { ID id-UE-Support-Of-Dedicated-Pilots-For-Channel-Estimation CRITICALITY ignore EXTENSION UE-Support-Of-Dedicated-Pilots-For-Channel-Estimation PRESENCE optional }|
  { ID id-UE-Support-Of-Dedicated-Pilots-For-Channel-Estimation-Of-HS-DSCH CRITICALITY ignore EXTENSION UE-Support-Of-Dedicated-Pilots-For-Channel-Estimation-Of-HS-DSCH PRESENCE optional },
  ...
}

HSDSCH-DeleteList-RL-ReconfPrepFDD ::= SEQUENCE (SIZE (1..maxNrOfMACdFlows)) OF HSDSCH-DeleteItem-RL-ReconfPrepFDD

HSDSCH-DeleteItem-RL-ReconfPrepFDD ::= SEQUENCE {
  hSDSCH-MACdFlow-ID HSDSCH-MACdFlow-ID,
  iE-Extensions ProtocolExtensionContainer { { HSDSCH-DeleteItem-RL-ReconfPrepFDD-ExtIEs} } OPTIONAL,
  ...
}

HSDSCH-DeleteItem-RL-ReconfPrepFDD-ExtIEs RNSAP-PROTOCOL-EXTENSION ::= {
  ...
}

/* partly omitted */

-- *****
--
-- RADIO LINK RECONFIGURATION READY FDD
--

```

```

-- *****
RadioLinkReconfigurationReadyFDD ::= SEQUENCE {
    protocolIEs                ProtocolIE-Container    {{RadioLinkReconfigurationReadyFDD-IEs}},
    protocolExtensions         ProtocolExtensionContainer {{RadioLinkReconfigurationReadyFDD-Extensions}}
    ...
}

RadioLinkReconfigurationReadyFDD-IEs RNSAP-PROTOCOL-IES ::= {
    { ID id-RL-InformationResponseList-RL-ReconfReadyFDD    CRITICALITY ignore  TYPE RL-InformationResponseList-RL-ReconfReadyFDD    PRESENCE optional
    } |
    { ID id-CriticalityDiagnostics                          CRITICALITY ignore  TYPE CriticalityDiagnostics          PRESENCE optional },
    ...
}

RL-InformationResponseList-RL-ReconfReadyFDD ::= SEQUENCE (SIZE (0..maxNrOfRLs)) OF ProtocolIE-Single-Container { {RL-InformationResponse-RL-ReconfReadyFDD-IEs} }

RL-InformationResponse-RL-ReconfReadyFDD-IEs RNSAP-PROTOCOL-IES ::= {
    { ID id-RL-InformationResponseItem-RL-ReconfReadyFDD    CRITICALITY ignore  TYPE RL-InformationResponseItem-RL-ReconfReadyFDD    PRESENCE mandatory
    }
}

RL-InformationResponseItem-RL-ReconfReadyFDD ::= SEQUENCE {
    rL-ID                    RL-ID,
    max-UL-SIR                UL-SIR                OPTIONAL,
    min-UL-SIR                UL-SIR                OPTIONAL,
    maximumDLTxPower         DL-Power            OPTIONAL,
    minimumDLTxPower         DL-Power            OPTIONAL,
    secondary-CCPCH-Info     Secondary-CCPCH-Info    OPTIONAL,
    dl-CodeInformationList    DL-CodeInformationList-RL-ReconfReadyFDD    OPTIONAL,
    dCHInformationResponse    DCH-InformationResponseList-RL-ReconfReadyFDD    OPTIONAL,
    dSCHsToBeAddedOrModified DSCHsToBeAddedOrModified-RL-ReconfReadyFDD    OPTIONAL,
    iE-Extensions            ProtocolExtensionContainer { {RL-InformationResponseItem-RL-ReconfReadyFDD-ExtIEs} } OPTIONAL,
    ...
}

RL-InformationResponseItem-RL-ReconfReadyFDD-ExtIEs RNSAP-PROTOCOL-EXTENSION ::= {
    { ID id-DL-PowerBalancing-UpdatedIndicator    CRITICALITY ignore  EXTENSION    DL-PowerBalancing-UpdatedIndicator    PRESENCE optional } |
    { ID id-HSDSCH-FDD-Information-Response        CRITICALITY ignore  EXTENSION    HSDSCH-FDD-Information-Response        PRESENCE optional } |
    { ID id-Primary-CPICH-Usage-For-Channel-Estimation    CRITICALITY ignore  EXTENSION    Primary-CPICH-Usage-For-Channel-Estimation    PRESENCE optional } |
    { ID id-Secondary-CPICH-Information-Change        CRITICALITY ignore  EXTENSION    Secondary-CPICH-Information-Change        PRESENCE optional },
    ...
}

DL-CodeInformationList-RL-ReconfReadyFDD ::= ProtocolIE-Single-Container {{ DL-CodeInformationListIEs-RL-ReconfReadyFDD }}

DL-CodeInformationListIEs-RL-ReconfReadyFDD RNSAP-PROTOCOL-IES ::= {
    { ID id-FDD-DL-CodeInformation    CRITICALITY ignore  TYPE FDD-DL-CodeInformation    PRESENCE mandatory }
}

```

```

DCH-InformationResponseList-RL-ReconfReadyFDD ::= ProtocolIE-Single-Container { {DCH-InformationResponseListIEs-RL-ReconfReadyFDD} }

DCH-InformationResponseListIEs-RL-ReconfReadyFDD RNSAP-PROTOCOL-IES ::= {
  { ID id-DCH-InformationResponse      CRITICALITY ignore  TYPE DCH-InformationResponse      PRESENCE mandatory }
}

DSCHsToBeAddedOrModified-RL-ReconfReadyFDD ::= ProtocolIE-Single-Container { {DSCHsToBeAddedOrModifiedIEs-RL-ReconfReadyFDD} }

DSCHsToBeAddedOrModifiedIEs-RL-ReconfReadyFDD RNSAP-PROTOCOL-IES ::= {
  { ID id-DSCHsToBeAddedOrModified-FDD  CRITICALITY ignore  TYPE DSCH-FDD-InformationResponse  PRESENCE mandatory }
}

RadioLinkReconfigurationReadyFDD-Extensions RNSAP-PROTOCOL-EXTENSION ::= {
  { ID id-DSCH-RNTI                    CRITICALITY ignore      EXTENSION DSCH-RNTI          PRESENCE optional }|
  { ID id-HSDSCH-RNTI                  CRITICALITY reject     EXTENSION HSDSCH-RNTI        PRESENCE optional }|
  { ID id-MACHs-ResetIndicator          CRITICALITY reject     EXTENSION MACHs-ResetIndicator  PRESENCE optional },
  ...
}

/* partly omitted */

-- *****
--
-- RADIO LINK RECONFIGURATION REQUEST FDD
--
-- *****

RadioLinkReconfigurationRequestFDD ::= SEQUENCE {
  protocolIEs          ProtocolIE-Container  {{{RadioLinkReconfigurationRequestFDD-IEs}}},
  protocolExtensions  ProtocolExtensionContainer {{{RadioLinkReconfigurationRequestFDD-Extensions}}}          OPTIONAL,
  ...
}

RadioLinkReconfigurationRequestFDD-IEs RNSAP-PROTOCOL-IES ::= {
  { ID id-AllowedQueuingTime          CRITICALITY reject  TYPE AllowedQueuingTime          PRESENCE optional } |
  { ID id-UL-DPCH-Information-RL-ReconfRqstFDD  CRITICALITY reject  TYPE UL-DPCH-Information-RL-ReconfRqstFDD PRESENCE optional } |
  { ID id-DL-DPCH-Information-RL-ReconfRqstFDD  CRITICALITY reject  TYPE DL-DPCH-Information-RL-ReconfRqstFDD PRESENCE optional } |
  { ID id-FDD-DCHs-to-Modify           CRITICALITY reject  TYPE FDD-DCHs-to-Modify          PRESENCE optional } |
  { ID id-DCHs-to-Add-FDD              CRITICALITY reject  TYPE DCH-FDD-Information          PRESENCE optional } |
  { ID id-DCH-DeleteList-RL-ReconfRqstFDD  CRITICALITY reject  TYPE DCH-DeleteList-RL-ReconfRqstFDD PRESENCE optional }|
  { ID id-Transmission-Gap-Pattern-Sequence-Information  CRITICALITY reject  TYPE Transmission-Gap-Pattern-Sequence-Information PRESENCE optional },
  ...
}

UL-DPCH-Information-RL-ReconfRqstFDD ::= SEQUENCE {
  tFCS          TFCS          OPTIONAL,
  iE-Extensions ProtocolExtensionContainer { {UL-DPCH-Information-RL-ReconfRqstFDD-ExtIEs} } OPTIONAL,
  ...
}

```

```

UL-DPCH-Information-RL-ReconfRqstFDD-ExtIEs RNSAP-PROTOCOL-EXTENSION ::= {
    ...
}

DL-DPCH-Information-RL-ReconfRqstFDD ::= SEQUENCE {
    tFCS                TFCS        OPTIONAL,
    tFCI-SignallingMode TFCI-SignallingMode OPTIONAL,
    limitedPowerIncrease LimitedPowerIncrease OPTIONAL,
    iE-Extensions       ProtocolExtensionContainer { {DL-DPCH-Information-RL-ReconfRqstFDD-ExtIEs} } OPTIONAL,
    ...
}

DL-DPCH-Information-RL-ReconfRqstFDD-ExtIEs RNSAP-PROTOCOL-EXTENSION ::= {
    ...
}

DCH-DeleteList-RL-ReconfRqstFDD ::= SEQUENCE (SIZE (0..maxNrOfDCHs)) OF DCH-DeleteItem-RL-ReconfRqstFDD

DCH-DeleteItem-RL-ReconfRqstFDD ::= SEQUENCE {
    dCH-ID                DCH-ID,
    iE-Extensions         ProtocolExtensionContainer { {DCH-DeleteItem-RL-ReconfRqstFDD-ExtIEs} } OPTIONAL,
    ...
}

DCH-DeleteItem-RL-ReconfRqstFDD-ExtIEs RNSAP-PROTOCOL-EXTENSION ::= {
    ...
}

RadioLinkReconfigurationRequestFDD-Extensions RNSAP-PROTOCOL-EXTENSION ::= {
    { ID id-RL-ReconfigurationRequestFDD-RL-InformationList CRITICALITY ignore EXTENSION RL-ReconfigurationRequestFDD-RL-InformationList
    PRESENCE optional} |
    { ID id-DL-ReferencePowerInformation CRITICALITY ignore EXTENSION DL-ReferencePowerInformation PRESENCE optional } |
    { ID id-UE-Support-Of-Dedicated-Pilots-For-Channel-Estimation CRITICALITY ignore EXTENSION UE-Support-Of-Dedicated-Pilots-For-Channel-
    Estimation PRESENCE optional} |
    { ID id-UE-Support-Of-Dedicated-Pilots-For-Channel-Estimation-Of-HS-DSCH CRITICALITY ignore EXTENSION UE-Support-Of-Dedicated-Pilots-
    For-Channel-Estimation-Of-HS-DSCH PRESENCE optional},
    ...
}

RL-ReconfigurationRequestFDD-RL-InformationList ::= SEQUENCE (SIZE (0..maxNrOfRLs)) OF ProtocolIE-Single-Container {
    {RL-ReconfigurationRequestFDD-RL-Information-ListItem} }

RL-ReconfigurationRequestFDD-RL-Information-ListItem RNSAP-PROTOCOL-IES ::= {
    { ID id-RL-ReconfigurationRequestFDD-RL-Information-IEs CRITICALITY ignore TYPE RL-ReconfigurationRequestFDD-RL-Information-IEs PRESENCE optional
    }
}

RL-ReconfigurationRequestFDD-RL-Information-IEs ::= SEQUENCE {
    rL-ID                RL-ID,
    rL-Specific-DCH-Info RL-Specific-DCH-Info OPTIONAL,

```

Release 5

3GPP TS 25.423 V5.0.0(2002-03)

```

    iE-Extensions          ProtocolExtensionContainer { { RL-ReconfigurationRequestFDD-RL-Information-ExtIEs} } OPTIONAL,
    ...
}

RL-ReconfigurationRequestFDD-RL-Information-ExtIEs RNSAP-PROTOCOL-EXTENSION ::= {
    ...
}

/* partly omitted */

-- *****
--
-- RADIO LINK PARAMETER UPDATE INDICATION FDD
--
-- *****

RadioLinkParameterUpdateIndicationFDD ::= SEQUENCE {
    protocolIEs          ProtocolIE-Container {{RadioLinkParameterUpdateIndicationFDD-IEs}},
    protocolExtensions  ProtocolExtensionContainer {{RadioLinkParameterUpdateIndicationFDD-Extensions}} OPTIONAL,
    ...
}

RadioLinkParameterUpdateIndicationFDD-IEs RNSAP-PROTOCOL-IES ::= {
    { ID id-HSDSCH-FDD-Update-Information CRITICALITY reject TYPE HSDSCH-FDD-Update-Information PRESENCE optional} |
    { ID id-RL-ParameterUpdateIndicationFDD-RL-InformationList CRITICALITY reject TYPE RL-ParameterUpdateIndicationFDD-RL-
    InformationList PRESENCE optional } ,
    ...
}

RL-ParameterUpdateIndicationFDD-RL-InformationList ::= SEQUENCE (SIZE (1..maxNrOfRLs)) OF ProtocolIE-Single-Container { { RL-
ParameterUpdateIndicationFDD-RL-InformationList-IEs} }

RL-ParameterUpdateIndicationFDD-RL-InformationList-IEs RNSAP-PROTOCOL-IES ::= {
    { ID id-RL-ParameterUpdateIndicationFDD-RL-Information-Item CRITICALITY reject TYPE RL-ParameterUpdateIndicationFDD-RL-Information-Item
    PRESENCE mandatory }
}

RL-ParameterUpdateIndicationFDD-RL-Information-Item ::= SEQUENCE {
    rL-ID RL-ID,
    phase-Reference-Update-Indicator Phase-Reference-Update-Indicator OPTIONAL,
    iE-Extensions ProtocolExtensionContainer { { RL-ParameterUpdateIndicationFDD-RL-Information-ExtIEs} } OPTIONAL,
    ...
}

RL-ParameterUpdateIndicationFDD-RL-Information-ExtIEs RNSAP-PROTOCOL-EXTENSION ::= {
    ...
}

RadioLinkParameterUpdateIndicationFDD-Extensions RNSAP-PROTOCOL-EXTENSION ::= {
    ...
}

```


Release 5

}

`/* partly omitted */`

3GPP TS 25.423 V5.0.0(2002-03)

9.3.4 Information Element Definitions

```
-- *****
--
-- Information Element Definitions
--
-- *****

/* partly omitted */

-- C

Cause ::= CHOICE {
    radioNetwork      CauseRadioNetwork,
    transport         CauseTransport,
    protocol          CauseProtocol,
    misc              CauseMisc,
    ...
}

CauseMisc ::= ENUMERATED {
    control-processing-overload,
    hardware-failure,
    om-intervention,
    not-enough-user-plane-processing-resources,
    unspecified,
    ...
}

CauseProtocol ::= ENUMERATED {
    transfer-syntax-error,
    abstract-syntax-error-reject,
    abstract-syntax-error-ignore-and-notify,
    message-not-compatible-with-receiver-state,
    semantic-error,
    unspecified,
    abstract-syntax-error-falsely-constructed-message,
    ...
}

CauseRadioNetwork ::= ENUMERATED {
    unknown-C-ID,
    cell-not-available,
    power-level-not-supported,
    ul-scrambling-code-already-in-use,
    dl-radio-resources-not-available,
    ul-radio-resources-not-available,
    measurement-not-supported-for-the-object,
    combining-resources-not-available,
    combining-not-supported,
}
```

```

reconfiguration-not-allowed,
requested-configuration-not-supported,
synchronisation-failure,
requested-tx-diversity-mode-not-supported,
measurement-temporarily-not-available,
unspecified,
invalid-CM-settings,
reconfiguration-CFN-not-elapsed,
number-of-DL-codes-not-supported,
dedicated-transport-channel-type-not-supported,
dl-shared-channel-type-not-supported,
ul-shared-channel-type-not-supported,
common-transport-channel-type-not-supported,
ul-spreading-factor-not-supported,
dl-spreading-factor-not-supported,
cm-not-supported,
transaction-not-supported-by-destination-node-b,
rl-already-activated-or-allocated,
...,
number-of-UL-codes-not-supported,
cell-reserved-for-operator-use,
dpc-mode-change-not-supported,
information-temporarily-not-available,
information-provision-not-supported-for-the-object,
power-balancing-status-not-compatible,
delayed-activation-not-supported,
rl-timing-adjustment-not-supported,
unknown-RNTI
}

CauseTransport ::= ENUMERATED {
    transport-resource-unavailable,
    unspecified,
    ...
}

CellCapabilityContainer-FDD ::= BIT STRING (SIZE (32))
-- First bit: Flexible Hard Split Support Indicator
-- Second bit: Delayed Activation Support Indicator
-- Third bit: HS-DSCH Support Indicator
-- Fourth bit: DSCH Support Indicator
-- Note that undefined bits are considered as a spare bit and spare bits shall be set to 0 by the transmitter and shall be ignored by the receiver.

CellCapabilityContainer-TDD ::= BIT STRING (SIZE (32))
-- First bit: Delayed Activation Support Indicator
-- Second bit: HS-DSCH Support Indicator
-- Third bit: DSCH Support Indicator
-- Note that undefined bits are considered as a spare bit and spare bits shall be set to 0 by the transmitter and shall be ignored by the receiver.

CellCapabilityContainer-TDD-LCR ::= BIT STRING (SIZE (32))
-- First bit: Delayed Activation Support Indicator

```

Release 5**3GPP TS 25.423 V5.0.0(2002-03)**

-- Second bit: HS-DSCH Support Indicator
-- Third bit: DSCH Support Indicator
-- Note that undefined bits are considered as a spare bit and spare bits shall be set to 0 by the transmitter and shall be ignored by the receiver.

```
C-ID ::= INTEGER (0..65535)

CCTrCH-ID ::= INTEGER (0..15)

Cell-Capacity-Class-Value ::= SEQUENCE {
    uplinkCellCapacityClassValue INTEGER(1..100,...),
    downlinkCellCapacityClassValue INTEGER(1..100,...)
}

CellIndividualOffset ::= INTEGER (-20..20)

CellParameterID ::= INTEGER (0..127,...)

CFN ::= INTEGER (0..255)

CGI ::= SEQUENCE {
    LAI SEQUENCE {
        pLMN-Identity PLMN-Identity,
        lAC LAC,
        iE-Extensions ProtocolExtensionContainer { {LAI-ExtIEs} } OPTIONAL,
        ...
    },
    cI CI,
    iE-Extensions ProtocolExtensionContainer { {CGI-ExtIEs} } OPTIONAL
}

LAI-ExtIEs RNSAP-PROTOCOL-EXTENSION ::= {
    ...
}

CGI-ExtIEs RNSAP-PROTOCOL-EXTENSION ::= {
    ...
}

ChannelCodingType ::= ENUMERATED {
    no-codingTDD,
    convolutional-coding,
    turbo-coding,
    ...
}

ChipOffset ::= INTEGER (0..38399)

CI ::= OCTET STRING (SIZE (2))

ClosedLoopModel-SupportIndicator ::= ENUMERATED {
```

Release 5**3GPP TS 25.423 V5.0.0(2002-03)**

```
closedLoop-Model-Supported,
closedLoop-Model-not-Supported
}

ClosedLoopMode2-SupportIndicator ::= ENUMERATED {
    closedLoop-Mode2-Supported,
    closedLoop-Mode2-not-Supported
}

Closedlooptimingadjustmentmode ::= ENUMERATED {
    adj-1-slot,
    adj-2-slot,
    ...
}

CodeNumber ::= INTEGER (0..maxCodeNumComp-1)

CodingRate ::= ENUMERATED {
    half,
    third,
    ...
}

CommonMeasurementAccuracy ::= CHOICE {
    tUTRANGPSMeasurementAccuracyClass    TUTRANGPSAccuracyClass,
    ...
}

CommonMeasurementType ::= ENUMERATED {
    uTRAN-GPS-timing-of-cell-frames-for-UE-Positioning,
    sFN-SFN-observerd-time-difference,
    load,
    transmitted-carrier-power,
    received-total-wide-band-power,
    uplink-timeslot-iscp,
    ...,
    rT-load,
    nRT-load-Information
}

-- For measurements on the Iur-g interface, only load, RT Load and NRT Load information are requested.

CommonMeasurementValue ::= CHOICE {
    tUTRANGPSMeasurementValueInformation    TUTRANGPSMeasurementValueInformation,
    sFNSFNMeasurementValueInformation       SFNSFNMeasurementValueInformation,
    loadValue                                LoadValue,
    transmittedCarrierPowerValue            INTEGER(0..100),
    receivedTotalWideBandPowerValue        INTEGER(0..621),
    uplinkTimeslotISCPValue                UL-TimeslotISCP,
    ...,
    rTLoadValue                             RTLoadValue,
    nRTLoadInformationValue                 NRTLoadInformationValue
}
```

Release 5**3GPP TS 25.423 V5.0.0(2002-03)**

```
}
-- For measurements on the Iur-g interface, only load, RT Load and NRT Load values are reported.

CommonMeasurementValueInformation ::= CHOICE {
    measurementAvailable      CommonMeasurementAvailable,
    measurementnotAvailable   NULL
}

CommonMeasurementAvailable ::= SEQUENCE {
    commonMeasurementValue      CommonMeasurementValue,
    iE-Extensions              ProtocolExtensionContainer { { CommonMeasurementAvailableItem-ExtIEs} } OPTIONAL,
    ...
}

CommonMeasurementAvailableItem-ExtIEs RNSAP-PROTOCOL-EXTENSION ::= {
    ...
}

CongestionCause ::= ENUMERATED {
    uTRAN-dynamic-resources,
    uTRAN-semistatic-resources,
    ...
}

CommonTransportChannelResourcesInitialisationNotRequired ::= ENUMERATED {
    not-Required
}

CoverageIndicator ::= ENUMERATED {
    overlap,
    covers,
    containedIn,
    ...
}

CRC-Size ::= ENUMERATED {
    v0,
    v8,
    v12,
    v16,
    v24,
    ...
}

CriticalityDiagnostics ::= SEQUENCE {
    procedureID                ProcedureID          OPTIONAL,
    triggeringMessage          TriggeringMessage    OPTIONAL,
    procedureCriticality       Criticality          OPTIONAL,
    transactionID              TransactionID       OPTIONAL,
    iEsCriticalityDiagnostics  CriticalityDiagnostics-IE-List OPTIONAL,
    iE-Extensions              ProtocolExtensionContainer { {CriticalityDiagnostics-ExtIEs} } OPTIONAL,
}
```

```

}
...
}
CriticalityDiagnostics-ExtIEs RNSAP-PROTOCOL-EXTENSION ::= {
...
}
CriticalityDiagnostics-IE-List ::= SEQUENCE (SIZE (1..maxNrOfErrors)) OF
SEQUENCE {
    iECriticality          Criticality,
    iE-ID                  ProtocolIE-ID,
    repetitionNumber       RepetitionNumber0      OPTIONAL,
    iE-Extensions          ProtocolExtensionContainer { {CriticalityDiagnostics-IE-List-ExtIEs} } OPTIONAL,
    ...
}
CriticalityDiagnostics-IE-List-ExtIEs RNSAP-PROTOCOL-EXTENSION ::= {
{ ID id-MessageStructure    CRITICALITY ignore      EXTENSION MessageStructure    PRESENCE optional }|
{ ID id-TypeOfError         CRITICALITY ignore      EXTENSION TypeOfError         PRESENCE mandatory },
...
}
MessageStructure ::= SEQUENCE (SIZE (1..maxNrOfLevels)) OF
SEQUENCE {
    iE-ID                  ProtocolIE-ID,
    repetitionNumber       RepetitionNumber1      OPTIONAL,
    iE-Extensions          ProtocolExtensionContainer { {MessageStructure-ExtIEs} } OPTIONAL,
    ...
}
MessageStructure-ExtIEs RNSAP-PROTOCOL-EXTENSION ::= {
...
}
CN-CS-DomainIdentifier ::= SEQUENCE {
    pLMN-Identity          PLMN-Identity,
    LAC                    LAC,
    iE-Extensions          ProtocolExtensionContainer { {CN-CS-DomainIdentifier-ExtIEs} } OPTIONAL
}
CN-CS-DomainIdentifier-ExtIEs RNSAP-PROTOCOL-EXTENSION ::= {
...
}
CN-PS-DomainIdentifier ::= SEQUENCE {
    pLMN-Identity          PLMN-Identity,
    LAC                    LAC,
    rAC                    RAC,
    iE-Extensions          ProtocolExtensionContainer { {CN-PS-DomainIdentifier-ExtIEs} } OPTIONAL
}

```

```
CN-PS-DomainIdentifier-ExtIEs RNSAP-PROTOCOL-EXTENSION ::= {
    ...
}

CNDomainType ::= ENUMERATED {
    cs-domain,
    ps-domain,
    dont-care,
    ...
}
-- See in [16]

CQI-Feedback-Cycle ::= ENUMERATED {v0, v1, v5, v10, v20, v40, v80,...}

CQI-Power-Offset ::= INTEGER (0..8,...)
-- According to mapping in ref. [21] subclause 4.2.1

CQI-RepetitionFactor ::= INTEGER (1..4,...)
-- Step: 1

C-RNTI ::= INTEGER (0..65535)

/* partly omitted */

-- P

PagingCause ::= ENUMERATED {
    terminating-conversational-call,
    terminating-streaming-call,
    terminating-interactive-call,
    terminating-background-call,
    terminating-low-priority-signalling,
    ...,
    terminating-high-priority-signalling,
    terminating-cause-unknown
}
-- See in [16]

PagingRecordType ::= ENUMERATED {
    imsi-gsm-map,
    tmsi-gsm-map,
    p-tmsi-gsm-map,
    imsi-ds-41,
    tmsi-ds-41,
    ...
}
-- See in [16]

PartialReportingIndicator ::= ENUMERATED {
    partial-reporting-allowed
```



```

}

PayloadCRC-PresenceIndicator ::= ENUMERATED {
    crc-included,
    crc-not-included
}

PCCPCH-Power ::= INTEGER (-150..400,...)
-- PCCPCH-power = power * 10
-- If power <= -15 PCCPCH shall be set to -150
-- If power >= 40 PCCPCH shall be set to 400
-- Unit dBm, Range -15dBm .. +40 dBm, Step 0.1dBm

PCH-InformationList ::= SEQUENCE (SIZE(0..1)) OF PCH-InformationItem

PCH-InformationItem ::= SEQUENCE {
    transportFormatSet      TransportFormatSet,
    iE-Extensions           ProtocolExtensionContainer { { PCH-InformationItem-ExtIEs } } OPTIONAL,
    ...
}

PCH-InformationItem-ExtIEs RNSAP-PROTOCOL-EXTENSION ::= {
    ...
}

PC-Preamble ::= INTEGER(0..7,...)

PDSCHCodeMapping ::= SEQUENCE {
    dL-ScramblingCode      DL-ScramblingCode,
    signallingMethod       PDSCHCodeMapping-SignallingMethod,
    iE-Extensions          ProtocolExtensionContainer { { PDSCHCodeMapping-ExtIEs } } OPTIONAL,
    ...
}

PDSCHCodeMapping-ExtIEs RNSAP-PROTOCOL-EXTENSION ::= {
    ...
}

PDSCHCodeMapping-SignallingMethod ::= CHOICE {
    pDSCHCodeMapping-SignallingMethod-CodeRange      PDSCHCodeMapping-SignallingMethod-CodeRange,
    pDSCHCodeMapping-SignallingMethod-TFCIRange      PDSCHCodeMapping-SignallingMethod-TFCIRange,
    pDSCHCodeMapping-SignallingMethod-Explicit      PDSCHCodeMapping-SignallingMethod-Explicit,
    ...,
    pDSCHCodeMapping-SignallingMethod-Replace      PDSCHCodeMapping-SignallingMethod-Replace
}

PDSCHCodeMapping-SignallingMethod-CodeRange ::= SEQUENCE (SIZE (1..maxNoCodeGroups)) OF
SEQUENCE {
    spreadingFactor      SpreadingFactor,
    multi-code-info      Multi-code-info,
    start-CodeNumber     CodeNumber,

```

Release 5**3GPP TS 25.423 V5.0.0(2002-03)**

```

stop-CodeNumber      CodeNumber,
iE-Extensions        ProtocolExtensionContainer { { PDSCHCodeMapping-SignallingMethod-CodeRange-ExtIEs } } OPTIONAL,
...
}

PDSCHCodeMapping-SignallingMethod-CodeRange-ExtIEs RNSAP-PROTOCOL-EXTENSION ::= {
...
}

PDSCHCodeMapping-SignallingMethod-TFCIRange ::= SEQUENCE (SIZE (1..maxNoTFCIGroups)) OF
SEQUENCE {
maxTFCIvalue         MaxTFCIvalue,
spreadingFactor      SpreadingFactor,
multi-code-info      Multi-code-info,
codeNumber           CodeNumber,
iE-Extensions        ProtocolExtensionContainer { { PDSCHCodeMapping-SignallingMethod-TFCIRange-ExtIEs } } OPTIONAL,
...
}

PDSCHCodeMapping-SignallingMethod-TFCIRange-ExtIEs RNSAP-PROTOCOL-EXTENSION ::= {
...
}

PDSCHCodeMapping-SignallingMethod-Explicit ::= SEQUENCE (SIZE (1..maxTFCI2Combs)) OF
SEQUENCE {
spreadingFactor      SpreadingFactor,
multi-code-info      Multi-code-info,
codeNumber           CodeNumber,
iE-Extensions        ProtocolExtensionContainer { { PDSCHCodeMapping-SignallingMethod-Explicit-ExtIEs } } OPTIONAL,
...
}

PDSCHCodeMapping-SignallingMethod-Explicit-ExtIEs RNSAP-PROTOCOL-EXTENSION ::= {
...
}

PDSCHCodeMapping-SignallingMethod-Replace ::= SEQUENCE (SIZE (1..maxTFCI2Combs)) OF
SEQUENCE {
tfci-Field2          TFCS-MaxTFCI-field2-Value,
spreadingFactor      SpreadingFactor,
multi-CodeInfo       Multi-code-info,
codeNumber           CodeNumber,
iE-Extensions        ProtocolExtensionContainer { { PDSCHCodeMapping-SignallingMethod-Replace-ExtIEs } } OPTIONAL,
...
}

PDSCHCodeMapping-SignallingMethod-Replace-ExtIEs RNSAP-PROTOCOL-EXTENSION ::= {
...
}

Periodic ::= SEQUENCE {

```

Release 5**3GPP TS 25.423 V5.0.0(2002-03)**

```
    reportPeriodicity      ReportPeriodicity,
    iE-Extensions          ProtocolExtensionContainer { {Periodic-ExtIEs} } OPTIONAL,
    ...
}

Periodic-ExtIEs RNSAP-PROTOCOL-EXTENSION ::= {
    ...
}

PeriodicInformation ::= SEQUENCE {
    informationReportPeriodicity      InformationReportPeriodicity,
    iE-Extensions                    ProtocolExtensionContainer { {PeriodicInformation-ExtIEs} } OPTIONAL,
    ...
}

PeriodicInformation-ExtIEs RNSAP-PROTOCOL-EXTENSION ::= {
    ...
}

Permanent-NAS-UE-Identity ::= CHOICE {
    imsi      IMSI,
    ...
}

Phase-Reference-Update-Indicator ::= ENUMERATED {
    Phase-reference-needs-to-be-changed
}

PLMN-Identity ::= OCTET STRING (SIZE(3))

PowerAdjustmentType ::= ENUMERATED {
    none,
    common,
    individual
}

PowerOffset ::= INTEGER (0..24)

PRC ::= INTEGER (-2047..2047)
--pseudo range correction; scaling factor 0.32 meters

PRCDeviation ::= ENUMERATED {
    prcd1,
    prcd2,
    prcd5,
    prcd10,
    ...
}

Pre-emptionCapability ::= ENUMERATED {
    shall-not-trigger-pre-emption,

```

Release 5**3GPP TS 25.423 V5.0.0(2002-03)**

```
    may-trigger-pre-emption
  }

Pre-emptionVulnerability ::= ENUMERATED {
    not-pre-emptable,
    pre-emptable
}

PredictedSFNSFNDeviationLimit ::= INTEGER (1..256)
-- Unit chip, Step 1/16 chip, Range 1/16..16 chip

PredictedTUTRANGPSDeviationLimit ::= INTEGER (1..256)
-- Unit chip, Step 1/16 chip, Range 1/16..16 chip

PrimaryCPICH-Power          ::= INTEGER (-100..500)
-- step 0.1 (Range -10.0..50.0) Unit is dBm

PrimaryCPICH-EcNo          ::= INTEGER (-30..30)

Primary-CPICH-Usage-For-Channel-Estimation ::= ENUMERATED {
    primary-CPICH-may-be-used,
    primary-CPICH-shall-not-be-used
}

PrimaryCCPCH-RSCP          ::= INTEGER (0..91)
-- According to mapping in [14]

PrimaryScramblingCode      ::= INTEGER (0..511)

PriorityLevel               ::= INTEGER (0..15)
-- 0 = spare, 1 = highest priority, ...14 = lowest priority and 15 = no priority

PriorityQueue-Id ::= INTEGER (0..maxNrOfPrioQueues-1)

PriorityQueue-InfoList ::= SEQUENCE (SIZE (1..maxNrOfPrioQueues)) OF PriorityQueue-InfoItem

PriorityQueue-InfoItem ::= SEQUENCE {
    priorityQueue-Id          PriorityQueue-Id,
    schedulingPriorityIndicator SchedulingPriorityIndicator,
    t1                        T1,
    mAC-hsWindowSize          MAC-hsWindowSize,
    mAC-hsGuaranteedBitRate   MACHsGuaranteedBitRate OPTIONAL,
    mACdPDU-Size-Index        MACdPDU-Size-IndexList,
    iE-Extensions             ProtocolExtensionContainer { { PriorityQueue-InfoItem-ExtIEs } } OPTIONAL,
    ...
}

PriorityQueue-InfoItem-ExtIEs RNSAP-PROTOCOL-EXTENSION ::= {
    ...
}
```

Release 5**3GPP TS 25.423 V5.0.0(2002-03)**

```

PriorityQueue-InfoList-to-Modify ::= SEQUENCE (SIZE (1..maxNrOfPrioQueues)) OF PriorityQueue-InfoItem-to-Modify

PriorityQueue-InfoItem-to-Modify ::= SEQUENCE {
    priorityQueue-Id          PriorityQueue-Id,
    schedulingPriorityIndicator SchedulingPriorityIndicator          OPTIONAL,
    t1                        T1                                      OPTIONAL,
    mAC-hsWindowSize          MAC-hsWindowSize                      OPTIONAL,
    mAChsGuaranteedBitRate    MACHsGuaranteedBitRate              OPTIONAL,
    mACdPDU-Size-Index-to-Modify MACdPDU-Size-IndexList-to-Modify    OPTIONAL,
    iE-Extensions             ProtocolExtensionContainer { { PriorityQueue-InfoItem-to-Modify-ExtIEs } } OPTIONAL,
    ...
}

PriorityQueue-InfoItem-to-Modify-ExtIEs RNSAP-PROTOCOL-EXTENSION ::= {
    ...
}

PropagationDelay ::= INTEGER (0..255)

PunctureLimit ::= INTEGER (0..15)
-- 0: 40%; 1: 44%; ... 14: 96%; 15: 100

/* partly omitted */

-- S

SAC ::= OCTET STRING (SIZE (2))

SAI ::= SEQUENCE {
    pLMN-Identity    PLMN-Identity,
    LAC              LAC,
    sAC              SAC,
    iE-Extensions    ProtocolExtensionContainer { {SAI-ExtIEs} } OPTIONAL
}

SAI-ExtIEs RNSAP-PROTOCOL-EXTENSION ::= {
    ...
}

SAT-ID ::= INTEGER (0..63)

SCH-TimeSlot ::= INTEGER (0..6)

ScaledAdjustmentRatio ::= INTEGER(0..100)
-- AdjustmentRatio = ScaledAdjustmentRatio / 100

Secondary-CCPCH-Info ::= SEQUENCE {
    fDD-S-CCPCH-Offset    FDD-S-CCPCH-Offset,
    dl-ScramblingCode     DL-ScramblingCode,
    fDD-DL-ChannelisationCodeNumber FDD-DL-ChannelisationCodeNumber,
    dl-TFCS               TFCS,
}

```

Release 5

3GPP TS 25.423 V5.0.0(2002-03)

```

secondaryCCPCH-SlotFormat      SecondaryCCPCH-SlotFormat,
tFCI-Presence                  TFCI-Presence OPTIONAL,
-- This IE shall be present only if the Secondary CCPCH Slot Format IE is equal to any of the values from 8 to 17
multiplexingPosition           MultiplexingPosition,
sTTD-Indicator                 STTD-Indicator,
fACH-PCH-InformationList       FACH-PCH-InformationList,
iB-schedulingInformation        IB-SchedulingInformation,
iE-Extensions                  ProtocolExtensionContainer { { Secondary-CCPCH-Info-ExtIEs } } OPTIONAL,
...
}

Secondary-CCPCH-Info-ExtIEs RNSAP-PROTOCOL-EXTENSION ::= {
...
}

Secondary-CCPCH-Info-TDD ::= SEQUENCE {
dl-TFCS                        TFCS,
tFCI-Coding                    TFCI-Coding,
secondary-CCPCH-TDD-InformationList Secondary-CCPCH-TDD-InformationList,
fACH-InformationList           FACH-InformationList,
pCH-InformationList            PCH-InformationList,
iE-Extensions                  ProtocolExtensionContainer { { Secondary-CCPCH-Info-TDD-ExtIEs } } OPTIONAL,
...
}

Secondary-CCPCH-Info-TDD-ExtIEs RNSAP-PROTOCOL-EXTENSION ::= {
...
}

Secondary-CPICH-Information ::= SEQUENCE {
dl-ScramblingCode              DL-ScramblingCode,
fDD-DL-ChannelisationCodeNumber FDD-DL-ChannelisationCodeNumber,
iE-Extensions                  ProtocolExtensionContainer { { Secondary-CPICH-Information-ExtIEs } } OPTIONAL,
...
}

Secondary-CPICH-Information-ExtIEs RNSAP-PROTOCOL-EXTENSION ::= {
...
}

Secondary-CPICH-Information-Change ::= CHOICE {
new-secondary-CPICH            Secondary-CPICH-Information,
secondary-CPICH-shall-not-be-used NULL,
...
}

Secondary-LCR-CCPCH-Info-TDD ::= SEQUENCE {
dl-TFCS                        TFCS,
tFCI-Coding                    TFCI-Coding,
secondary-LCR-CCPCH-TDD-InformationList Secondary-LCR-CCPCH-TDD-InformationList,
fACH-InformationList           FACH-InformationList,

```

Release 5**3GPP TS 25.423 V5.0.0(2002-03)**

```

    pCH-InformationList          PCH-InformationList,
    iE-Extensions                ProtocolExtensionContainer { { Secondary-LCR-CCPCH-Info-TDD-ExtIEs} } OPTIONAL,
    ...
}

Secondary-LCR-CCPCH-Info-TDD-ExtIEs RNSAP-PROTOCOL-EXTENSION ::= {
    ...
}

Secondary-CCPCH-TDD-InformationList ::= SEQUENCE (SIZE(0.. maxNrOfSCCPCHs)) OF Secondary-CCPCH-TDD-InformationItem

Secondary-CCPCH-TDD-InformationItem ::= SEQUENCE {
    timeSlot                    TimeSlot,
    midambleShiftAndBurstType   MidambleShiftAndBurstType,
    tFCI-Presence                TFCI-Presence,
    secondary-CCPCH-TDD-Code-Information Secondary-CCPCH-TDD-Code-Information,
    tDD-PhysicalChannelOffset    TDD-PhysicalChannelOffset,
    repetitionLength             RepetitionLength,
    repetitionPeriod             RepetitionPeriod,
    iE-Extensions                ProtocolExtensionContainer { { Secondary-CCPCH-TDD-InformationItem-ExtIEs} } OPTIONAL,
    ...
}

Secondary-CCPCH-TDD-InformationItem-ExtIEs RNSAP-PROTOCOL-EXTENSION ::= {
    ...
}

Secondary-LCR-CCPCH-TDD-InformationList ::= SEQUENCE (SIZE(0.. maxNrOfSCCPCHs)) OF Secondary-LCR-CCPCH-TDD-InformationItem

Secondary-LCR-CCPCH-TDD-InformationItem ::= SEQUENCE {
    timeSlotLCR                 TimeSlotLCR,
    midambleShiftLCR            MidambleShiftLCR,
    tFCI-Presence                TFCI-Presence,
    secondary-LCR-CCPCH-TDD-Code-Information Secondary-LCR-CCPCH-TDD-Code-Information,
    tDD-PhysicalChannelOffset    TDD-PhysicalChannelOffset,
    repetitionLength             RepetitionLength,
    repetitionPeriod             RepetitionPeriod,
    iE-Extensions                ProtocolExtensionContainer { { Secondary-LCR-CCPCH-TDD-InformationItem-ExtIEs} } OPTIONAL,
    ...
}

Secondary-LCR-CCPCH-TDD-InformationItem-ExtIEs RNSAP-PROTOCOL-EXTENSION ::= {
    ...
}

Secondary-CCPCH-TDD-Code-Information ::= SEQUENCE ( SIZE (1..maxNrOfSCCPCHs)) OF Secondary-CCPCH-TDD-Code-InformationItem

Secondary-CCPCH-TDD-Code-InformationItem ::= SEQUENCE {
    tDD-ChannelisationCode      TDD-ChannelisationCode,
    iE-Extensions                ProtocolExtensionContainer { {Secondary-CCPCH-TDD-Code-InformationItem-ExtIEs} } OPTIONAL,
    ...
}

```

Release 5**3GPP TS 25.423 V5.0.0(2002-03)**

```
}  
  
Secondary-CCPCH-TDD-Code-InformationItem-ExtIEs RNSAP-PROTOCOL-EXTENSION ::= {  
    ...  
}  
  
Secondary-LCR-CCPCH-TDD-Code-Information ::= SEQUENCE ( SIZE (1..maxNrOfSCCPCHs)) OF Secondary-LCR-CCPCH-TDD-Code-InformationItem  
  
Secondary-LCR-CCPCH-TDD-Code-InformationItem ::= SEQUENCE {  
    tDD-ChannelisationCodeLCR          TDD-ChannelisationCodeLCR,  
    s-CCPCH-TimeSlotFormat-LCR        TDD-DL-DPCH-TimeSlotFormat-LCR,  
    iE-Extensions                      ProtocolExtensionContainer { {Secondary-LCR-CCPCH-TDD-Code-InformationItem-ExtIEs} } OPTIONAL,  
    ...  
}  
  
Secondary-LCR-CCPCH-TDD-Code-InformationItem-ExtIEs RNSAP-PROTOCOL-EXTENSION ::= {  
    ...  
}  
  
SecondInterleavingMode ::= ENUMERATED {  
    frame-related,  
    timeslot-related,  
    ...  
}  
  
Seed ::= INTEGER (0..63)  
  
SFN ::= INTEGER (0..4095)  
  
SFNSFN-FDD ::= INTEGER(0..614399)  
  
SFNSFN-TDD ::= INTEGER(0..40961)  
  
GA-AccessPointPositionwithOptionalAltitude ::= SEQUENCE {  
    geographicalCoordinate             GeographicalCoordinate,  
    altitudeAndDirection              GA-AltitudeAndDirection OPTIONAL,  
    iE-Extensions                    ProtocolExtensionContainer { { GA-AccessPointPositionwithOptionalAltitude-ExtIEs} } OPTIONAL,  
    ...  
}  
  
GA-AccessPointPositionwithOptionalAltitude-ExtIEs RNSAP-PROTOCOL-EXTENSION ::= {  
    ...  
}  
  
SFNSFNChangeLimit ::= INTEGER (1..256)  
-- Unit chip, Step 1/16 chip, Range 1/16..16 chip  
  
SFNSFNDriftRate ::= INTEGER (-100..100)  
-- Unit chip/s, Step 1/256 chip/s, Range -100/256..+100/256 chip/s  
  
SFNSFNDriftRateQuality ::= INTEGER (0..100)
```


Release 5

3GPP TS 25.423 V5.0.0(2002-03)

-- Unit chip/s, Step 1/256 chip/s, Range 0..100/256 chip/s

```
SFNSFNMeasurementThresholdInformation ::= SEQUENCE {
    sFNSFNChangeLimit          SFNSFNChangeLimit          OPTIONAL,
    predictedSFNSFNDeviationLimit PredictedSFNSFNDeviationLimit OPTIONAL,
    iE-Extensions              ProtocolExtensionContainer { { SFNSFNMeasurementThresholdInformation-ExtIEs} } OPTIONAL,
    ...
}

SFNSFNMeasurementThresholdInformation-ExtIEs RNSAP-PROTOCOL-EXTENSION ::= {
    ...
}

SFNSFNMeasurementValueInformation ::= SEQUENCE {
    successfulNeighbouringCellSFNSFNObservedTimeDifferenceMeasurementInformation SEQUENCE (SIZE(1..maxNrOfMeasNCell)) OF
        SEQUENCE {
            uC-ID          UC-ID,
            sFNSFNValue     SFNSFNValue,
            sFNSFNQuality   SFNSFNQuality          OPTIONAL,
            sFNSFNDriftRate SFNSFNDriftRate,
            sFNSFNDriftRateQuality SFNSFNDriftRateQuality,
            sFNSFNTimeStampInformation SFNSFNTimeStampInformation OPTIONAL,
            iE-Extensions   ProtocolExtensionContainer { {
                SuccessfulNeighbouringCellSFNSFNObservedTimeDifferenceMeasurementInformationItem-ExtIEs} } OPTIONAL,
            ...
        },
    unsuccessfulNeighbouringCellSFNSFNObservedTimeDifferenceMeasurementInformation SEQUENCE (SIZE(0..maxNrOfMeasNCell-1)) OF
        SEQUENCE {
            uC-ID          UC-ID,
            iE-Extensions ProtocolExtensionContainer { { UnsuccessfulNeighbouringCellSFNSFNObservedTimeDifferenceMeasurementInformationItem-
                ExtIEs} } OPTIONAL,
            ...
        },
    iE-Extensions ProtocolExtensionContainer { { SFNSFNMeasurementValueInformationItem-ExtIEs} } OPTIONAL,
    ...
}

SFNSFNMeasurementValueInformationItem-ExtIEs RNSAP-PROTOCOL-EXTENSION ::= {
    ...
}

SuccessfulNeighbouringCellSFNSFNObservedTimeDifferenceMeasurementInformationItem-ExtIEs RNSAP-PROTOCOL-EXTENSION ::= {
    ...
}

UnsuccessfulNeighbouringCellSFNSFNObservedTimeDifferenceMeasurementInformationItem-ExtIEs RNSAP-PROTOCOL-EXTENSION ::= {
    ...
}
```

Release 5**3GPP TS 25.423 V5.0.0(2002-03)**

```
}

SFNSFNQuality ::= INTEGER (0..255)
-- Unit chip, Step 1/16 chip, Range 0.. 255/16 chip

SFNSFNTimeStampInformation ::= CHOICE {
    sFNSFNTimeStamp-FDD      SFN,
    sFNSFNTimeStamp-TDD      SFNSFNTimeStamp-TDD,
    ...
}

SFNSFNTimeStamp-TDD ::= SEQUENCE {
    sFN                      SFN,
    timeSlot                 TimeSlot,
    iE-Extensions            ProtocolExtensionContainer { { SFNSFNTimeStamp-ExtIEs}} OPTIONAL,
    ...
}

SFNSFNTimeStamp-ExtIEs RNSAP-PROTOCOL-EXTENSION ::= {
    ...
}

SFNSFNValue ::= CHOICE {
    sFNSFN-FDD              SFNSFN-FDD,
    sFNSFN-TDD              SFNSFN-TDD,
    ...
}

SID ::= INTEGER (0..maxNrOfPDUIndexes-1)

SIR-Error-Value           ::= INTEGER (0..125)

SIR-Error-Value-IncrDecrThres           ::= INTEGER (0..124)

SIR-Value                 ::= INTEGER (0..63)
-- According to mapping in 25.215/25.225

SIR-Value-IncrDecrThres ::= INTEGER (0..62)

SecondaryCCPCH-SlotFormat           ::= INTEGER (0..17,...)
-- refer to 25.211

S-FieldLength              ::= ENUMERATED {
    v1,
    v2,
    ...
}
```

```
SNA-Information ::= SEQUENCE {
    pLMN-Identity    PLMN-Identity,
    listOfSNAs      ListOfSNAs                               OPTIONAL,
    iE-Extensions   ProtocolExtensionContainer { { SNA-Information-ExtIEs } } OPTIONAL,
    ...
}

SNA-Information-ExtIEs RNSAP-PROTOCOL-EXTENSION ::= {
    ...
}

ListOfSNAs ::= SEQUENCE (SIZE (1.. maxNrOfSNAs, ...)) OF SNACode

SNACode ::= INTEGER (0..65535)

SpecialBurstScheduling ::= INTEGER (1..256)

SplitType ::= ENUMERATED {
    hard,
    logical
}

SpreadingFactor      ::= INTEGER (4| 8| 16| 32| 64| 128| 256)

S-RNTI               ::= INTEGER (0..1048575)
-- From 0 to 2^20-1

SRB-Delay ::= INTEGER(0..7,...)

SSDT-CellID ::= ENUMERATED {
    a,
    b,
    c,
    d,
    e,
    f,
    g,
    h
}

SSDT-CellID-Length ::= ENUMERATED {
    short,
    medium,
    long
}

SSDT-Indication ::= ENUMERATED {
    sSDT-active-in-the-UE,
    sSDT-not-active-in-the-UE
}
```

```
SSDT-SupportIndicator ::= ENUMERATED {
    sSDT-supported,
    sSDT-not-supported
}

STTD-Indicator ::= ENUMERATED {
    active,
    inactive
}

STTD-SupportIndicator ::= ENUMERATED {
    sTTD-Supported,
    sTTD-not-Supported
}

Support-8PSK ::= ENUMERATED {
    v8PSK-Supported
}

SyncCase ::= INTEGER (1..2,...)

SynchronisationConfiguration ::= SEQUENCE {
    n-INSYNC-IND          INTEGER (1..256),
    n-OUTSYNC-IND        INTEGER (1..256),
    t-RLFAILURE          INTEGER (0..255),
    -- Unit seconds, Range 0s .. 25.5s, Step 0.1s
    iE-Extensions       ProtocolExtensionContainer { { SynchronisationConfiguration-ExtIEs} } OPTIONAL,
    ...
}

SynchronisationConfiguration-ExtIEs RNSAP-PROTOCOL-EXTENSION ::= {
    ...
}

SYNC-UL-ProcParameters ::= SEQUENCE {
    maxSYNC-UL-transmissions    ENUMERATED {v1, v2, v4, v8, ...},
    powerRampStep               INTEGER (0..3, ...),
    ...
}

/* partly omitted */

-- U

UARFCN ::= INTEGER (0..16383,...)
-- Corresponds to: 0.0Hz..3276.6Mhz. See 25.101, 25.105

UDRE ::= ENUMERATED {
    lessThan1,
    between1-and-4,
}
```

Release 5

3GPP TS 25.423 V5.0.0(2002-03)

```
    between4-and-8,
    over8,
    ...
}

UE-Capabilities-InfoFDD ::= SEQUENCE {
    hSDSCH-TrCH-Bits-Per-HSDSCH-TTI      ENUMERATED {v7300, v14600, v20456, v28800,...},
    hSDSCH-Multi-Code-Capability        ENUMERATED {v5, v10, v15,...},
    min-Inter-TTI-Interval              INTEGER (1..3,...),
    mAChs-Reordering-Buffer-Size        INTEGER (1..300,...),
    iE-Extensions                        ProtocolExtensionContainer { { UE-Capabilities-InfoFDD-ExtIEs } } OPTIONAL,
    ...
}

UE-Capabilities-InfoFDD-ExtIEs RNSAP-PROTOCOL-EXTENSION ::= {
    ...
}

UE-Capabilities-InfoTDD ::= SEQUENCE {
    hSDSCH-TrCH-Bits-Per-HSDSCH-TTI      ENUMERATED {v7040, v10228, v14080,...},
    hSDSCH-Multi-Code-Capability        ENUMERATED {v8, v12, v16,...},
    mAChs-Reordering-Buffer-Size        INTEGER (1..300,...),
    iE-Extensions                        ProtocolExtensionContainer { { UE-Capabilities-InfoTDD-ExtIEs } } OPTIONAL,
    ...
}

UE-Capabilities-InfoTDD-ExtIEs RNSAP-PROTOCOL-EXTENSION ::= {
    ...
}

UE-Support-Of-Dedicated-Pilots-For-Channel-Estimation ::= ENUMERATED {
dedicated-pilots-for-channel-estimation-supported
}

UE-Support-Of-Dedicated-Pilots-For-Channel-Estimation-Of-HS-DSCH ::= ENUMERATED {
dedicated-pilots-for-channel-estimation-supported
}

UL-DL-mode ::= ENUMERATED {
    ul-only,
    dl-only,
    both-ul-and-dl
}

UL-Timeslot-Information ::= SEQUENCE ( SIZE (1..maxNrOfTS)) OF UL-Timeslot-InformationItem

UL-Timeslot-InformationItem ::= SEQUENCE {
    timeSlot          TimeSlot,
    midambleShiftAndBurstType MidambleShiftAndBurstType,
    tFCI-Presence     TFCI-Presence,
    uL-Code-Information TDD-UL-Code-Information,
}
```

Release 5**3GPP TS 25.423 V5.0.0(2002-03)**

```
        iE-Extensions          ProtocolExtensionContainer { {UL-Timeslot-InformationItem-ExtIEs} } OPTIONAL,
        ...
    }

UL-Timeslot-InformationItem-ExtIEs RNSAP-PROTOCOL-EXTENSION ::= {
    ...
}

UL-TimeslotLCR-Information ::= SEQUENCE (SIZE (1..maxNrOfULTsLCR)) OF UL-TimeslotLCR-InformationItem

UL-TimeslotLCR-InformationItem ::= SEQUENCE {
    timeSlotLCR                TimeSlotLCR,
    midambleShiftLCR          MidambleShiftLCR,
    tFCI-Presence              TFCI-Presence,
    uL-Code-LCR-InformationList TDD-UL-Code-LCR-Information,
    iE-Extensions              ProtocolExtensionContainer { { UL-TimeslotLCR-InformationItem-ExtIEs} } OPTIONAL,
    ...
}

UL-TimeslotLCR-InformationItem-ExtIEs RNSAP-PROTOCOL-EXTENSION ::= {
    ...
}

UL-TimeSlot-ISCP-Info ::= SEQUENCE (SIZE (1..maxNrOfULTs)) OF UL-TimeSlot-ISCP-InfoItem

UL-TimeSlot-ISCP-InfoItem ::= SEQUENCE {
    timeSlot                    TimeSlot,
    uL-TimeslotISCP             UL-TimeslotISCP,
    iE-Extensions               ProtocolExtensionContainer { { UL-TimeSlot-ISCP-InfoItem-ExtIEs} } OPTIONAL,
    ...
}

UL-TimeSlot-ISCP-InfoItem-ExtIEs RNSAP-PROTOCOL-EXTENSION ::= {
    ...
}

UL-TimeSlot-ISCP-LCR-Info ::= SEQUENCE (SIZE (1..maxNrOfULTsLCR)) OF UL-TimeSlot-ISCP-LCR-InfoItem

UL-TimeSlot-ISCP-LCR-InfoItem ::= SEQUENCE {
    timeSlotLCR                TimeSlotLCR,
    iSCP                        UL-Timeslot-ISCP-Value,
    iE-Extensions              ProtocolExtensionContainer { { UL-TimeSlot-ISCP-LCR-InfoItem-ExtIEs} } OPTIONAL,
    ...
}

UL-TimeSlot-ISCP-LCR-InfoItem-ExtIEs RNSAP-PROTOCOL-EXTENSION ::= {
    ...
}

UL-Timeslot-ISCP-Value ::= UL-TimeslotISCP
```

Release 5**3GPP TS 25.423 V5.0.0(2002-03)**

```
UL-Timeslot-ISCP-Value-IncrDecrThres ::= INTEGER(0..126)
-- Unit dB. Step 0.5dB
-- e.g. Value 100 means 50dB

UL-TimingAdvanceCtrl-LCR ::= SEQUENCE {
    sync-UL-codes-bitmap          BIT STRING (SIZE(8)),
    fPACH-info                    FPACH-Information,
    prxUpPCHdes                   INTEGER (-120 .. -58, ...),
    syncUL-procParameter          SYNC-UL-ProcParameters,
    mMax                          INTEGER (1..32),
    ...
}

Uplink-Compressed-Mode-Method ::= ENUMERATED {
    sFdiv2,
    higher-layer-scheduling,
    ...
}

UL-SIR ::= INTEGER (-82..173)
-- The UL-SIR gives the UL-SIR in number of 0.1 dB steps.
-- E.g. Value 173 means 17.3 dB
-- Unit dB. Step 0.1 dB.

UC-ID ::= SEQUENCE {
    rNC-ID          RNC-ID,
    c-ID            C-ID,
    iE-Extensions  ProtocolExtensionContainer { {UC-ID-ExtIEs} } OPTIONAL,
    ...
}

UC-ID-ExtIEs RNSAP-PROTOCOL-EXTENSION ::= {
    ...
}

UL-DPCCH-SlotFormat ::= INTEGER (0..5,...)

UL-FP-Mode ::= ENUMERATED {
    normal,
    silent,
    ...
}

UL-PhysCH-SF-Variation ::= ENUMERATED {
    sf-variation-supported,
    sf-variation-not-supported
}

UL-ScramblingCode ::= SEQUENCE {
    ul-ScramblingCodeNumber    UL-ScramblingCodeNumber,
    ul-ScramblingCodeLength    UL-ScramblingCodeLength,
```

Release 5**3GPP TS 25.423 V5.0.0(2002-03)**

```
iE-Extensions          ProtocolExtensionContainer { {UL-ScramblingCode-ExtIEs} } OPTIONAL
}

UL-ScramblingCode-ExtIEs RNSAP-PROTOCOL-EXTENSION ::= {
    ...
}

UL-ScramblingCodeLength ::= ENUMERATED {
    short,
    long
}

UL-ScramblingCodeNumber ::= INTEGER (0..16777215)

UL-Synchronisation-Parameters-LCR ::= SEQUENCE {
    uL-Synchronisation-StepSize          UL-Synchronisation-StepSize,
    uL-Synchronisation-Frequency         UL-Synchronisation-Frequency,
    iE-Extensions                        ProtocolExtensionContainer { { UL-Synchronisation-Parameters-LCR-ExtIEs } } OPTIONAL,
    ...
}

UL-Synchronisation-Parameters-LCR-ExtIEs RNSAP-PROTOCOL-EXTENSION ::= {
    ...
}

UL-Synchronisation-StepSize ::= INTEGER (1..8)

UL-Synchronisation-Frequency ::= INTEGER (1..8)

UL-TimeslotISCP ::= INTEGER (0..127)
-- According to mapping in [14]

URA-ID ::= INTEGER (0..65535)

URA-Information ::= SEQUENCE {
    uRA-ID                                URA-ID,
    multipleURAsIndicator                 MultipleURAsIndicator,
    rNCsWithCellsInTheAccessedURA-List  RNCsWithCellsInTheAccessedURA-List OPTIONAL,
    iE-Extensions                        ProtocolExtensionContainer { {URA-Information-ExtIEs} } OPTIONAL,
    ...
}

URA-Information-ExtIEs RNSAP-PROTOCOL-EXTENSION ::= {
    ...
}

RNCsWithCellsInTheAccessedURA-List ::= SEQUENCE (SIZE (1..maxRNCinURA-1)) OF RNCsWithCellsInTheAccessedURA-Item

RNCsWithCellsInTheAccessedURA-Item ::= SEQUENCE {
    rNC-ID                                RNC-ID,
    iE-Extensions                        ProtocolExtensionContainer { {RNCsWithCellsInTheAccessedURA-Item-ExtIEs} } OPTIONAL,
```


Release 5

3GPP TS 25.423 V5.0.0(2002-03)

```
} ...
}
RNCsWithCellsInTheAccessedURA-Item-ExtIEs RNSAP-PROTOCOL-EXTENSION ::= {
  ...
}
USCH-ID ::= INTEGER (0..255)
USCH-Information ::= SEQUENCE (SIZE (1..maxNoOfUSCHs)) OF USCH-InformationItem
USCH-InformationItem ::= SEQUENCE {
  uSCH-ID USCH-ID,
  ul-CCTrCH-ID CCTrCH-ID,
  trChSourceStatisticsDescriptor TrCH-SrcStatisticsDescr,
  transportFormatSet TransportFormatSet,
  allocationRetentionPriority AllocationRetentionPriority,
  schedulingPriorityIndicator SchedulingPriorityIndicator,
  rb-Info RB-Info,
  iE-Extensions ProtocolExtensionContainer { {USCH-InformationItem-ExtIEs} } OPTIONAL,
  ...
}
USCH-InformationItem-ExtIEs RNSAP-PROTOCOL-EXTENSION ::= {
  { ID id-TrafficClass CRITICALITY ignore EXTENSION TrafficClass PRESENCE mandatory }|
  { ID id-BindingID CRITICALITY ignore EXTENSION BindingID PRESENCE optional }|
  -- Shall be ignored if bearer establishment with ALCAP.
  { ID id-TransportLayerAddress CRITICALITY ignore EXTENSION TransportLayerAddress PRESENCE optional },
  -- Shall be ignored if bearer establishment with ALCAP.
  ...
}
-- V
-- W
-- X
-- Y
-- Z
END
```

9.3.6 Constant Definitions

```

-- *****
--
-- Constant definitions
--
-- *****

RNSAP-Constants {
itu-t (0) identified-organization (4) etsi (0) mobileDomain (0)
umts-Access (20) modules (3) rnsap (1) version1 (1) rnsap-Constants (4) }

DEFINITIONS AUTOMATIC TAGS ::=

BEGIN

IMPORTS
    ProcedureCode,
    ProtocolIE-ID
FROM RNSAP-CommonDataTypes;

-- *****
--
-- Elementary Procedures
--
-- *****

id-commonTransportChannelResourcesInitialisation      ProcedureCode ::= 0
id-commonTransportChannelResourcesRelease             ProcedureCode ::= 1
id-compressedModeCommand                             ProcedureCode ::= 2
id-downlinkPowerControl                              ProcedureCode ::= 3
id-downlinkPowerTimeslotControl                      ProcedureCode ::= 4
id-downlinkSignallingTransfer                        ProcedureCode ::= 5
id-errorIndication                                  ProcedureCode ::= 6
id-dedicatedMeasurementFailure                       ProcedureCode ::= 7
id-dedicatedMeasurementInitiation                   ProcedureCode ::= 8
id-dedicatedMeasurementReporting                     ProcedureCode ::= 9
id-dedicatedMeasurementTermination                   ProcedureCode ::= 10
id-paging                                             ProcedureCode ::= 11
id-physicalChannelReconfiguration                    ProcedureCode ::= 12
id-privateMessage                                    ProcedureCode ::= 13
id-radioLinkAddition                                 ProcedureCode ::= 14
id-radioLinkCongestion                              ProcedureCode ::= 34
id-radioLinkDeletion                                 ProcedureCode ::= 15
id-radioLinkFailure                                  ProcedureCode ::= 16
id-radioLinkPreemption                              ProcedureCode ::= 17
id-radioLinkRestoration                              ProcedureCode ::= 18
id-radioLinkSetup                                    ProcedureCode ::= 19
id-relocationCommit                                  ProcedureCode ::= 20
id-synchronisedRadioLinkReconfigurationCancellation  ProcedureCode ::= 21

```

Release 5

3GPP TS 25.423 V5.0.0(2002-03)

id-synchronisedRadioLinkReconfigurationCommit	ProcedureCode ::= 22
id-synchronisedRadioLinkReconfigurationPreparation	ProcedureCode ::= 23
id-unsynchronisedRadioLinkReconfiguration	ProcedureCode ::= 24
id-uplinkSignallingTransfer	ProcedureCode ::= 25
id-commonMeasurementFailure	ProcedureCode ::= 26
id-commonMeasurementInitiation	ProcedureCode ::= 27
id-commonMeasurementReporting	ProcedureCode ::= 28
id-commonMeasurementTermination	ProcedureCode ::= 29
id-informationExchangeFailure	ProcedureCode ::= 30
id-informationExchangeInitiation	ProcedureCode ::= 31
id-informationReporting	ProcedureCode ::= 32
id-informationExchangeTermination	ProcedureCode ::= 33
id-reset	ProcedureCode ::= 35
id-radioLinkActivation	ProcedureCode ::= 36
id-gERANuplinkSignallingTransfer	ProcedureCode ::= 37
id-radioLinkParameterUpdate	ProcedureCode ::= 38

```
-- *****  
--  
-- Lists  
--  
-- *****
```

maxCodeNumComp-1	INTEGER ::= 255
maxRateMatching	INTEGER ::= 256
maxNoCodeGroups	INTEGER ::= 256
maxNoOfDSCHs	INTEGER ::= 10
maxNoOfDSCHsLCR	INTEGER ::= 10
maxNoOfRB	INTEGER ::= 32
maxNoOfUSCHs	INTEGER ::= 10
maxNoOfUSCHsLCR	INTEGER ::= 10
maxNoTFCIGroups	INTEGER ::= 256
maxNrOfTFCs	INTEGER ::= 1024
maxNrOfTFs	INTEGER ::= 32
maxNrOfCCTrCHs	INTEGER ::= 16
maxNrOfCCTrCHsLCR	INTEGER ::= 16
maxNrOfDCHs	INTEGER ::= 128
maxNrOfDL-Codes	INTEGER ::= 8
maxNrOfDPCHs	INTEGER ::= 240
maxNrOfDPCHsLCR	INTEGER ::= 240
maxNrOfErrors	INTEGER ::= 256
maxNrOfMACcshSDU-Length	INTEGER ::= 16
maxNrOfPoints	INTEGER ::= 15
maxNrOfRLs	INTEGER ::= 16
maxNrOfRLSets	INTEGER ::= maxNrOfRLs
maxNrOfRLSets-1	INTEGER ::= 15 -- maxNrOfRLSets - 1
maxNrOfRLs-1	INTEGER ::= 15 -- maxNrOfRLs - 1
maxNrOfRLs-2	INTEGER ::= 14 -- maxNrOfRLs - 2
maxNrOfULTs	INTEGER ::= 15
maxNrOfULTsLCR	INTEGER ::= 6
maxNrOfDLTs	INTEGER ::= 15

Release 5

3GPP TS 25.423 V5.0.0(2002-03)

```

maxNrOfDLTsLCR                INTEGER ::= 6
maxRNCinURA-1                INTEGER ::= 15
maxTTI-Count                   INTEGER ::= 4
maxCTFC                        INTEGER ::= 16777215
maxNrOfNeighbouringRNCs       INTEGER ::= 10
maxNrOfFDDNeighboursPerRNC    INTEGER ::= 256
maxNrOfGSMNeighboursPerRNC   INTEGER ::= 256
maxNrOfTDDNeighboursPerRNC   INTEGER ::= 256
maxNrOfFACHs                   INTEGER ::= 8
maxNrOfLCRTDDNeighboursPerRNC INTEGER ::= 256
maxFACHCountPlus1            INTEGER ::= 10
maxIBSEG                       INTEGER ::= 16
maxNrOfSCCPCHs                INTEGER ::= 8
maxTFCI1Combs                 INTEGER ::= 512
maxTFCI2Combs                 INTEGER ::= 1024
maxTFCI2Combs-1              INTEGER ::= 1023
maxTGPS                       INTEGER ::= 6
maxNrOfTS                     INTEGER ::= 15
maxNrOfLevels                 INTEGER ::= 256
maxNoOfDSCHs-1               INTEGER ::= 9
maxNrOfTsLCR                 INTEGER ::= 6
maxNoSat                      INTEGER ::= 16
maxNoGPSTypes                 INTEGER ::= 8
maxNrOfMeasNCell              INTEGER ::= 96
maxNrOfMeasNCell-1           INTEGER ::= 95 -- maxNrOfMeasNCell - 1
maxResetContext               INTEGER ::= 250
maxNrOfHARQProc               INTEGER ::= 8
maxNrOfHSSCCHCodes           INTEGER ::= 4
maxNrOfHSSICHs                INTEGER ::= 4
maxNrOfMACdFlows              INTEGER ::= 8
maxNrOfMACdFlows-1           INTEGER ::= 7 -- maxNrOfMACdFlows - 1
maxNrOfPDUIndexes             INTEGER ::= 8
maxNrOfPDUIndexes-1          INTEGER ::= 7 -- maxNrOfPDUIndexes - 1
maxNrOfPrioQueues             INTEGER ::= 8
maxNrOfPrioQueues-1          INTEGER ::= 7 -- maxNrOfPrioQueues - 1
maxNrOfSNAs                   INTEGER ::= 65535

```

```

-- *****
--
-- IEs
--
-- *****

```

```

id-AllowedQueuingTime          ProtocolIE-ID ::= 4
id-Allowed-Rate-Information     ProtocolIE-ID ::= 42
id-AntennaColocationIndicator  ProtocolIE-ID ::= 309
id-BindingID                   ProtocolIE-ID ::= 5
id-C-ID                        ProtocolIE-ID ::= 6
id-C-RNTI                      ProtocolIE-ID ::= 7
id-Cell-Capacity-Class-Value   ProtocolIE-ID ::= 303
id-CFN                         ProtocolIE-ID ::= 8

```

Release 5

id-CN-CS-DomainIdentifier
id-CN-PS-DomainIdentifier
id-Cause
id-CoverageIndicator
id-CriticalityDiagnostics
id-ContextInfoItem-Reset
id-D-RNTI
id-D-RNTI-ReleaseIndication
id-DCHs-to-Add-FDD
id-DCHs-to-Add-TDD
id-DCH-DeleteList-RL-ReconfPrepFDD
id-DCH-DeleteList-RL-ReconfPrepTDD
id-DCH-DeleteList-RL-ReconfRqstFDD
id-DCH-DeleteList-RL-ReconfRqstTDD
id-DCH-FDD-Information
id-DCH-TDD-Information
id-FDD-DCHs-to-Modify
id-TDD-DCHs-to-Modify
id-DCH-InformationResponse
id-DCH-Rate-InformationItem-RL-CongestInd
id-DL-CCTrCH-InformationAddItem-RL-ReconfPrepTDD
id-DL-CCTrCH-InformationListIE-RL-ReconfReadyTDD
id-DL-CCTrCH-InformationDeleteItem-RL-ReconfRqstTDD
id-DL-CCTrCH-InformationItem-RL-SetupRqstTDD
id-DL-CCTrCH-InformationListIE-PhyChReconfRqstTDD
id-DL-CCTrCH-InformationListIE-RL-AdditionRspTDD
id-DL-CCTrCH-InformationListIE-RL-SetupRspTDD
id-DL-CCTrCH-InformationAddList-RL-ReconfPrepTDD
id-DL-CCTrCH-InformationDeleteList-RL-ReconfRqstTDD
id-DL-CCTrCH-InformationList-RL-SetupRqstTDD
id-FDD-DL-CodeInformation
id-DL-DPCH-Information-RL-ReconfPrepFDD
id-DL-DPCH-Information-RL-SetupRqstFDD
id-DL-DPCH-Information-RL-ReconfRqstFDD
id-DL-DPCH-InformationItem-PhyChReconfRqstTDD
id-DL-DPCH-InformationItem-RL-AdditionRspTDD
id-DL-DPCH-InformationItem-RL-SetupRspTDD
id-DL-DPCH-TimingAdjustment
id-DLReferencePower
id-DLReferencePowerList-DL-PC-Rqst
id-DL-ReferencePowerInformation-DL-PC-Rqst
id-DPC-Mode
id-DRXCycleLengthCoefficient
id-DedicatedMeasurementObjectType-DM-Fail-Ind
id-DedicatedMeasurementObjectType-DM-Fail
id-DedicatedMeasurementObjectType-DM-Rprt
id-DedicatedMeasurementObjectType-DM-Rqst
id-DedicatedMeasurementObjectType-DM-Rsp
id-DedicatedMeasurementType
id-FACH-InfoForUESelectedS-CCPCH-CTCH-ResourceRspFDD
id-FACH-InfoForUESelectedS-CCPCH-CTCH-ResourceRspTDD

3GPP TS 25.423 V5.0.0(2002-03)

ProtocolIE-ID ::= 9
ProtocolIE-ID ::= 10
ProtocolIE-ID ::= 11
ProtocolIE-ID ::= 310
ProtocolIE-ID ::= 20
ProtocolIE-ID ::= 211
ProtocolIE-ID ::= 21
ProtocolIE-ID ::= 22
ProtocolIE-ID ::= 26
ProtocolIE-ID ::= 27
ProtocolIE-ID ::= 30
ProtocolIE-ID ::= 31
ProtocolIE-ID ::= 32
ProtocolIE-ID ::= 33
ProtocolIE-ID ::= 34
ProtocolIE-ID ::= 35
ProtocolIE-ID ::= 39
ProtocolIE-ID ::= 40
ProtocolIE-ID ::= 43
ProtocolIE-ID ::= 38
ProtocolIE-ID ::= 44
ProtocolIE-ID ::= 45
ProtocolIE-ID ::= 46
ProtocolIE-ID ::= 47
ProtocolIE-ID ::= 48
ProtocolIE-ID ::= 49
ProtocolIE-ID ::= 50
ProtocolIE-ID ::= 51
ProtocolIE-ID ::= 52
ProtocolIE-ID ::= 53
ProtocolIE-ID ::= 54
ProtocolIE-ID ::= 59
ProtocolIE-ID ::= 60
ProtocolIE-ID ::= 61
ProtocolIE-ID ::= 62
ProtocolIE-ID ::= 63
ProtocolIE-ID ::= 64
ProtocolIE-ID ::= 278
ProtocolIE-ID ::= 67
ProtocolIE-ID ::= 68
ProtocolIE-ID ::= 69
ProtocolIE-ID ::= 12
ProtocolIE-ID ::= 70
ProtocolIE-ID ::= 470
ProtocolIE-ID ::= 471
ProtocolIE-ID ::= 71
ProtocolIE-ID ::= 72
ProtocolIE-ID ::= 73
ProtocolIE-ID ::= 74
ProtocolIE-ID ::= 82
ProtocolIE-ID ::= 83

Release 5**3GPP TS 25.423 V5.0.0(2002-03)**

id-Guaranteed-Rate-Information	ProtocolIE-ID ::= 41
id-IMSI	ProtocolIE-ID ::= 84
id-HCS-Prio	ProtocolIE-ID ::= 311
id-L3-Information	ProtocolIE-ID ::= 85
id-AdjustmentPeriod	ProtocolIE-ID ::= 90
id-MaxAdjustmentStep	ProtocolIE-ID ::= 91
id-MeasurementFilterCoefficient	ProtocolIE-ID ::= 92
id-MessageStructure	ProtocolIE-ID ::= 57
id-MeasurementID	ProtocolIE-ID ::= 93
id-Neighbouring-GSM-CellInformation	ProtocolIE-ID ::= 13
id-Neighbouring-UMTS-CellInformationItem	ProtocolIE-ID ::= 95
id-NRT-Load-Information-Value	ProtocolIE-ID ::= 305
id-NRT-Load-Information-Value-IncrDecrThres	ProtocolIE-ID ::= 306
id-PagingArea-PagingRqst	ProtocolIE-ID ::= 102
id-FACH-FlowControlInformation	ProtocolIE-ID ::= 103
id-PartialReportingIndicator	ProtocolIE-ID ::= 472
id-Permanent-NAS-UE-Identity	ProtocolIE-ID ::= 17
id-PowerAdjustmentType	ProtocolIE-ID ::= 107
id-RANAP-RelocationInformation	ProtocolIE-ID ::= 109
id-RL-Information-PhyChReconfRqstFDD	ProtocolIE-ID ::= 110
id-RL-Information-PhyChReconfRqstTDD	ProtocolIE-ID ::= 111
id-RL-Information-RL-AdditionRqstFDD	ProtocolIE-ID ::= 112
id-RL-Information-RL-AdditionRqstTDD	ProtocolIE-ID ::= 113
id-RL-Information-RL-DeletionRqst	ProtocolIE-ID ::= 114
id-RL-Information-RL-FailureInd	ProtocolIE-ID ::= 115
id-RL-Information-RL-ReconfPrepFDD	ProtocolIE-ID ::= 116
id-RL-Information-RL-RestoreInd	ProtocolIE-ID ::= 117
id-RL-Information-RL-SetupRqstFDD	ProtocolIE-ID ::= 118
id-RL-Information-RL-SetupRqstTDD	ProtocolIE-ID ::= 119
id-RL-InformationItem-RL-CongestInd	ProtocolIE-ID ::= 55
id-RL-InformationItem-DM-Rprt	ProtocolIE-ID ::= 120
id-RL-InformationItem-DM-Rqst	ProtocolIE-ID ::= 121
id-RL-InformationItem-DM-Rsp	ProtocolIE-ID ::= 122
id-RL-InformationItem-RL-PreemptRequiredInd	ProtocolIE-ID ::= 2
id-RL-InformationItem-RL-SetupRqstFDD	ProtocolIE-ID ::= 123
id-RL-InformationList-RL-CongestInd	ProtocolIE-ID ::= 56
id-RL-InformationList-RL-AdditionRqstFDD	ProtocolIE-ID ::= 124
id-RL-InformationList-RL-DeletionRqst	ProtocolIE-ID ::= 125
id-RL-InformationList-RL-PreemptRequiredInd	ProtocolIE-ID ::= 1
id-RL-InformationList-RL-ReconfPrepFDD	ProtocolIE-ID ::= 126
id-RL-InformationResponse-RL-AdditionRspTDD	ProtocolIE-ID ::= 127
id-RL-InformationResponse-RL-ReconfReadyTDD	ProtocolIE-ID ::= 128
id-RL-InformationResponse-RL-SetupRspTDD	ProtocolIE-ID ::= 129
id-RL-InformationResponseItem-RL-AdditionRspFDD	ProtocolIE-ID ::= 130
id-RL-InformationResponseItem-RL-ReconfReadyFDD	ProtocolIE-ID ::= 131
id-RL-InformationResponseItem-RL-ReconfRspFDD	ProtocolIE-ID ::= 132
id-RL-InformationResponseItem-RL-SetupRspFDD	ProtocolIE-ID ::= 133
id-RL-InformationResponseList-RL-AdditionRspFDD	ProtocolIE-ID ::= 134
id-RL-InformationResponseList-RL-ReconfReadyFDD	ProtocolIE-ID ::= 135
id-RL-InformationResponseList-RL-ReconfRspFDD	ProtocolIE-ID ::= 136
id-RL-InformationResponse-RL-ReconfRspTDD	ProtocolIE-ID ::= 28

Release 5**3GPP TS 25.423 V5.0.0(2002-03)**

id-RL-InformationResponseList-RL-SetupRspFDD	ProtocolIE-ID ::= 137
id-RL-ReconfigurationFailure-RL-ReconfFail	ProtocolIE-ID ::= 141
id-RL-Set-InformationItem-DM-Rprt	ProtocolIE-ID ::= 143
id-RL-Set-InformationItem-DM-Rqst	ProtocolIE-ID ::= 144
id-RL-Set-InformationItem-DM-Rsp	ProtocolIE-ID ::= 145
id-RL-Set-Information-RL-FailureInd	ProtocolIE-ID ::= 146
id-RL-Set-Information-RL-RestoreInd	ProtocolIE-ID ::= 147
id-RL-Set-Successful-InformationItem-DM-Fail	ProtocolIE-ID ::= 473
id-RL-Set-Unsuccessful-InformationItem-DM-Fail	ProtocolIE-ID ::= 474
id-RL-Set-Unsuccessful-InformationItem-DM-Fail-Ind	ProtocolIE-ID ::= 475
id-RL-Successful-InformationItem-DM-Fail	ProtocolIE-ID ::= 476
id-RL-Unsuccessful-InformationItem-DM-Fail	ProtocolIE-ID ::= 477
id-RL-Unsuccessful-InformationItem-DM-Fail-Ind	ProtocolIE-ID ::= 478
id-ReportCharacteristics	ProtocolIE-ID ::= 152
id-Reporting-Object-RL-FailureInd	ProtocolIE-ID ::= 153
id-Reporting-Object-RL-RestoreInd	ProtocolIE-ID ::= 154
id-RT-Load-Value	ProtocolIE-ID ::= 307
id-RT-Load-Value-IncrDecrThres	ProtocolIE-ID ::= 308
id-S-RNTI	ProtocolIE-ID ::= 155
id-ResetIndicator	ProtocolIE-ID ::= 244
id-RNC-ID	ProtocolIE-ID ::= 245
id-SAI	ProtocolIE-ID ::= 156
id-SRNC-ID	ProtocolIE-ID ::= 157
id-SuccessfulRL-InformationResponse-RL-AdditionFailureFDD	ProtocolIE-ID ::= 159
id-SuccessfulRL-InformationResponse-RL-SetupFailureFDD	ProtocolIE-ID ::= 160
id-TransportBearerID	ProtocolIE-ID ::= 163
id-TransportBearerRequestIndicator	ProtocolIE-ID ::= 164
id-TransportLayerAddress	ProtocolIE-ID ::= 165
id-TypeOfError	ProtocolIE-ID ::= 140
id-UC-ID	ProtocolIE-ID ::= 166
id-UL-CCTrCH-AddInformation-RL-ReconfPrepTDD	ProtocolIE-ID ::= 167
id-UL-CCTrCH-InformationAddList-RL-ReconfPrepTDD	ProtocolIE-ID ::= 169
id-UL-CCTrCH-InformationItem-RL-SetupRqstTDD	ProtocolIE-ID ::= 171
id-UL-CCTrCH-InformationList-RL-SetupRqstTDD	ProtocolIE-ID ::= 172
id-UL-CCTrCH-InformationListIE-PhyChReconfRqstTDD	ProtocolIE-ID ::= 173
id-UL-CCTrCH-InformationListIE-RL-AdditionRspTDD	ProtocolIE-ID ::= 174
id-UL-CCTrCH-InformationListIE-RL-ReconfReadyTDD	ProtocolIE-ID ::= 175
id-UL-CCTrCH-InformationListIE-RL-SetupRspTDD	ProtocolIE-ID ::= 176
id-UL-DPCH-Information-RL-ReconfPrepFDD	ProtocolIE-ID ::= 177
id-UL-DPCH-Information-RL-ReconfRqstFDD	ProtocolIE-ID ::= 178
id-UL-DPCH-Information-RL-SetupRqstFDD	ProtocolIE-ID ::= 179
id-UL-DPCH-InformationItem-PhyChReconfRqstTDD	ProtocolIE-ID ::= 180
id-UL-DPCH-InformationItem-RL-AdditionRspTDD	ProtocolIE-ID ::= 181
id-UL-DPCH-InformationItem-RL-SetupRspTDD	ProtocolIE-ID ::= 182
id-UL-DPCH-InformationAddListIE-RL-ReconfReadyTDD	ProtocolIE-ID ::= 183
id-UL-SIRTarget	ProtocolIE-ID ::= 184
id-URA-Information	ProtocolIE-ID ::= 185
id-UnsuccessfulRL-InformationResponse-RL-AdditionFailureFDD	ProtocolIE-ID ::= 188
id-UnsuccessfulRL-InformationResponse-RL-SetupFailureFDD	ProtocolIE-ID ::= 189
id-UnsuccessfulRL-InformationResponse-RL-SetupFailureTDD	ProtocolIE-ID ::= 190
id-Active-Pattern-Sequence-Information	ProtocolIE-ID ::= 193

Release 5

3GPP TS 25.423 V5.0.0(2002-03)

id-AdjustmentRatio	ProtocolIE-ID ::= 194
id-CauseLevel-RL-AdditionFailureFDD	ProtocolIE-ID ::= 197
id-CauseLevel-RL-AdditionFailureTDD	ProtocolIE-ID ::= 198
id-CauseLevel-RL-ReconfFailure	ProtocolIE-ID ::= 199
id-CauseLevel-RL-SetupFailureFDD	ProtocolIE-ID ::= 200
id-CauseLevel-RL-SetupFailureTDD	ProtocolIE-ID ::= 201
id-DL-CCTrCH-InformationDeleteItem-RL-ReconfPrepTDD	ProtocolIE-ID ::= 205
id-DL-CCTrCH-InformationModifyItem-RL-ReconfPrepTDD	ProtocolIE-ID ::= 206
id-DL-CCTrCH-InformationModifyItem-RL-ReconfRqstTDD	ProtocolIE-ID ::= 207
id-DL-CCTrCH-InformationDeleteList-RL-ReconfPrepTDD	ProtocolIE-ID ::= 208
id-DL-CCTrCH-InformationModifyList-RL-ReconfPrepTDD	ProtocolIE-ID ::= 209
id-DL-CCTrCH-InformationModifyList-RL-ReconfRqstTDD	ProtocolIE-ID ::= 210
id-DL-DPCH-InformationAddListIE-RL-ReconfReadyTDD	ProtocolIE-ID ::= 212
id-DL-DPCH-InformationDeleteListIE-RL-ReconfReadyTDD	ProtocolIE-ID ::= 213
id-DL-DPCH-InformationModifyListIE-RL-ReconfReadyTDD	ProtocolIE-ID ::= 214
id-DSCHs-to-Add-TDD	ProtocolIE-ID ::= 215
id-DSCHs-to-Add-FDD	ProtocolIE-ID ::= 216
id-DSCH-DeleteList-RL-ReconfPrepTDD	ProtocolIE-ID ::= 217
id-DSCH-Delete-RL-ReconfPrepFDD	ProtocolIE-ID ::= 218
id-DSCH-FDD-Information	ProtocolIE-ID ::= 219
id-DSCH-InformationListIE-RL-AdditionRspTDD	ProtocolIE-ID ::= 220
id-DSCH-InformationListIEs-RL-SetupRspTDD	ProtocolIE-ID ::= 221
id-DSCH-TDD-Information	ProtocolIE-ID ::= 222
id-DSCH-FDD-InformationResponse	ProtocolIE-ID ::= 223
id-DSCH-Information-RL-SetupRqstFDD	ProtocolIE-ID ::= 226
id-DSCH-ModifyList-RL-ReconfPrepTDD	ProtocolIE-ID ::= 227
id-DSCH-Modify-RL-ReconfPrepFDD	ProtocolIE-ID ::= 228
id-DSCH-Specific-FDD-Additional-List	ProtocolIE-ID ::= 324
id-DSCHsToBeAddedOrModified-FDD	ProtocolIE-ID ::= 229
id-DSCHToBeAddedOrModifiedList-RL-ReconfReadyTDD	ProtocolIE-ID ::= 230
id-EnhancedDSCHPC	ProtocolIE-ID ::= 29
id-EnhancedDSCHPCIndicator	ProtocolIE-ID ::= 225
id-GA-Cell	ProtocolIE-ID ::= 232
id-GA-CellAdditionalShapes	ProtocolIE-ID ::= 3
id-SSDT-CellIDforEDSCHPC	ProtocolIE-ID ::= 246
id-Transmission-Gap-Pattern-Sequence-Information	ProtocolIE-ID ::= 255
id-UL-CCTrCH-DeleteInformation-RL-ReconfPrepTDD	ProtocolIE-ID ::= 256
id-UL-CCTrCH-ModifyInformation-RL-ReconfPrepTDD	ProtocolIE-ID ::= 257
id-UL-CCTrCH-InformationModifyItem-RL-ReconfRqstTDD	ProtocolIE-ID ::= 258
id-UL-CCTrCH-InformationDeleteList-RL-ReconfPrepTDD	ProtocolIE-ID ::= 259
id-UL-CCTrCH-InformationModifyList-RL-ReconfPrepTDD	ProtocolIE-ID ::= 260
id-UL-CCTrCH-InformationModifyList-RL-ReconfRqstTDD	ProtocolIE-ID ::= 261
id-UL-CCTrCH-InformationDeleteItem-RL-ReconfRqstTDD	ProtocolIE-ID ::= 262
id-UL-CCTrCH-InformationDeleteList-RL-ReconfRqstTDD	ProtocolIE-ID ::= 263
id-UL-DPCH-InformationDeleteListIE-RL-ReconfReadyTDD	ProtocolIE-ID ::= 264
id-UL-DPCH-InformationModifyListIE-RL-ReconfReadyTDD	ProtocolIE-ID ::= 265
id-UnsuccessfulRL-InformationResponse-RL-AdditionFailureTDD	ProtocolIE-ID ::= 266
id-USCHs-to-Add	ProtocolIE-ID ::= 267
id-USCH-DeleteList-RL-ReconfPrepTDD	ProtocolIE-ID ::= 268
id-USCH-InformationListIE-RL-AdditionRspTDD	ProtocolIE-ID ::= 269
id-USCH-InformationListIEs-RL-SetupRspTDD	ProtocolIE-ID ::= 270

Release 5**3GPP TS 25.423 V5.0.0(2002-03)**

id-USCH-Information	ProtocolIE-ID ::= 271
id-USCH-ModifyList-RL-ReconfPrepTDD	ProtocolIE-ID ::= 272
id-USCHToBeAddedOrModifiedList-RL-ReconfReadyTDD	ProtocolIE-ID ::= 273
id-DL-Physical-Channel-Information-RL-SetupRqstTDD	ProtocolIE-ID ::= 274
id-UL-Physical-Channel-Information-RL-SetupRqstTDD	ProtocolIE-ID ::= 275
id-ClosedLoopModel-SupportIndicator	ProtocolIE-ID ::= 276
id-ClosedLoopMode2-SupportIndicator	ProtocolIE-ID ::= 277
id-STTD-SupportIndicator	ProtocolIE-ID ::= 279
id-CFNReportingIndicator	ProtocolIE-ID ::= 14
id-CNOriginatedPage-PagingRqst	ProtocolIE-ID ::= 23
id-InnerLoopDLPCStatus	ProtocolIE-ID ::= 24
id-PropagationDelay	ProtocolIE-ID ::= 25
id-RxTimingDeviationForTA	ProtocolIE-ID ::= 36
id-timeSlot-ISCP	ProtocolIE-ID ::= 37
id-CCTrCH-InformationItem-RL-FailureInd	ProtocolIE-ID ::= 15
id-CCTrCH-InformationItem-RL-RestoreInd	ProtocolIE-ID ::= 16
id-CommonMeasurementAccuracy	ProtocolIE-ID ::= 280
id-CommonMeasurementObjectType-CM-Rpmt	ProtocolIE-ID ::= 281
id-CommonMeasurementObjectType-CM-Rqst	ProtocolIE-ID ::= 282
id-CommonMeasurementObjectType-CM-Rsp	ProtocolIE-ID ::= 283
id-CommonMeasurementType	ProtocolIE-ID ::= 284
id-CongestionCause	ProtocolIE-ID ::= 18
id-SFN	ProtocolIE-ID ::= 285
id-SFNReportingIndicator	ProtocolIE-ID ::= 286
id-InformationExchangeID	ProtocolIE-ID ::= 287
id-InformationExchangeObjectType-InfEx-Rpmt	ProtocolIE-ID ::= 288
id-InformationExchangeObjectType-InfEx-Rqst	ProtocolIE-ID ::= 289
id-InformationExchangeObjectType-InfEx-Rsp	ProtocolIE-ID ::= 290
id-InformationReportCharacteristics	ProtocolIE-ID ::= 291
id-InformationType	ProtocolIE-ID ::= 292
id-neighbouring-LCR-TDD-CellInformation	ProtocolIE-ID ::= 58
id-DL-Timeslot-ISCP-LCR-Information-RL-SetupRqstTDD	ProtocolIE-ID ::= 65
id-RL-LCR-InformationResponse-RL-SetupRspTDD	ProtocolIE-ID ::= 66
id-UL-CCTrCH-LCR-InformationListIE-RL-SetupRspTDD	ProtocolIE-ID ::= 75
id-UL-DPCH-LCR-InformationItem-RL-SetupRspTDD	ProtocolIE-ID ::= 76
id-DL-CCTrCH-LCR-InformationListIE-RL-SetupRspTDD	ProtocolIE-ID ::= 77
id-DL-DPCH-LCR-InformationItem-RL-SetupRspTDD	ProtocolIE-ID ::= 78
id-DSCH-LCR-InformationListIEs-RL-SetupRspTDD	ProtocolIE-ID ::= 79
id-USCH-LCR-InformationListIEs-RL-SetupRspTDD	ProtocolIE-ID ::= 80
id-DL-Timeslot-ISCP-LCR-Information-RL-AdditionRqstTDD	ProtocolIE-ID ::= 81
id-RL-LCR-InformationResponse-RL-AdditionRspTDD	ProtocolIE-ID ::= 86
id-UL-CCTrCH-LCR-InformationListIE-RL-AdditionRspTDD	ProtocolIE-ID ::= 87
id-UL-DPCH-LCR-InformationItem-RL-AdditionRspTDD	ProtocolIE-ID ::= 88
id-DL-CCTrCH-LCR-InformationListIE-RL-AdditionRspTDD	ProtocolIE-ID ::= 89
id-DL-DPCH-LCR-InformationItem-RL-AdditionRspTDD	ProtocolIE-ID ::= 94
id-DSCH-LCR-InformationListIEs-RL-AdditionRspTDD	ProtocolIE-ID ::= 96
id-USCH-LCR-InformationListIEs-RL-AdditionRspTDD	ProtocolIE-ID ::= 97
id-UL-DPCH-LCR-InformationAddListIE-RL-ReconfReadyTDD	ProtocolIE-ID ::= 98
id-UL-Timeslot-LCR-InformationModifyList-RL-ReconfReadyTDD	ProtocolIE-ID ::= 100
id-DL-DPCH-LCR-InformationAddListIE-RL-ReconfReadyTDD	ProtocolIE-ID ::= 101
id-DL-Timeslot-LCR-InformationModifyList-RL-ReconfReadyTDD	ProtocolIE-ID ::= 104

Release 5**3GPP TS 25.423 V5.0.0(2002-03)**

id-UL-Timeslot-LCR-InformationList-PhyChReconfRqstTDD	ProtocolIE-ID ::= 105
id-DL-Timeslot-LCR-InformationList-PhyChReconfRqstTDD	ProtocolIE-ID ::= 106
id-timeSlot-ISCP-LCR-List-DL-PC-Rqst-TDD	ProtocolIE-ID ::= 138
id-TSTD-Support-Indicator-RL-SetupRqstTDD	ProtocolIE-ID ::= 139
id-RestrictionStateIndicator	ProtocolIE-ID ::= 142
id-Load-Value	ProtocolIE-ID ::= 233
id-Load-Value-IncrDecrThres	ProtocolIE-ID ::= 234
id-OnModification	ProtocolIE-ID ::= 235
id-Received-Total-Wideband-Power-Value	ProtocolIE-ID ::= 236
id-Received-Total-Wideband-Power-Value-IncrDecrThres	ProtocolIE-ID ::= 237
id-SFNMeasurementThresholdInformation	ProtocolIE-ID ::= 238
id-Transmitted-Carrier-Power-Value	ProtocolIE-ID ::= 239
id-Transmitted-Carrier-Power-Value-IncrDecrThres	ProtocolIE-ID ::= 240
id-TUTRANGPSMeasurementThresholdInformation	ProtocolIE-ID ::= 241
id-UL-Timeslot-ISCP-Value	ProtocolIE-ID ::= 242
id-UL-Timeslot-ISCP-Value-IncrDecrThres	ProtocolIE-ID ::= 243
id-Rx-Timing-Deviation-Value-LCR	ProtocolIE-ID ::= 293
id-DPC-Mode-Change-SupportIndicator	ProtocolIE-ID ::= 19
id-SplitType	ProtocolIE-ID ::= 247
id-LengthOfTFICI2	ProtocolIE-ID ::= 295
id-PrimaryCCPCH-RSCP-RL-ReconfPrepTDD	ProtocolIE-ID ::= 202
id-DL-TimeSlot-ISCP-Info-RL-ReconfPrepTDD	ProtocolIE-ID ::= 203
id-DL-TimeSlot-ISCP-LCR-Information-RL-ReconfPrepTDD	ProtocolIE-ID ::= 204
id-DSCH-RNTI	ProtocolIE-ID ::= 249
id-DL-PowerBalancing-Information	ProtocolIE-ID ::= 296
id-DL-PowerBalancing-ActivationIndicator	ProtocolIE-ID ::= 297
id-DL-PowerBalancing-UpdatedIndicator	ProtocolIE-ID ::= 298
id-DL-ReferencePowerInformation	ProtocolIE-ID ::= 299
id-Enhanced-PrimaryCPICH-EcNo	ProtocolIE-ID ::= 224
id-IPDL-TDD-ParametersLCR	ProtocolIE-ID ::= 252
id-CellCapabilityContainer-FDD	ProtocolIE-ID ::= 300
id-CellCapabilityContainer-TDD	ProtocolIE-ID ::= 301
id-CellCapabilityContainer-TDD-LCR	ProtocolIE-ID ::= 302
id-RL-Specific-DCH-Info	ProtocolIE-ID ::= 317
id-RL-ReconfigurationRequestFDD-RL-InformationList	ProtocolIE-ID ::= 318
id-RL-ReconfigurationRequestFDD-RL-Information-IEs	ProtocolIE-ID ::= 319
id-RL-ReconfigurationReadyTDD-RL-Information	ProtocolIE-ID ::= 320
id-RL-ReconfigurationRequestTDD-RL-Information	ProtocolIE-ID ::= 321
id-CommonTransportChannelResourcesInitialisationNotRequired	ProtocolIE-ID ::= 250
id-DelayedActivation	ProtocolIE-ID ::= 312
id-DelayedActivationList-RL-ActivationCmdFDD	ProtocolIE-ID ::= 313
id-DelayedActivationInformation-RL-ActivationCmdFDD	ProtocolIE-ID ::= 314
id-DelayedActivationList-RL-ActivationCmdTDD	ProtocolIE-ID ::= 315
id-DelayedActivationInformation-RL-ActivationCmdTDD	ProtocolIE-ID ::= 316
id-neighbouringTDDCellMeasurementInformationLCR	ProtocolIE-ID ::= 251
id-UL-SIR-Target-CCTrCH-InformationItem-RL-SetupRspTDD	ProtocolIE-ID ::= 150
id-UL-SIR-Target-CCTrCH-LCR-InformationItem-RL-SetupRspTDD	ProtocolIE-ID ::= 151
id-PrimCCPCH-RSCP-DL-PC-RqstTDD	ProtocolIE-ID ::= 451
id-HSDSCH-FDD-Information	ProtocolIE-ID ::= 452
id-HSDSCH-FDD-Information-Response	ProtocolIE-ID ::= 453
id-HSDSCH-FDD-Information-to-Add	ProtocolIE-ID ::= 454

Release 5**3GPP TS 25.423 V5.0.0(2002-03)**

id-HSDSCH-FDD-Information-to-Delete	ProtocolIE-ID ::= 455
id-HSDSCH-FDD-Update-Information	ProtocolIE-ID ::= 466
id-HSDSCH-Information-to-Modify	ProtocolIE-ID ::= 456
id-HSDSCH-RNTI	ProtocolIE-ID ::= 457
id-HSDSCH-TDD-Information	ProtocolIE-ID ::= 458
id-HSDSCH-TDD-Information-Response	ProtocolIE-ID ::= 459
id-HSDSCH-TDD-Information-Response-LCR	ProtocolIE-ID ::= 460
id-HSDSCH-TDD-Information-to-Add	ProtocolIE-ID ::= 461
id-HSDSCH-TDD-Information-to-Delete	ProtocolIE-ID ::= 462
id-HSDSCH-TDD-Update-Information	ProtocolIE-ID ::= 467
id-HSPDSCH-RL-ID	ProtocolIE-ID ::= 463
id-Angle-Of-Arrival-Value-LCR	ProtocolIE-ID ::= 148
id-TrafficClass	ProtocolIE-ID ::= 158
id-TFCI-PC-SupportIndicator	ProtocolIE-ID ::= 248
id-Qth-Parameter	ProtocolIE-ID ::= 253
id-PDSCH-RL-ID	ProtocolIE-ID ::= 323
id-TimeSlot-RL-SetupRspTDD	ProtocolIE-ID ::= 325
id-GERAN-Cell-Capability	ProtocolIE-ID ::= 468
id-GERAN-Classmark	ProtocolIE-ID ::= 469
id-DSCH-InitialWindowSize	ProtocolIE-ID ::= 480
id-UL-Synchronisation-Parameters-LCR	ProtocolIE-ID ::= 464
id-SNA-Information	ProtocolIE-ID ::= 479
id-MACHs-ResetIndicator	ProtocolIE-ID ::= 465
id-TDD-DL-DPCH-TimeSlotFormatModifyItem-LCR-RL-ReconfReadyTDD	ProtocolIE-ID ::= 481
id-TDD-UL-DPCH-TimeSlotFormatModifyItem-LCR-RL-ReconfReadyTDD	ProtocolIE-ID ::= 482
id-TDD-TPC-UplinkStepSize-LCR-RL-SetupRqstTDD	ProtocolIE-ID ::= 483
id-UL-CCTrCH-InformationList-RL-AdditionRqstTDD	ProtocolIE-ID ::= 484
id-UL-CCTrCH-InformationItem-RL-AdditionRqstTDD	ProtocolIE-ID ::= 485
id-DL-CCTrCH-InformationList-RL-AdditionRqstTDD	ProtocolIE-ID ::= 486
id-DL-CCTrCH-InformationItem-RL-AdditionRqstTDD	ProtocolIE-ID ::= 487
id-TDD-TPC-UplinkStepSize-InformationAdd-LCR-RL-ReconfPrepTDD	ProtocolIE-ID ::= 488
id-TDD-TPC-UplinkStepSize-InformationModify-LCR-RL-ReconfPrepTDD	ProtocolIE-ID ::= 489
id-TDD-TPC-DownlinkStepSize-InformationAdd-RL-ReconfPrepTDD	ProtocolIE-ID ::= 490
id-TDD-TPC-DownlinkStepSize-InformationModify-RL-ReconfPrepTDD	ProtocolIE-ID ::= 491
id-UL-TimingAdvanceCtrl-LCR	ProtocolIE-ID ::= 492
id-HSPDSCH-Timeslot-InformationList-PhyChReconfRqstTDD	ProtocolIE-ID ::= 493
id-HSPDSCH-Timeslot-InformationListLCR-PhyChReconfRqstTDD	ProtocolIE-ID ::= 494
id-HS-SICH-Reception-Quality	ProtocolIE-ID ::= 495
id-HS-SICH-Reception-Quality-Measurement-Value	ProtocolIE-ID ::= 496
id-HSSICH-Info-DM-Rprt	ProtocolIE-ID ::= 497
id-HSSICH-Info-DM-Rqst	ProtocolIE-ID ::= 498
id-HSSICH-Info-DM-Rsp	ProtocolIE-ID ::= 499
id-CCTrCH-Maximum-DL-Power-RL-SetupRspTDD	ProtocolIE-ID ::= 500
id-CCTrCH-Minimum-DL-Power-RL-SetupRspTDD	ProtocolIE-ID ::= 501
id-CCTrCH-Maximum-DL-Power-RL-AdditionRspTDD	ProtocolIE-ID ::= 502
id-CCTrCH-Minimum-DL-Power-RL-AdditionRspTDD	ProtocolIE-ID ::= 503
id-CCTrCH-Maximum-DL-Power-RL-ReconfReadyTDD	ProtocolIE-ID ::= 504
id-CCTrCH-Minimum-DL-Power-RL-ReconfReadyTDD	ProtocolIE-ID ::= 505
id-Maximum-DL-Power-TimeslotLCR-InformationModifyItem-RL-ReconfReadyTDD	ProtocolIE-ID ::= 506
id-Minimum-DL-Power-TimeslotLCR-InformationModifyItem-RL-ReconfReadyTDD	ProtocolIE-ID ::= 507
id-DL-CCTrCH-InformationList-RL-ReconfRspTDD	ProtocolIE-ID ::= 508

Release 5**3GPP TS 25.423 V5.0.0(2002-03)**

id-DL-DPCH-InformationModifyItem-LCR-RL-ReconfRspTDD	ProtocolIE-ID ::= 509
id-Maximum-DL-Power-TimeslotLCR-InformationItem	ProtocolIE-ID ::= 510
id-Minimum-DL-Power-TimeslotLCR-InformationItem	ProtocolIE-ID ::= 511
id-TDD-Support-8PSK	ProtocolIE-ID ::= 512
id-TDD-maxNrDLPhysicalchannels	ProtocolIE-ID ::= 513
id-ExtendedGSMCellIndividualOffset	ProtocolIE-ID ::= 514
id-RL-ParameterUpdateIndicationFDD-RL-Information-Item	ProtocolIE-ID ::= 524
id-RL-ParameterUpdateIndicationFDD-RL-InformationList	ProtocolIE-ID ::= 518
id-Primary-CPICH-Usage-For-Channel-Estimation	ProtocolIE-ID ::= 519
id-Secondary-CPICH-Information	ProtocolIE-ID ::= 520
id-Secondary-CPICH-Information-Change	ProtocolIE-ID ::= 521
id-UE-Support-Of-Dedicated-Pilots-For-Channel-Estimation	ProtocolIE-ID ::= 522
id-UE-Support-Of-Dedicated-Pilots-For-Channel-Estimation-Of-HS-DSCH	ProtocolIE-ID ::= 523

END