

**Source:** TSG CN WG 1  
**Title:** TS 24.141v200, Presence service using the IP Multimedia (IM) Core Network (CN) subsystem; Stage 3  
**Agenda item:** 9.2  
**Document for:** INFORMATION

---

### Presentation of Technical Report to TSG or WG

---

**Presentation to:** TSG CN Meeting #24  
**Document for presentation:** TS, Version 2.0.0  
**Presented for:** Approval

---

#### Abstract of document:

The present document provides the protocol details for the presence service within the IP Multimedia (IM) Core Network (CN) subsystem based on the Session Initiation Protocol (SIP) and SIP Events as defined in 3GPP TS 24.229 [9]. Requirements for manipulation of presence data are defined by use of a protocol at the Ut reference point based on XML Configuration Access Protocol (XCAP) (draft-rosenberg-simple-xcap-00 **Error! Bookmark not defined.**).

Where possible the present document specifies the requirements for this protocol by reference to specifications produced by the IETF within the scope of SIP and SIP Events, either directly, or as modified by 3GPP TS 24.229 [9].

The present document is applicable to Application Servers (ASs) and User Equipment (UE) providing presence functionality.

---

#### Changes since last presentation to TSG Meeting #:

This document has not yet been presented to plenary. However much of the contents is extracted from 3GPP TR 24.841, which was presented for information to plenary CN#20.

---

#### Outstanding Issues:

As this document is the main specification in WG CN1 for Presence, the outstanding issues are all the remaining Presence open issues. WG CN1 has been maintaining an issues list for this work item, and the contents of this are attached.

---

#### Contentious Issues:

None of the issues identified are contentious within WG CN1.

There are issues in the referenced IETF documentation where resolution is still ongoing. It is understood that most referenced IETF documents are on track for early closure. There are two remaining IETF documents that are not yet WG items in IETF. These are:

- draft-niemi-sipping-event-throttle-00 which supports the requirement: "All event packages are required to specify a maximum rate at which event notifications are generated by a single notifier. Such a limit is provided in order to reduce network congestion. In addition to the fixed limits introduced by specific event packages, further mechanisms for limiting the rate of event notification are also allowed to be defined by event package specifications but none have been specified so far." which is based on a 3GPP stage 1 requirement.
- draft-lonnfors-simple-partial-publish-00 which supports the requirement: "The size of the published presence information document may be large. As specified in "Event State Publication Extension to the Session Initiation Protocol (SIP)" a presence user agent publishes a full event state of presence information in every publication operation which modifies the current event state. This is done regardless of which presence information has been changed compared to the earlier publications. It may not be reasonable to send the full presence information over low bandwidth and high latency links when only a part of presence information changes." which is based on a 3GPP stage 1 requirement.

Further, the IETF work on XCAP to support Presence may be delayed while XCAP to support conferencing achieves a measure of stability.

There is Presence related work in the Subscriber Certificates work item which has an impact on the ability to deliver a presence system, and this work is at an early stage. It is not however part of this deliverable.

---

## Presence WID open issues list

This open item list identifies the tasks within that work item that still need to be resolved in TR 24.841 for Rel-6, and subsequently for changes made to TS 24.141 and 24.229.

Note that the document has been reorganised and renumbered subsequent to CN1#31, without the removal of any issues, due to the reorganisation of 24.841.

This study has been done to identify the still missing principal decisions and other major open issues in the Presence WID under CN1 control. The intention is not to take this open items list to the granularity of a individual CRs.

Because of these reasons the list is not exhaustive so it should not be considered as comprehensive list of all CRs that are needed to complete the CN1 Presence WID. It can be foreseen that not only the CRs to close the listed open items but also other CRs outside the list will be needed.

But the intention is to list all such open items which are likely to impact the scheduling and work amount estimates on the work item.

This document takes no position in how an open item is closed unless it is explicitly stated. So it may happen that an open item in the CN1 document is covered by removing the whole clause from the TR.

It is the intention of the maintainer to maintain this document until it becomes redundant at the full stabilisation of Rel-6 Presence related CN1 TSs.

The colour coding of the table is as follows:

After CN1 Meeting	27	28	29	30	31	32	32bis	33	33bis	34	
<b>Red</b> = not done	41	36	30	25	17	16	14	10	13	8	
<b>Yellow</b> = partly done	0	5	11	12	12	10	12	6	3	5	
<b>Green</b> = completed	0	3	10	16	25	28	32	41	48	53	
Total	41	44	51	53	54	54	58	57	64	66	

---

## Proposal

The document should be noted.

Volunteers are requested for unassigned open issues, along with the necessary technical input in the future.

Input is requested on identifying other open issues, or missing information or incorrect status in any of the issues.

## Open issues

No.	Issue	TR / TS	CRs	Comment
1	<b>General issues</b>			
2	<b>Issues related to dependent IETF drafts</b>			
2.1	The namespace in the XML schema for Instant Messaging xmlns:im="urn:ietf:params:xml:ns:cpim-pidf:im" has not been defined yet in IETF.		N1-031277	
2.2	It needs further investigation whether draft-roach-sip-list-template-00.txt effects the flows and changes the Event the UE is subscribing for.		N1-030525 N1-030526	
2.3	The mechanism for modifying the authorisation policy document		N1-040179 N1-040672	<p>Need to await agreement of solution by SIMPLE working group before this can be completed</p> <p>Alignment of xcap auth and geopriv authorization may delay this.</p> <p>This was proposed to be removed because IETF drafts for watcher authorization and its manipulation already exists and those are referenced also by the TR.</p>
2.4	The PUBLISH method is expected to undergo major revision in the near future, e.g. to provide a dialog based mechanism, and a review of the headers.		N1-031368 N1-040548	<p>draft-olson-simple-publish-02.txt provided which does not contain a dialog mechanism. It has now been agreed that there will be no dialog mechanism for publish. Some revisions are expected which will need to be taken into account</p>

2.5	One solution to the requirements that are expressed in draft- simple-winfo-filter-reqs-00 is in draft-khartabil-simple-winfo-filter-00. When the SIMPLE WG agrees the way forward for solutions to the requirements in this draft, the references will require amendment to reflect the agreed solution document.		N1-040417	Requirements document now draft-ietf-simple-winfo-filter-reqs-00.txt
2.6	One solution to the requirements that are expressed in draft-ietf-simple-pres-filter-reqs-00 is in draft-khartabil-simple-presence-filter-00. When the SIMPLE WG agrees the way forward for solutions to the requirements in this draft, the references will require amendment to reflect the agreed solution document.		N1-040417	
2.7	One solution to the requirements that are expressed in draft-ietf-simple-presinfo-deliv-regs-00 is in draft-lonnfors-simple-partial-notify-00. When the SIMPLE WG agrees the way forward for solutions to the requirements in this draft, the above reference will require amendment to reflect the agreed solution document.		N1-040178	solution document draft-ietf-simple-partial-notify is now a WG draft
2.8	Agreement of a solution for hard state presence information: one solution is in draft-isomaki-simple-xcap-publish-usage, represented by requirements in draft-kiss-simple-presence-wireless-reqs		N1-040417	draft-isomaki-simple-xcap-pidf-manipulation-usage is a working group item  Now issued as draft-ietf-simple-xcap-pidf-manipulation-usage-00
2.9	Agreement of solution for throttling: draft-niemisipping-event-throttle is one proposed solution.			Proposal in CN1#34 that this should be dropped from release 6
3	<b>Issues related to 3GPP TR 24.841 (material directed to new TS 24.141)</b>			
3.1	Inclusion of contents for clause 5.1 (Introduction)	24.841	N1-031316	Subclause no longer required as result of reorganisation of material
3.2	Inclusion of contents for clause 5.2 (Presence Server (PS))	24.841	N1-031316	Subclause no longer required as result of reorganisation of material
3.3	Inclusion of contents for clause 5.3.1 (Network-based Presence User Agent (PUA))	24.841	N1-031316	Subclause no longer required as result of reorganisation

				of material
3.4	Inclusion of contents for clause 5.3.2 (Presence Network Agents (PNA))	24.841	N1-031316	Subclause no longer required as result of reorganisation of material
3.5	Inclusion of contents for clause 5.3.3 (Presence external agent)	24.841	N1-031316	Subclause no longer required as result of reorganisation of material
3.6	Inclusion of contents for clause 5.4 (Network-based watcher applications)	24.841	N1-031316	Subclause no longer required as result of reorganisation of material
3.7	Inclusion of contents for clause 5.5 (Presence List Server (PLS))	24.841	N1-031316	Subclause no longer required as result of reorganisation of material  Entity is now a Resource List Server
3.8	Issues relating to clause 5.3.1.1 (Application usage of SIP - procedures at the UE - usage of PUBLISH)	24.841	N1-030529	
3.9	Reference to RPIDS I-D  Rich Presence Information Data Format for Presence Based on the Session Initiation Protocol  draft-schulzrinne-simple-rpids-02.txt	24.841	N1-030793	Nokia
3.10	Reference to BINPIDF I-D  BINPIDF - External Object Extension to Presence Information Data Format  draft-lonnfors-simple-binpidf-00	24.841	N1-030902	Nokia
3.11	Issues relating to clause 5.3.2.2 (Application usage of SIP - procedures at the UE - how the watchers can set filters in SUBSCRIBE requests)	24.841	N1-030532 N1-040417	Need to await agreement of solution by SIMPLE working group before this can be completed  Nokia  Solution required for requirements in draft-ietf-simple-pres-filter-reqs-02

3.12	Issues relating to clause 5.3.2.4 (Application usage of SIP - procedures at the UE - the behaviour for fetching presence information; the behaviour for subscribing for presence information; providing full state or partial state notifications)	24.841	N1-030530 N1-030533 N1-040417	Nokia CR041 to 23.141 adds ability of watcher to indicate ability to handle partial notifications
3.13	Issues relating to clause 5.3.2.2 (Application usage of SIP - procedures at the UE - how the watchers subscribe and get notified of the presencelist event package and how the PLS collects the information)	24.841	N1-030526	Changed to resource list
3.14	Issues relating to clause 5.3.2.2 (Application usage of SIP - procedures at the UE - how the watcher information is collected by the Presence Server and provided to the presentity)	24.841	N1-030531	
3.15	Issues relating to clause 5.3.3.2 (Application usage of SIP - procedures at the Application Server - how the watchers applies filters in NOTIFY requests)	24.841	N1-030532 N1-040417	Need to await agreement of solution by SIMPLE working group before this can be completed Nokia
3.16	Issues relating to clause 5.3.3.2 (Application usage of SIP - procedures at the Application Server - the behaviour for fetching presence information; the behaviour for subscribing for presence information; providing full state or partial state notifications)	24.841	N1-030530 N1-030533 N1-0404417	Nokia
3.17	Issues relating to clause 5.3.3.4 (Application usage of SIP - procedures at the Application Server - the usage of PUBLISH request in IMS; when a PUA publishes; when a PNA publishes (how and what is transformed via ISC and Sh); the details of the Presence Server's composition policy (the latter may be a 23.218 issue))	24.841	N1-030529 N1-040417	how and what is transformed via ISC and Sh no longer an open issue  draft-khartabil-simple-filter-format and draft-khartabil-simple-filter-funct is one solution to the requirements that are expressed in draft-ietf-simple-winfo-filter-reqs-02. When the SIMPLE WG agrees the way forward for solutions to the requirements in this draft, the



				<p>above reference will require amendment to reflect the agreed solution document.</p> <p>The first of the above is now a WG draft draft-ietf-simple-filter-format and the second in draft-ietf-simple-event-filter-funct</p>
3.18	Issues relating to clause 5.3.3.3 (Application usage of SIP - procedures at the Application Server - how the watchers subscribe and get notified of the presencelist event package and how the PLS collects the information)	24.841	N1-030526	Changed to resource list
3.19	Issues relating to clause 5.3.3.3 (Application usage of SIP - procedures at the Application Server - this clause describes how the watcher information is collected by the Presence Server and provided to the presentity)	24.841	N1-030531	
3.20	Incorporation of new requirement introduced by 23.141 CR023 as follows: " In case of presence information fetch or subscription from a watcher that has not been authorised by the subscription authorisation policies, the presence server shall put the fetch or subscription on hold until the watcher has been authorised, added to the subscription authorisation lists or until a preconfigured timer has expired."	24.841		<p>Query as to whether behaviour is already described in simple-presence draft</p> <p>SA3 need to lead the way on this issue and then CN1 will document the SA3 solution. But SA3 is apparently not doing anything currently.</p> <p>The requirement in there has a solution in draft-ietf-simple-winfo-package-05 (which is referenced by 24.841). Therefore I think this is not an open issue.</p>

				And we do not need SA3 to be involved in this.
3.21	Issues relating to clause 6.3.1 (Application usage of SIP - procedures at the UE – Protocol at the Ut reference point for the management of information at the RLS	24.841	N1-040179 N1-040417	Use of IETF procedures provided using XCAP
3.22	Issues relating to clause 6.3.2 (Application usage of SIP - procedures at the Application Server – Protocol at the Ut reference point for the management of information at the RLS	24.841	N1-040179 N1-040417	Use of IETF procedures provided using XCAP  If no further modifications at CN1#33 this issue is complete.
3.23	new document type needed for partial notification.	24.841	N1-030533 N1-040417	Nortel  References need to be completed in the procedures clauses now draft exists.
3.24	Changes to location information in 3gppPresence as a result of change of requirements defined in 23.141 CR017 R2	24.841	N1-030272	Nortel?
3.25	Add timestamp to location information in accordance with 23.141 CR040	24.841		In 24.841 subclause 5.3.1.2 there is a reference to draft-ietf-geopriv-pidf-lo-01 for the implementation of the format of location information. This draft states that a "timestamp" element is optionally included.
3.26	Addition of application identifiers to presence information as indicated in CR049 to 23.141	24.841		23.141 subclause 6.2 last paragraph refers
3.27	PIDF document might require extensions to take into account publications from multiple terminals. (Editor's note in A.4.2.1-1)	24.841	N1-040672	SIP PUBLISH allows publishing from multiple terminals. And no

				requirements from 3gpp not possible to be fulfilled with the current solutions designed in IETF.
3.28	Issue relating to 5.3.1.2 - the content type for partial publishing (if differs from the content types mentioned above) will be defined later.	24.841	N1-040476 N1-040660	Nokia
3.29	Subclause 6.2.3 and 6.3 – information relating to use of authentication proxy	24.841	N1-041003	Nokia
3.30	Subclause 6.3.1 - It is FFS how the data manipulator discovers the root directory on the DMS.	24.841	N1-040661 N1-041092	
3.31	Issue relating to 5.3.1.2 - Description of content indirection is FFS. The procedure below covers partially the procedure, but further refinement is needed: Store the MIME object behind an HTTP URI on the PS and include the HTTP URI as a value of the corresponding XML element in the published "application/pdf+xml" presence document referencing the stored object. When storing a MIME object on the PS, the PUA shall: - construct as many HTTP URIs as many objects to be stored; - formulate every HTTP URI according to a predefined directory structure; and - store the objects on the PS behind the HTTP URI(s) created in the previous step using standard HTTP procedures as defined in RFC 2616 [10].	24.841	N1-040660 N1-041006	
3.32	Subclause 5.3.4.3: There is a need for a mechanism that can protect an IMS network from list loops potentially caused by lists of lists. Unless referenced IETF specifications provide support for implementation of this kind of protection, a mechanism or restrictions on the usage of list of lists must be identified.	24.841	N1-040668	
3.33	Subclause 5.3.1.1: There is a need for a mechanism to let the IMS network and/or PS control the rate at which PUAs generate PUBLISH requests. Unless referenced IETF specifications provide support for implementation of this kind of control, such a mechanism or guidance on max rates must be identified and described here.	24.841	N1-040669	
3.34	Subclause 6.2.2: It needs to be clarified what physical entities can contain the Authentication Proxy and its relationship with the IMS architecture.	24.141	Created by N1-041002	
3.35	Subclause 6.2.3: It is FFS how the Authentication Proxy passes the user's identity to the Application Server (AS).	24.141	Created by N1-041002	

4	<b>Issues related to Annex A of TR 24.841 (material destined for 24.141 annex A)</b>			
4.1	<b>Missing general material</b>			
4.1.1	Material to indicate the general addresses used within the presence service flows	24.841 Annex A	N1-040183	
4.2	<b>Missing flows</b>			
4.2.1	Flows relating to Pi interface	24.841 Annex A	N1-040998	Procedures also covered in N1-040997
4.2.2	The Presence User Agent in the UE is also able to publish certain tuples of the presence information. Another call flow example is needed to describe partial publishing. Controversial - some organisations think that we do not need partial publishing.	24.841 Annex A	N1-031279	Rolled into existing 6.2.3.1
4.3	<b>Missing elements within flows</b>			
4.3.1	Flows need updating to show charging headers	24.841 Annex A	N1-031662	
4.3.2	Flows need updating to show P-Access-Network-Info header	24.841 Annex A	N1-030237	
4.3.3	Flows need updating to show the non-stripping of headers at the P-CSCF in the direction of the UE	24.841 Annex A	N1-030237	Nokia
4.3.4	Flows need updating to show the storage of information at the P-CSCF and S-CSCF to be consistent with 24.228 presentation	24.841 Annex A	--	Lucent?  24.228 has been aligned with 24.841, rather than the other way round, so there is now no need for this in 24.841 - see N1-030521
4.3.5	PUBLISH flows need updating to show new headers introduced in olson-publish-01	24.841 Annex A	N1-030110 N1-030448 N1-031279	Subsequent versions may introduce further changes.  Nokia, Nortel?
4.3.6	Flows relating to PNA to PS should be removed because 23.141 CR010R5 and CR026R1 specify that this interface should not be standardised	24.841 Annex A	N1-030791	Requires removal of current clause 6.2.3.  Nokia, Nortel?
4.3.7	Changes in 6.1.3.1, 6.1.3.2 to accommodate 23.228 6.1.0 requirements on PSI routing	24.841 Annex A	N1-030901	Nokia  Status partly done because stage 2 is still undergoing

				revision Stage 2 now stable and no 24.841 specific text will be required
4.3.8	Remove event header from responses  <a href="http://www.ietf.org/mail-archive/working-groups/sip/current/msg07854.html">http://www.ietf.org/mail-archive/working-groups/sip/current/msg07854.html</a>	24.841 Annex A	N1-030796	Nokia
4.3.9	Subclause A.8: Clarifications how XCAP is using HTTP is needed.	24.841 Annex A	N1-040665	
4.3.10	Subclause A.8.2, A.8.3, A.8.4: The possible proxies (e.g., handling authentication matters) between the data manipulator client and HTTP server are bypassed. Also the authentication related headers are missing.	24.841 Annex A		
5	<b>Issues related to clause 8 (Material for other specs e.g. 24.229)</b>			
5.1	Issues relating to clause 8.2 (Application usage of SIP - procedures at the UE - the details (syntax/semantics) of the authorization policy definitions; the usage of watcherinfo template package in IMS; the details how the authorisation policy is uploaded to Presence Server; the details how groups can be referenced; multiple value concept)	24.841 → 24.229	N1-030274	Authorization:  Need to await agreement of solution by SIMPLE working group before this can be completed  Nokia  Completed at CN1#32bis
5.2	Issues relating to clause 8.2 (Application usage of SIP - procedures at the Application Server - the details (syntax/semantics) of the authorisation policy definitions; the usage of watcherinfo template package in IMS; the details how the authorisation policy is uploaded to Presence Server; the details how groups can be referenced; multiple value concept)	24.841 → 24.229		Nokia  Need to await agreement of solution by SIMPLE working group before this can be completed  Solution now agreed in SIMPLE and therefore complete
5.3	Issues relating to clause 8.1 (Application usage of SIP - procedures at the Application Server - mechanism for the presentity to provide authorisation)	24.841 → 24.229	N1-041008	Need to await agreement of solution by SIMPLE working group before this can be completed
5.4	Issues relating to clause 8.1 (Application usage of	24.841 →	N1-030273	Issues revised

	<p>SIP - procedures at the Application Server - mechanism to verify the identity of the user is FFS. One possible mechanism to verify the identity of the watcher is that the PS challenges the watcher by issuing a 401 (Unauthorized) response including a challenge (as per normal procedures described in RFC 3261). Later, when the PS receives a SUBSCRIBE request that contains credentials but it does not contain a P-Asserted-Identity, the PS will check the credentials to verify the identity of the watcher. Another possible mechanism is that an edge proxy, such as the I-CSCF verifies the identity of the user and inserts a P-Asserted-Identity.</p>	24.229		<p>to:</p> <p>it is not clear what are the mechanisms available to transport the credentials. These mechanisms can include, among others, P-Asserted-Identity, Authorization header, digital signatures, S/MIME body, etc.</p> <p>It needs to be investigated whether the <i>maximum number of times predefined in the PS configuration data</i> creates a potential denial of service attack, as it requires the PS to keep states between different different authentications trials.</p> <p>Currently waiting for SA3 input</p> <p>Figure 8.1-1 describes the solution for this problem. I fail to see what is missing from it and why do you expect SA3 to provide any input to it. This item should also be coloured with green.</p>
5.5	<p>Clause 8. Change to S-CSCF handling to allow S-CSCF not to Record-Route for SUBSCRIBE requests/responses as a result of change in</p>	24.841→ 24.229	N1-030460	<p>Nokia</p> <p>There is</p>

	requirements in 23.141 CR025R0. It is assumed that this change will be made general for all SUBSCRIBE requests passing through the S-CSCF, rather than being specific to presence related events, and will apply to release 6. Note that the storage of information for clearing of the dialog will need to be related to whether a dialog is now record routed or not.		N1-030800 N1-041067	currently ongoing discussion in SA2 on this.  SA2 discussion resolved with change to 23.228
5.6	<b>Issues relating to clause 8.3 (Profiles of IETF RFCs for 3GPP usage)</b>			
5.6.1	Roles table needs extending to show presence entity roles	24.841→ 24.229 Annex A	N1-040959 N1-041067	
5.6.2	PUBLISH method needs updating to show new headers introduced in olson-publish-01	24.841→ 24.229 Annex A	N1-030110 N1-030528 N1-031368	Subsequent versions may introduce further changes which will be dealt with in this issue.  Nortel?, Nokia
5.6.3	PUBLISH method needs updating to show charging headers	24.841→ 24.229 Annex A	N1-030764	Lucent?
5.6.4	PUBLISH method needs updating to show P-Access-Network-Info header	24.841→ 24.229 Annex A	N1-030764	Lucent?

# 3GPP TS 24.141 V2.0.0 (2004-05)

---

*Technical Specification*

**3rd Generation Partnership Project;  
Technical Specification Group Core Network;  
Presence service using the IP Multimedia (IM) Core Network  
(CN) subsystem;  
Stage 3  
(Release 6)**



The present document has been developed within the 3<sup>rd</sup> Generation Partnership Project (3GPP™) and may be further elaborated for the purposes of 3GPP.

The present document has not been subject to any approval process by the 3GPP Organizational Partners and shall not be implemented. This Specification is provided for future development work within 3GPP only. The Organizational Partners accept no liability for any use of this Specification. Specifications and reports for implementation of the 3GPP™ system should be obtained via the 3GPP Organizational Partners' Publications Offices.

---





*Remove GSM logo from the cover page for pure 3<sup>rd</sup> Generation documents.*

*Select keywords from list provided in specs database.*

---

Keywords

<keyword[, keyword]>

**3GPP**

---

Postal address

---

3GPP support office address

650 Route des Lucioles - Sophia Antipolis  
Valbonne - FRANCE  
Tel.: +33 4 92 94 42 00 Fax: +33 4 93 65 47 16

---

Internet

<http://www.3gpp.org>

---

**Copyright Notification**

No part may be reproduced except as authorized by written permission.  
The copyright and the foregoing restriction extend to reproduction in all media.

© 2003, 3GPP Organizational Partners (ARIB, CWTS, ETSI, T1, TTA, TTC).  
All rights reserved.

# Contents

Foreword.....	6
1 Scope .....	7
2 References .....	7
3 Definitions, symbols and abbreviations.....	9
3.1 Definitions.....	9
3.2 Abbreviations .....	10
4 Presence service overview .....	10
5 SIP related procedures .....	11
5.1 Introduction.....	11
5.2 Functional entities .....	11
5.2.1 User Equipment (UE).....	11
5.2.2 Application Server (AS) .....	11
5.3 Roles.....	11
5.3.1 Presence User Agent (PUA) .....	11
5.3.1.1 General .....	11
5.3.1.2 Publication of presence information .....	11
5.3.1.3 Subscription for the watcher information event template package.....	13
5.3.1.4 Subscription for the xcap-change package .....	13
5.3.2 Watcher .....	13
5.3.2.1 General .....	13
5.3.2.2 Subscription for presence information state changes and notification acceptance .....	14
5.3.2.3 Subscription for presence information state changes of presentity collections .....	14
5.3.2.4 Subscription for the watcher information event template package.....	14
5.3.2.5 Subscription for the xcap-change package .....	14
5.3.3 Presence Server (PS) .....	15
5.3.3.1 General .....	15
5.3.3.2 Subscription acceptance to presence information and notification of state changes .....	15
5.3.3.3 Publication acceptance of presence information.....	15
5.3.3.4 Subscription acceptance to watcher information and notification of state changes.....	16
5.3.3.5 Subscription acceptance to xcap-change and notification of state changes .....	16
5.3.4 Resource List Server (RLS).....	16
5.3.4.1 General .....	16
5.3.4.2 Subscription acceptance to resource lists and notification of state changes .....	16
5.3.4.3 Subscription to presence information .....	17
5.3.4.4 Subscription acceptance to xcap-change and notification of state changes .....	17
5.4 Presence Network Agent (PNA) .....	17
5.4.1 General .....	17
5.4.2 Subscription to reg event package .....	17
6 Protocol for data manipulation at the Ut reference point.....	17
6.1 Introduction.....	17
6.2 Functional entities .....	18
6.2.1 User Equipment (UE).....	18
6.2.2 Application Server (AS) .....	18
6.2.3 Authentication proxy .....	18
6.3 Roles.....	18
6.3.1 Data Manipulator (DM).....	18
6.3.1.1 Introduction .....	18
6.3.1.2 Manipulating a presencelist .....	18
6.3.1.3 Manipulating the subscription authorisation policy.....	19
6.3.1.4 Publishing hard state presence information .....	19
6.3.2 Data Manipulation Server (DMS) .....	19
6.3.2.1 Introduction .....	19
6.3.2.2 Resource list manipulation acceptance.....	19

6.3.2.3	Subscription authorization policy manipulation acceptance.....	19
6.3.2.4	Publication acceptance of hard state presence information .....	20
7	Presence information model of the 3GPP subscriber .....	20
7.1	General .....	20
7.2	XML schema definitions .....	20
7.3	XML schema descriptions.....	20
<b>Annex A (informative): Example signalling flows of presence service operation .....</b>		<b>21</b>
A.1	Scope of signalling flows .....	21
A.2	Introduction .....	21
A.2.1	General .....	21
A.2.2	Key required to interpret signalling flows .....	21
A.3	Signalling flows demonstrating how watchers subscribe to presence event notification .....	22
A.3.1	Introduction .....	22
A.3.2	Watcher and presentity in different networks, UE in home network.....	22
A.3.2.1	Successful subscription.....	22
A.3.3	Watcher subscribing to resource list, UE in visited network.....	32
A.3.3.1	Watcher subscribing to his own resource list, UE in visited network - Successful subscription.....	32
A.3.3.2	Watcher subscribing to a resource list, UE in visited network - successful subscription.....	43
A.3.4	RLS subscribing to presentities in different network .....	54
A.3.4.1	Successful subscription.....	54
A.3.5	Network based watcher subscribing on behalf of IMS watcher to IMS presentities .....	62
A.3.6	Watcher subscribing to XCAP change, UE in visited network .....	70
A.3.6.1	Watcher subscribing to XCAP change in his resource list, UE in visited network - Successful subscription .....	70
A.4	Signalling flows demonstrating how presentities update presence information.....	78
A.4.1	Introduction .....	78
A.4.2	Initial publication or modification of presence information by UE.....	78
A.4.2.1	Successful publication .....	78
A.4.3	Refreshing of presence information by UE .....	83
A.4.3.1	Successful refresh.....	83
A.5	PS notifying watcher of updates to presence information .....	86
A.5.1	Introduction .....	86
A.5.2	Watcher and presentity in the different networks, UE in the home network.....	87
A.5.2.1	Successful notification.....	87
A.5.3	Notification to resource list in a different network and notification to watcher in the visited network.....	90
A.5.3.1	Successful notification.....	90
A.6	PUA subscribing to his own watcher list and receiving notification of new watcher subscriptions .....	97
A.6.1	Introduction .....	97
A.6.2	PUA subscribing to watcher list and receiving a notification of an already pending watcher subscription followed by a notification of a subscription from a new watcher not already in the watcher list.....	98
A.7	PNA subscription for the reg-event package .....	112
A.8	Example signalling flows of HTTP based presence service operation.....	116
A.8.1	Introduction .....	116
A.8.2	Signalling flows demonstrating how DMs manipulate resource lists.....	116
A.8.3	Signalling flows demonstrating how DMs manipulate presence authorization policy.....	119
A.8.4	Storing external content (successful operation).....	122
<b>Annex B (informative): Change history.....</b>		<b>127</b>

---

## Foreword

This Technical Specification has been produced by the 3<sup>rd</sup> Generation Partnership Project (3GPP).

The contents of the present document are subject to continuing work within the TSG and may change following formal TSG approval. Should the TSG modify the contents of the present document, it will be re-released by the TSG with an identifying change of release date and an increase in version number as follows:

Version x.y.z

where:

- x the first digit:
  - 1 presented to TSG for information;
  - 2 presented to TSG for approval;
  - 3 or greater indicates TSG approved document under change control.
- y the second digit is incremented for all changes of substance, i.e. technical enhancements, corrections, updates, etc.
- z the third digit is incremented when editorial only changes have been incorporated in the document.

---

# 1 Scope

The present document provides the protocol details for the presence service within the IP Multimedia (IM) Core Network (CN) subsystem based on the Session Initiation Protocol (SIP) and SIP Events as defined in 3GPP TS 24.229 [9]. Requirements for manipulation of presence data are defined by use of a protocol at the Ut reference point based on XML Configuration Access Protocol (XCAP) (draft-rosenberg-simple-xcap-00 **Error! Bookmark not defined.**).

Where possible the present document specifies the requirements for this protocol by reference to specifications produced by the IETF within the scope of SIP and SIP Events, either directly, or as modified by 3GPP TS 24.229 [9].

The present document is applicable to Application Servers (ASs) and User Equipment (UE) providing presence functionality.

---

# 2 References

The following documents contain provisions which, through reference in this text, constitute provisions of the present document.

- References are either specific (identified by date of publication, edition number, version number, etc.) or non-specific.
- For a specific reference, subsequent revisions do not apply.
- For a non-specific reference, the latest version applies. In the case of a reference to a 3GPP document (including a GSM document), a non-specific reference implicitly refers to the latest version of that document *in the same Release as the present document*.

- [1] 3GPP TR 21.905: "3G Vocabulary".
- [2] 3GPP TS 22.141: "Presence Service; Stage 1".
- [3] 3GPP TS 23.002: "Network architecture".
- [4] 3GPP TS 23.141: "Presence Service; Architecture and Functional Description".
- [5] 3GPP TS 23.218: "IP Multimedia (IM) Session Handling; IM call model".
- [6] 3GPP TS 23.228: "IP multimedia subsystem; Stage 2".
- [7] 3GPP TS 24.109: "Bootstrapping interface (Ub) and Network application function interface (Ua); Protocol details".
- [8] 3GPP TS 24.228: "Signalling flows for the IP multimedia call control based on SIP and SDP; Stage 3".
- [9] 3GPP TS 24.229: "IP Multimedia Call Control Protocol based on SIP and SDP; Stage 3".
- [10] 3GPP TS 29.228: "IP Multimedia (IM) Subsystem Cx Interface; Signalling flows and message contents".
- [11] 3GPP TS 33.141: "Presence Service; Security".
- [12] RFC 1594 (March 1994): "FYI on Questions and Answers to Commonly asked "New Internet User" Questions".
- [13] RFC 2246: "The TLS Protocol Version 1.0".
- [14] RFC 2387 (Aug 1998): "The MIME Multipart/Related Content Type".
- [15] RFC 2616 (June 1999): "Hypertext Transfer Protocol -- HTTP/1.1".

- [16] RFC 2778: "A Model for Presence and Instant Messaging".
- [17] RFC 3261 (June 2002): "SIP: Session Initiation Protocol".
- [18] RFC 3263 (June 2002): "Session Initiation Protocol (SIP): Locating SIP Servers".
- [19] RFC 3265 (March 2002): "Session Initiation Protocol Specific Event Notification".
- [20] RFC 3310: "Hypertext Transfer Protocol (HTTP) Digest Authentication Using Authentication and Key Agreement (AKA)".
- [21] draft-ietf-imp-pidf-08 (May 2003): "Common Presence and Instant Messaging (CPIM) Presence Information Data Format".
- [22] draft-ietf-simple-event-list-04 (June 2003): "A Session Initiation Protocol (SIP) Event Notification Extension for Collections".
- [23] draft-ietf-sip-publish-03 (February 2004): "An Event State Publication Extension to the Session Initiation Protocol (SIP)".
- [24] draft-ietf-simple-partial-notify-01 (January 2004): "Partial Notification of Presence Information".
- [25] draft-ietf-simple-prescaps-ext-00 (February 2004): "Device capability PIDF status extension".
- [26] draft-ietf-simple-rpid-03 (March 2004): "RPID: Rich Presence Extensions to the Presence Information Data Format (PIDF)".
- [27] draft-ietf-simple-presence-10 (January 2003): "A Presence Event Package for the Session Initiation Protocol (SIP)".
- [28] draft-ietf-simple-winfo-package-05 (January 2003): "A Session Initiation Protocol (SIP) Event Template-Package for Watcher Information".
- [29] draft-ietf-simple-winfo-format-04 (January 2003): "An Extensible Markup Language (XML) Based Format for Watcher Information".
- [30] draft-ietf-simple-filter-format-00 (February 2004): "An Extensible Markup Language (XML) Based Format for Event Notification Filtering".
- [31] draft-ietf-simple-event-filter-funct-00 (February 2003): "Functional Description of Event Notification Filtering".
- [32] draft-ietf-simple-cipid-01 (March 2004): "CIPID: Contact Information in Presence Information Data Format".
- [33] draft-ietf-simple-xcap-02 (February 2004): "The Extensible Markup Language (XML) Configuration Access Protocol (XCAP)".
- [34] draft-isomaki-simple-xcap-pidf-manipulation-usage-00 (February 2004): "An Extensible Markup Language (XML) Configuration Access Protocol (XCAP) Usage for Manipulating Presence Document Contents".
- [35] draft-ietf-simple-xcap-presence-rules-00 (May 2004): "Extensible Markup Language (XML) Configuration Access Protocol (XCAP) Usages for Setting Presence Authorization".
- [36] draft-ietf-simple-xcap-list-usage-02 (February 2004): "An Extensible Markup Language (XML) Format for Representing Resource Lists".
- [37] draft-ietf-geopriv-pidf-lo-01 (February 2004): "A Presence-based GEOPRIV Location Object Format".
- [38] draft-ietf-simple-partial-pidf-format-00 (January 2004): "Presence Information Data format (PIDF) Extension for Partial Presence".
- [39] draft-ietf-simple-xcap-package-01 (February 2004): "A Session Initiation Protocol (SIP) Event Package for Modification Events for the Extensible Markup Language (XML) Configuration Access Protocol (XCAP) Managed Documents".

[40] draft-ietf-sip-content-indirect-mech-03 (June 2003): "A Mechanism for Content Indirection in Session Initiation Protocol (SIP) Messages".

---

## 3 Definitions, symbols and abbreviations

### 3.1 Definitions

For the purposes of the present document, the terms and definitions defined in 3GPP TS 21.905 [1] and the following apply:

**Subscription authorisation policy:** a policy that determines which watchers are allowed to subscribe to a presentity's presence information. The subscription authorisation policy also determines to which presence tuples of the presentity's presence information the watcher has access.

For the purposes of the present document, the following terms and definitions given in 3GPP TR 23.141 [4] apply:

**Presence list server**  
**Presence Network Agent (PNA)**  
**Presence Server (PS)**  
**Presence User Agent (PUA)**

For the purposes of the present document, the following terms and definitions from RFC 2778 [16] apply:

**Presence tuple**  
**Presentity**

For the purposes of the present document, the following terms and definitions from draft-ietf-sip-publish-03 [23] apply:

**Event Publication Agent (EPA)**  
**Event State Compositor (ESC)**

For the purposes of the present document, the following terms and definitions from draft-ietf-simple-event-list-04 [22] apply:

**Resource List Server (RLS)**

For the purposes of the present document, the following terms and definitions given in RFC 1594 [12].

**Fully-Qualified Domain Name (FQDN)**

For the purposes of the present document, the following terms and definitions given in RFC 3261 [17] apply (unless otherwise specified see clause 6).

**Final response**  
**Header**  
**Header field**  
**Method**  
**Request**  
**Response**  
**(SIP) transaction**  
**Status-code** (see RFC 3261 [17] subclause 7.2)  
**Tag** (see RFC 3261 [17] subclause 19.3)

For the purposes of the present document, the following terms and definitions given in 3GPP TS 23.002 [3] subclause 4.1.1.1 and subclause 4a.7 apply:

**Call Session Control Function (CSCF)**  
**Home Subscriber Server (HSS)**

For the purposes of the present document, the following terms and definitions given in 3GPP TS 23.218 [5] subclause 3.1 apply:



**Filter criteria**  
**Initial filter criteria**  
**Subsequent request**

For the purposes of the present document, the following terms and definitions given in 3GPP TS 23.228 [6] subclause 4.3.3.1 and subclause 4.6 apply:

**Interrogating-CSCF (I-CSCF)**  
**Proxy-CSCF (P-CSCF)**  
**Serving-CSCF (S-CSCF)**

For the purposes of the present document, the following terms and definitions given in 3GPP TR 21.905 [1] apply:

**User Equipment (UE)**

For the purposes of the present document, the following terms and definitions from 3GPP TS 33.141 [11] apply:

**Authentication Proxy**

## 3.2 Abbreviations

For the purposes of the present document, the following abbreviations apply:

AS	Application Server
AUID	Application Usage ID
CN	Core Network
CPIM	Common Profile for Instant Messaging
CSCF	Call Session Control Function
DM	Data Manipulator
DMS	Data Manipulation Server
EPA	Event Publication Agent
ESC	Event State Compositor
HSS	Home Subscriber Server
HTTP	Hypertext Transfer Protocol
I-CSCF	Interrogating CSCF
IM	IP Multimedia
IP	Internet Protocol
MIME	Multipurpose Internet Mail Extensions
P-CSCF	Proxy CSCF
PIDF	Presence Information Data Format
PNA	Presence Network Agent
PS	Presence Server
PSI	Public Service Identity
PUA	Presence User Agent
RLMI	Resource List Meta-Information
RLS	Resource List Server
RPID	Rich Presence Information Data
S-CSCF	Serving CSCF
SIP	Session Initiation Protocol
UE	User Equipment
URI	Universal Resource Identifier
XCAP	XML Configuration Access Protocol
XML	Extensible Markup Language

---

## 4 Presence service overview

The presence service provides the ability for the home network to manage presence information of a user's device, service or service media even whilst roaming. A user's presence information may be obtained through input from the user, information supplied by network entities or information supplied by elements external to the home network.

Consumers of presence information, watchers, may be internal or external to the home network. The architecture for the 3GPP presence service is specified in 3GPP TS 23.141 [6].

**Editor's note:** Include information about the difference between the data manipulation protocol defined at the Ut reference point, and that functionality occurring at the SIP level.

**Editor's note:** It may be appropriate to include text in this clause pointing to the stage 1 on group management.

---

## 5 SIP related procedures

### 5.1 Introduction

### 5.2 Functional entities

#### 5.2.1 User Equipment (UE)

A UE shall implement the role of a PUA (see subclause 5.3.1), a watcher (see subclause 5.3.2) or both.

#### 5.2.2 Application Server (AS)

An AS may implement either of the roles of a PUA (see subclause 5.3.1), watcher (see subclause 5.3.2), PS (see subclause 5.3.3), RLS (see subclause 5.3.4), or PNA.

For this version of the document, the interface between the PNA and the PS is not defined.

### 5.3 Roles

#### 5.3.1 Presence User Agent (PUA)

##### 5.3.1.1 General

A PUA is an entity that provides presence information to a PS.

In addition to the procedures specified in subclause 5.3.1, the PUA shall support the procedures specified in 3GPP TS 24.229 [9] appropriate to the functional entity in which the PUA is implemented.

**Editor's Note:** There is a need for a mechanism to let the IMS network and/or PS control the rate at which PUAs generate PUBLISH requests. Unless referenced IETF specifications provide support for implementation of this kind of control, such a mechanism or guidance on max rates must be identified and described here.

##### 5.3.1.2 Publication of presence information

When the PUA intends to publish its own view of the present entity's presence information it shall generate a PUBLISH request by acting as an Event Publication Agent (EPA) in accordance with draft-ietf-sip-publish-03 [23].

The PUA shall implement the "application/pidf+xml" content type as described in draft-ietf-impp-cpim-pidf-08 [21] together with the Presence Information Data Format (PIDF) extensions defined in draft-ietf-simple-rpid-03 [26].

The PUA may implement the PIDF extensions defined in draft-ietf-simple-cipid-01 [32].

The PUA may implement location information according to the format defined in draft-ietf-geopriv-pidf-lo-01 [37].

NOTE 1 The categorisation of presence attributes to generic information attributes and communication address specific attributes is done using the <contact-type> element. The value of the <contact-type> element categorises the content of the tuple in such a way that the value "presentity" denotes general information about the presentity and the value "service" denotes the communication mean specific information. The presence document consists of one or more tuples describing the presentity related information and one or more tuples describing information about different communication means.

The eXtensible Markup Language (XML) Schema Definition of the "application/pidf+xml" format or the "application/pidf-partial+xml" format cover the definition of the 3GPP subscriber's presence attributes and the PUA shall perform the following mapping:

- the communication address (containing communication means, status and contact address) attribute and the priority attribute are represented by a <tuple> element including a basic <status> element and one or more <contact> elements containing a priority attribute as defined in draft-ietf-impp-cpim-pidf-08 [21].

The PUA represents the subscriber's status by including a <contact-type> element defined in draft-ietf-simple-rpid-03 [26] with the value "presentity" and a basic <status> element defined in draft-ietf-impp-cpim-pidf-08 [21]. In order to express more granularity in values, <activity> and <privacy> elements both defined in draft-ietf-simple-rpid-03 [26] can be used inside the <status> elements. Further PIDF extensions as defined in draft-ietf-simple-cpid-01 [32] can also be used.

In case of including multiple presentity related tuples in the presence document, all the presentity related tuples except one contains information about an alternate contact related to the presentity; the type of the alternate contact shall be indicated using the <relationship> element defined in draft-ietf-simple-rpid-03 [26];

NOTE 2: draft-ietf-simple-rpid-03 [26] defines also other values of the <contact-type> element. Those values can be used to create additional categories.

- the text attribute is represented by the <note> element as defined in draft-ietf-impp-cpim-pidf-08 [11]; and
- the location attribute is represented by the elements defined in draft-ietf-geopriv-pidf-lo-01 [37] and the <placetype> element defined in draft-ietf-simple-rpid-03 [26].

NOTE 3: Only information elements relevant for the application is included in the PUBLISH request. Attributes not relevant or available (e.g. the text attribute or the location attribute) are omitted.

Additional extensions can be used to express application specific attributes, but their usage is outside the scope of this version of the specification.

The PUA shall implement draft-ietf-simple-prescaps-ext-00 [25] if it wants to make use of SIP user agent capabilities in the presence document. The extension may be used for describing the type of the service described by the presence tuple.

The PUA shall implement the "multipart/related" content type as described in RFC 2387 [14] if it wants to aggregate other Multipurpose Internet Mail Extensions (MIME) objects with the "application/pidf+xml" content type.

When a presence attribute has a value of a MIME object, the PUA shall either:

- a) publish the presence document and the MIME object utilising the "multipart/related" content-type in the PUBLISH request; or
- b) make use of content indirection.

When the PUA decides to use the content indirection mechanism for publishing an initial or modified value of a presence attribute the PUA shall follow the following procedure:

- a) either store the MIME object behind an HTTP URI on the PS or ensure that the MIME object and a HTTP URL pointing to that MIME object already exists on the PS;
- b) use the "multipart/related" content type as described in RFC 2387 [14] with the content indirection mechanism as specified in draft-ietf-sip-content-indirect-mech-03.txt [40] for the publication of presence information format as follows:
  - set a CID URI referencing to other MIME multipart body which contains the content indirection information as the value of the XML element whose value is delivered as an indirect content;

- include the presence document of the format "application/pdf+xml" or "application/pdf-partial+xml" in the root of the body of the "multipart/related" content;
- specify the part having information about the MIME object by using the "message/external-body" content type, defining the HTTP URI, versioning information and other information about the MIME object as described in draft-ietf-sip-content-indirect-mech-03.txt [40].

NOTE 1: The versioning information is used for determining whether or not the MIME object indirectly referenced by a URI has changed or not;

When storing a MIME object on the PS the PUA shall:

- a) construct as many HTTP URIs as many objects to be stored; and
- b) formulate every HTTP URI according to a predefined directory structure.

NOTE 2: The PUA has the root directory for storing the MIME objects on the PS preconfigured.

NOTE 3: The PUA needs to store the MIME objects on the PS behind the HTTP URI(s) created previously using standard HTTP procedures as defined in RFC 2616 [15].

The PUA may indicate its support for partial publishing by including the "application/pdf-partial+xml" content type as described in draft-ietf-simple-partial-pdf-format-00 [38]. The initial PUBLISH request shall contain the full publication, where the state attribute is set to value "full".

On successful response from the PS, the PUA in subsequent PUBLISH requests shall generate partial publications, where the state attribute is set to value "partial".

If the PUA receives a 415 (Unsupported Media Type) response to the PUBLISH request with "application/pdf+xml" in the Accept header field, the PUA shall send a PUBLISH request including the "application/pdf+xml".content type.

**Editor's Note: The above procedures on partial publishing will be replaced by references to the IETF draft-lonnfors-simple-publish-partial-00 once the draft has been discussed in IETF.**

The PUA shall update the presence information, either 600 seconds before the publication expiration time if the publication period indicated from the PS in the response to the PUBLISH request was for greater than 1200 seconds, or when half of the time has expired if the publication period was for 1200 seconds or less, unless the UE has determined that an update to the presence information is not required.

When the PUA intends to show different value of the same presence attribute to different watchers, the PUA shall publish a tuple for every value it intends to show, all including a different value of the same presence attribute. The PUA shall label different information with different value of the <class> element in every published tuple as defined in draft-ietf-simple-rpid-03 [26]. The PUA shall also authorize different tuples to different watchers or watcher groups by manipulating the subscription authorisation policy as defined in subclause 6.3.1.2.

### 5.3.1.3 Subscription for the watcher information event template package

Upon activation of the presence service, the PUA application shall subscribe for the watcher information state changes in accordance with draft-ietf-simple-winfo-package-05 [28] and draft-ietf-simple-winfo-format-04 [29].

The PUA application may include filters in the body of the SUBSCRIBE request in accordance with draft-ietf-simple-filter-format-00 [30] and draft-ietf-simple-filter-funct-00 [31].

### 5.3.1.4 Subscription for the xcap-change package

In order to get notifications of changes to XML documents manipulated via the Ut reference point the PUA may generate a SUBSCRIBE request in accordance with draft-ietf-simple-xcap-package-01 [34].

## 5.3.2 Watcher

### 5.3.2.1 General

A watcher is an entity that is subscribed or requests presence information about a presentity from the PS.

In addition to the procedures specified in subclause 5.3.2, the watcher shall support the procedures specified in 3GPP TS 24.229 [9] appropriate to the functional entity in which the watcher is implemented.

### 5.3.2.2 Subscription for presence information state changes and notification acceptance

When the watcher application intends to subscribe for presence information state changes of a presentity, it shall generate a SUBSCRIBE request in accordance with RFC 3265 [19] and draft-ietf-simple-presence-10 [27].

The watcher application shall implement the "application/pidf+xml" content type as described in draft-ietf-impp-cpim-pidf-08 [21] together with the PIDF extensions defined in draft-ietf-simpl-rpid-03 [26].

The watcher application may implement the PIDF extensions defined in draft-ietf-simple-cipid-01 [32].

The watcher application shall implement draft-ietf-simple-prescaps-ext-00 [25] in order to be able to understand SIP user agent capabilities extensions included in the presence document. The extension may be used by the watcher application for interpreting the type of the service described by the presence tuple. The watcher application may include filters in the body of the SUBSCRIBE request in accordance with draft-ietf-simple-filter-format-00 [30] and draft-ietf-simple-event-filter-funct-00 [31].

The watcher application may indicate its support for partial notification using the Accept header field in accordance with draft-ietf-simple-partial-notify-01 [24].

The watcher application shall interpret the received presence information according to the following:

- a) a tuple including a <contact-type> element as defined in draft-ietf-simple-rpid-03 [26] with the value "presentity" means general information about the presentity;
- b) a tuple including a <relationship> element and <contact-type> element with the value "presentity" as defined in draft-ietf-simple-rpid-03 [26] means information about an alternate contact to the presentity;
- c) a tuple including a <contact-type> element as defined in draft-ietf-simple-rpid-03 [26] with the value "service" means communication mean specific information. The communication mean described by the tuple is deduced from the URI scheme of the contact address information present in the <contact> element as defined in draft-ietf-impp-cpim-pidf-08 [21]. If the URI scheme of the contact address information provides ambiguous information about the communication means, the watcher application shall further examine other elements of the tuple to decide the communication mean. Such elements can be the <methods> element, any of the different media type specific elements as defined in draft-ietf-simple-prescaps-ext-00 [25], or the <relationship> element as defined in draft-ietf-simple-rpid-03 [26].

Additional extensions can be used to express application specific attributes, but their usage is outside the scope of this version of the specification.

### 5.3.2.3 Subscription for presence information state changes of presentity collections

When the watcher application intends to subscribe for presence information state changes of a presentity collection, it shall generate a SUBSCRIBE request in accordance with draft-ietf-simple-event-list-04 [22], additionally to the procedures described in subclause 5.3.2.2.

### 5.3.2.4 Subscription for the watcher information event template package

Upon activation of the presence service, the watcher application may subscribe recursively for the watcher information state changes in accordance with draft-ietf-simple-winfo-package-05 [28] and draft-ietf-simple-winfo-format-04 [29].

The watcher application may include filters in the body of the SUBSCRIBE request in accordance with draft-ietf-simple-filter-format-00 [30] and draft-ietf-simple-event-filter-funct-00 [31].

### 5.3.2.5 Subscription for the xcap-change package

In order to get notifications of changes to XML documents manipulated via the Ut reference point the watcher may generate a SUBSCRIBE request in accordance with draft-ietf-simple-xcap-package-01 [34].

### 5.3.3 Presence Server (PS)

#### 5.3.3.1 General

A PS is an entity that accepts, stores, and distributes presence information.

In addition to the procedures specified in subclause 5.3.3, the PS shall support the procedures specified in 3GPP TS 24.229 [9] appropriate to the functional entity in which the PS is implemented.

#### 5.3.3.2 Subscription acceptance to presence information and notification of state changes

When the PS receives a SUBSCRIBE request for the presence information event package, the PS shall first attempt to verify the identity of the source of the SUBSCRIBE request as described in 3GPP TS 24.229 [9] subclause 5.7.1.4, then perform authorization according to 3GPP TS 24.229 [9] subclause 5.7.1.5. In case of successful subscription, the PS shall generate a response to the SUBSCRIBE request and notifications in accordance with RFC 3265 [19] and draft-ietf-simple-presence-10 [27].

Additionally, in the special case of a watcher subscription if the subscription authorization policy results in the action to confirm the watcher subscription from the PUA and the PUA has a valid watcher information subscription, see draft-ietf-simple-winfo-package-05 [28], then, the PS shall inform the PUA about the watcher subscription attempt.

If the watcher application has indicated the need for partial notification using the Accept header field, then the PS shall generate partial notifications in accordance with draft-ietf-simple-partial-notify-01 [24] and draft-ietf-simple-partial-pidf-format-00 [38].

If the body of the SUBSCRIBE request from the watcher contains filters, the PS shall apply the requested filtering function on notifications in accordance with draft-ietf-simple-filter-format-00 [30] and draft-ietf-simple-event-filter-funct-00 [31].

If the watcher application has indicated support for the "multipart/related" content type using the Accept header field, then the PS may generate notifications using "multipart/related" content type which aggregates "application/pidf+xml" formatted presence information with other MIME objects in accordance with RFC 2387 [14]. In this case, the PS shall modify the value of the presence attribute in the PIDF document to refer to the MIME object included in the corresponding MIME multipart body. If the watcher application has not indicated support for the "multipart/related" or a MIME object cannot be accessed by the PS, the PS should exclude the presence attribute from the notification.

#### 5.3.3.3 Publication acceptance of presence information

The PS shall act as an Event State Compositor (ESC).

When the PS receives a PUBLISH request, the PS shall first verify the identity of the source of the PUBLISH request as described in 3GPP TS 24.229 [9] subclause 5.7.1.4, then perform authorization according to 3GPP TS 24.229 [9] subclause 5.7.1.5. In case of successful authentication and authorization, the PS shall process the PUBLISH request in accordance with draft-ietf-sip-publish-03 [23].

If the PUBLISH request indicated support for partial publishing using the "application/pidf-partial+xml" content-type described in draft-ietf-simple-partial-pidf-format-00 [38] and if the PS supports partial publishing, the PS shall process the PUBLISH request in accordance with draft-ietf-sip-publish-03 [23]. If the PS does not support partial publishing, then the PS shall send a 415 (Unsupported Media Type) response with "application/pidf+xml" in the Accept header field.

**Editor's Note: The above procedures on partial publishing will be replaced by references to the IETF draft-lonnfors-simple-publish-partial-00 once the draft has been discussed in IETF.**

If the PUBLISH request contained the "multipart/related" content type and the PS supports the content type, the PS shall process the content as follows:

- if a MIME multipart contains a MIME object of a content type supported by the PS, the PS shall either store the MIME object in case of initial publication or replace an existing content in case of modify operation;

- if a multipart includes the "message/external-body" content type and the content indirection is supported by the PS, the PS shall ensure that it has access to the MIME object indicated by the URI and that the MIME object is existing; and
- associate the value of the presence attribute referring to one of the MIME multipart with the MIME object and additional information about it.

If the PS does not support the content type used for publishing MIME objects then the PS shall send a 415 (Unsupported Media Type) response and indicate the supported content types in the Accept header.

**NOTE:** If the PS receives a HTTP request for storing a MIME object on the PS meaning that the HTTP URI points to a predefined directory reserved for storing MIME objects and the request is an HTTP PUT request, the PS replaces any existing content referenced by the Request-URI with the content of the request. If the Request-URI points to an uncreated directory, the PS creates the directory, stores the content there and associates the content with the Request-URI. For all requests, i.e HTTP PUT, HTTP GET and HTTP DELETE requests, the PS generates an appropriate response in accordance with RFC 2616 [15].

#### 5.3.3.4 Subscription acceptance to watcher information and notification of state changes

When the PS receives a SUBSCRIBE request for the watcher information event template package, the PS shall first verify the identity of the source of the SUBSCRIBE request as described in 3GPP TS 24.229 [9] subclause 5.7.1.4, then perform authorization according to 3GPP TS 24.229 [9] subclause 5.7.1.5. In case of successful subscription, the PS shall generate a response to the SUBSCRIBE request and notifications in accordance with RFC 3265 [19], draft-ietf-simple-winfo-package-05 [28] and draft-ietf-simple-winfo-format-04 [29].

If the body of the SUBSCRIBE request from the PUA contains filters, the PS shall apply the requested filtering function on notifications in accordance with draft-ietf-simple-filter-format-00 [30] and draft-ietf-simple-event-filter-funct-00 [31].

#### 5.3.3.5 Subscription acceptance to xcap-change and notification of state changes

When the PS receives a SUBSCRIBE request having the Event header value 'xcap-change', the PS shall first verify the identity of the source of the SUBSCRIBE request as described in 3GPP TS 24.229 [9][9] subclause 5.7.1.4, then it shall perform authorization as described in 3GPP TS 24.229 [9][9] subclause 5.7.1.5. Afterwards, the PS shall generate a response to the SUBSCRIBE request and notifications in accordance with draft-ietf-simple-xcap-package-01 [34].

### 5.3.4 Resource List Server (RLS)

#### 5.3.4.1 General

The Resource List Server (RLS) is an implementation of the presence list server. The RLS is an entity that accepts subscriptions to resource lists and sends notifications to update subscribers of the state of the resources in a resource list.

In addition to the procedures specified in subclause 5.3.4, the RLS shall support the procedures specified in 3GPP TS 24.229 [9] appropriate for an AS in which the RLS is implemented.

#### 5.3.4.2 Subscription acceptance to resource lists and notification of state changes

When the RLS receives a SUBSCRIBE request for the presence information event package of a presentity collection, the RLS shall first verify the identity of the source of the SUBSCRIBE request as described in 3GPP TS 24.229 [9] subclause 5.7.1.4, then perform authorization according to 3GPP TS 24.229 [9] subclause 5.7.1.5. In case of successful subscription, the RLS shall generate a response to the SUBSCRIBE request and notifications in accordance with draft-ietf-simple-event-list-04 [22] by adding a Require header field with value 'eventlist' to the request.

If the body of the SUBSCRIBE request from the watcher contains filters, the RLS shall apply the requested filtering function on notifications in accordance with draft-ietf-simple-filter-format-00 [30] and draft-ietf-simple-event-filter-funct-00 [31].

### 5.3.4.3 Subscription to presence information

When the RLS receives a SUBSCRIBE request for the presence information event package of a presentity collection and installs the corresponding subscription, the RLS shall resolve the list URI to individual URIs and generate SUBSCRIBE requests for each of the individual URIs as per the procedures in RFC 3265 [19], draft-ietf-simple-presence-10 [27] and draft-ietf-simple-event-list-04 [22] if the state information for the resource represented by the individual URI is otherwise not available.

**Editor's note:** There is a need for a mechanism that can protect an IMS network from list loops potentially caused by lists of lists. Unless referenced IETF specifications provide support for implementation of this kind of protection, a mechanism or restrictions on the usage of list of lists must be identified and described here.

### 5.3.4.4 Subscription acceptance to xcap-change and notification of state changes

When the RLS receives a SUBSCRIBE request having the Event header value 'xcap-change', the RLS shall first verify the identity of the source of the SUBSCRIBE request as described in 3GPP TS 24.229 [9][9] subclause 5.7.1.4, then it shall perform authorization as described in 3GPP TS 24.229 [9][9] subclause 5.7.1.5. Afterwards, the RLS shall generate a response to the SUBSCRIBE request and notifications in accordance with draft-ietf-simple-xcap-package-01 [34].

## 5.4 Presence Network Agent (PNA)

### 5.4.1 General

For this version of the document, the interface between the PNA and the PS is not defined.

In addition to the procedures specified in subclause 5.4, the PNA shall support the procedures specified in 3GPP TS 24.229 [9] appropriate to the functional entity in which the PNA is implemented.

The PNA can collect presence information about the presentity from a number of core network entities. The PNA can combine information from various core network entities to form more complete presence information.

Among these core network entities, the S-CSCF uses SIP to deliver presence information to the PNA over the Pi reference point as follows.

**NOTE:** As part of the configuration of AS to provide a presence system, appropriate settings are downloaded to the initial filter criteria in the S-CSCF to ensure this occurs. The PNA will receive third-party REGISTER requests as specified in 3GPP TS 24.229 [9] subclause 5.4.1.7 and subclause 5.7.1.1.

### 5.4.2 Subscription to reg event package

On receiving a third-party REGISTER request which contains an Expires header with a non-zero value, the PNA shall, if no subscription already exists, subscribe to the reg event package for a particular user at the S-CSCF, as described in 3GPP TS 24.229 [9] subclause 5.7.1.1. As a result, the S-CSCF will then provide the presence-related information as reg event packages in NOTIFY requests to the PNA.

On receiving a third-party REGISTER request, the PNA may, if a subscription already exists, resubscribe to the reg event package for a particular user at the S-CSCF, as described in 3GPP TS 24.229 [9] subclause 5.7.1.1. As a result, the S-CSCF will then provide the presence-related information as reg event packages in NOTIFY requests to the PNA.

---

## 6 Protocol for data manipulation at the Ut reference point

### 6.1 Introduction

Hypertext Transfer Protocol (HTTP) and XML Configuration Access Protocol (XCAP) are used to store, alter and delete data related to the presence service. The general information that can be manipulated is user groups, subscription



authorization policy, resource lists, hard state presence publication, MIME objects referenced from the hard state presence information, etc. Soft state presence information manipulated with a PUBLISH request is not manipulated by the mechanism provided over the Ut reference point.

## 6.2 Functional entities

### 6.2.1 User Equipment (UE)

The UE implements the Data Manipulator (DM) role as described in subclause 6.3.1.

The UE shall implement HTTP digest AKA (see RFC 3310 [20]) and it shall initiate a bootstrapping procedure with the bootstrapping server function located in the home network, as described in 3GPP TS 24.109 [7].

The UE shall acquire the subscriber's certificate from PKI portal by using a bootstrapping procedure, as described in 3GPP TS 24.109 [7].

The UE and the authentication proxy shall both implement TLS (see RFC 2246 [13]). The UE shall be able to authenticate the authentication proxy based on the received certificate during TLS handshaking phase.

### 6.2.2 Application Server (AS)

If an AS implements the role of a PS (see subclause 5.3.3) or of a RLS (see subclause 5.3.4), then the AS shall also implement the role of a Data Manipulation Server (DMS) (see subclause 6.3.2).

If there is no authentication proxy in the network, then the AS shall also implement the role of a network application function, as described in 3GPP TS 24.109 [7] and it shall support HTTP digest authentication and certificate authentication.

**Editor's note:** It needs to be clarified what physical entities can contain the Authentication Proxy and its relationship with the IMS architecture.

### 6.2.3 Authentication proxy

The authentication proxy shall implement the role of a network application function, as described in 3GPP TS 24.109 [7] and it shall support HTTP Digest Authentication and certificate authentication.

The Authentication Proxy shall authenticate the UE and integrity protect the messages sent towards the UE.

**Editor's note:** It is FFS how the Authentication Proxy passes the user's identity to the Application Server (AS).

## 6.3 Roles

### 6.3.1 Data Manipulator (DM)

#### 6.3.1.1 Introduction

The DM is a logical function that provides the means to manipulate the general data such as user groups, subscription authorization policy, resource lists, hard state presence publication, MIME objects referenced from the hard state presence information, etc.

**NOTE:** In order to be able to manipulate data stored on the DMS, the DM has the root directory on the DMS pre-configured or use some means to discover it. Discovery mechanisms are outside the scope of this specification.

#### 6.3.1.2 Manipulating a presencelist

When the DM intends to manipulate a presencelist, it shall generate an HTTP PUT, GET or DELETE request in accordance with RFC 2616 [15], draft-ietf-simple-xcap-02 [33] and draft-ietf-simple-xcap-list-usage-02 [36].

### 6.3.1.3 Manipulating the subscription authorisation policy

When the DM intends to manipulate the subscription authorization policy, it shall generate an HTTP PUT, HTTP GET or HTTP DELETE request in accordance with RFC 2616 [15], draft-ietf-simple-xcap-02 [33] and draft-ietf-simple-presence-rules-00 [35].

When the DM intends to authorize a different value of the same presence attribute to different watchers or watcher groups, the DM shall authorize a single tuple including one of the different values of the same presence attribute to every watcher or watcher groups by using a specific "inclusion set" as specified in draft-ietf-simple-presence-rules-00 [35].

### 6.3.1.4 Publishing hard state presence information

The DM shall implement draft-isomaki-simple-xcap-pidf-manipulation-usage-00 [34] in order to be able to manipulate hard state presence information. Hard state presence information uses the same format as soft state information, namely "application/pidf+xml" content type as described in draft-ietf-imp-pim-pidf-08 [21] together with any of its extensions.

When the hard state presence information contains one or more MIME objects to be aggregated with the "application/pidf+xml" content type and any of its extensions, the DM shall:

- a) construct as many HTTP URIs as many objects to be stored and formulate every HTTP URI according a predefined directory structure

NOTE: In order to be able to manipulate data stored on the DMS, the DM has the root directory on the DMS pre-configured or use some means to discover it. Discovery mechanisms are outside the scope of this specification.

- b) store the objects on the data manipulation server behind the HTTP URI(s) created in the previous step using standard HTTP procedures as defined in RFC 2616 [15];
- c) include every HTTP URI as a value of the corresponding XML element in the published "application/pidf+xml" presence document referencing the stored object(s) in the previous step; and
- d) publish the hard state presence information according to draft-isomaki-simple-xcap-pidf-manipulation-usage-00 [34].

## 6.3.2 Data Manipulation Server (DMS)

### 6.3.2.1 Introduction

The Data Manipulation Server (DMS) is a logical function which can store data such as user groups, subscription authorization policy, resource lists, hard state presence information, MIME objects referenced from the hard state presence information, etc.

### 6.3.2.2 Resource list manipulation acceptance

When the data manipulation server receives an HTTP PUT, HTTP GET or HTTP DELETE request for manipulating or fetching a resource list, the DMS shall first authenticate the request in accordance with 3GPP TS 24.109 [7] and then perform authorization. Afterwards the DMS shall perform the requested action and generate a response in accordance with RFC 2616 [15], draft-ietf-simple-xcap-02 [33] and draft-ietf-simple-xcap-list-usage-02 [36].

### 6.3.2.3 Subscription authorization policy manipulation acceptance

When the DMS receives an HTTP PUT, HTTP GET or HTTP DELETE request for manipulating or fetching of the subscription authorization policy, the data manipulation server shall first authenticate the request in accordance with 3GPP TS 24.109 [7] and then perform authorization. Afterwards the DMS shall perform the requested action and generate a response in accordance with RFC 2616 [15], draft-ietf-simple-xcap-02 [33] and draft-ietf-simple-xcap-presence-rules-00 [35].

#### 6.3.2.4 Publication acceptance of hard state presence information

When the DMS receives an HTTP PUT, HTTP GET or HTTP DELETE request for publishing, fetching or deleting of hard state presence information, the DMS shall first authenticate the request in accordance with 3GPP TS 24.109 [7] and then perform authorization. Afterwards the DMS shall:

- a) if the HTTP URI points to a predefined directory reserved for storing MIME objects and the request is an HTTP PUT request, replace any existing content referenced by the Request-URI with the content of the request. If the Request-URI points to an uncreated directory, create the directory, store the content there and associate the content with the Request-URI. For all requests, i.e HTTP PUT, HTTP GET and HTTP DELETE requests, generate an appropriate response in accordance with RFC 2616 [15]; or
- c) if the HTTP URI points to an XCAP directory and the Application Usage ID (AUID) part of the HTTP URI is set to 'pidf-manipulation', process the request and generate an appropriate response in accordance with draft-ietf-simple-xcap-02 [33], draft-isomaki-simple-xcap-pidf-manipulation-usage-00 [34] and RFC 2616 [15].

---

## 7 Presence information model of the 3GPP subscriber

### 7.1 General

|Void.

### 7.2 XML schema definitions

Void.

### 7.3 XML schema descriptions

Void.

---

# Annex A (informative): Example signalling flows of presence service operation

## A.1 Scope of signalling flows

This annex gives examples of signalling flows for the presence service within the IP Multimedia (IM) Core Network (CN) subsystem based on the Session Initiation Protocol (SIP) and SIP Events.

These signalling flows provide detailed signalling flows, which expand on the overview information flows provided in 3GPP TS 23.141 [4].

## A.2 Introduction

### A.2.1 General

The signalling flows provided in this annex follow the methodology developed in 3GPP TS 24.228 [8]. The following additional considerations apply:

- a) 3GPP TS 24.228 [8] shows separate signalling flows with no configuration hiding between networks, and with configuration hiding between networks. There is no presence specific functionality associated with this hiding, and therefore such separate signalling flows are not shown in this document; and
- b) 3GPP TS 24.228 [8] does not show the functionality between the S-CSCF and the AS. As the presence service depends on the functionality provided by various AS, the signalling flows between S-CSCF and AS are shown in this document.

### A.2.2 Key required to interpret signalling flows

The key to interpret signalling flows specified in 3GPP TS 24.228 [8] subclause 4.1 and subclause 4.2 applies with the additions specified below.

- rls.home1.net: an RLS in the home network of the watcher;
- rls.home2.net: an RLS in the home network of the service provider, but not the home network of the watcher;
- ps.home1.net: a PS in the home network of the publisher;
- ps.home2.net: a PS in the home network of the service provider, but not in that of the watcher;
- user1\_list1@home1.net: a resource list being subscribed to on a RLS in the home network;
- user2\_list1@home2.net: a resource list being subscribed to on a RLS in the home network of the service provider, but not the home network of the subscriber;
- user1\_public1@home1.net: presentity being watched, own watcher list;
- user3\_public1@home3.net: presentity being watched.

As in 3GPP TS 24.228 [8], in order to differentiate between SIP methods and other protocol messages, the message name is preceded with the associated protocol for all non-SIP messages. Where the XCAP is used to map an HTTP URI to an XML document, the protocol name "XCAP" is used for both the HTTP request and HTTP response.

Each signalling flow table contains descriptions for headers where the content of the header is new to that signalling flow, as is already performed in 3GPP TS 24.228 [8].

However, 3GPP TS 24.228 [8] includes extensive descriptions for the contents of various headers following each of the tables representing the contents of the signalling flows. Where the operation of the header is identical to that shown in 3GPP TS 24.228 [8], then such text is not reproduced in this document.

Additional text may also be found on the contents of headers within 3GPP TS 24.228 [8] in addition to the material shown in this document.

## A.3 Signalling flows demonstrating how watchers subscribe to presence event notification

### A.3.1 Introduction

The subclause covers the signalling flows that show how watchers can request presence information about a presentity.

For the routing of the Public Service Identity (PSI) towards the AS, there are two scenarios:

Subclause A.3.3.2 shows the case where the I-CSCF forwards the SUBSCRIBE request directly to the RLS when the RLS is located within the same network. There is another scenario where the I-CSCF forwards the SUBSCRIBE request towards the RLS, being involved with the S-CSCF located in the same network, but this scenario is not described in this document.

### A.3.2 Watcher and presentity in different networks, UE in home network

#### A.3.2.1 Successful subscription

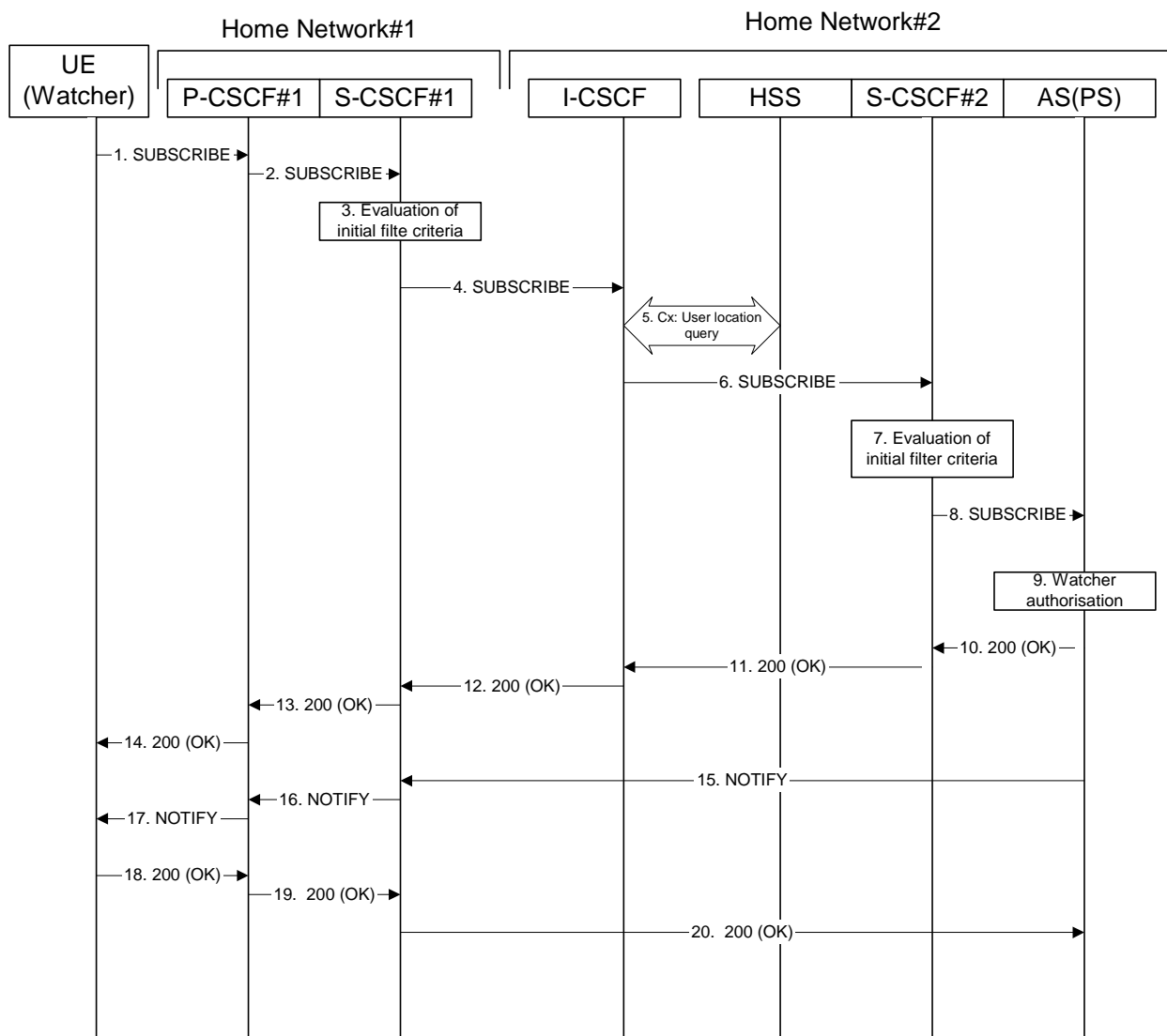


Figure A.3.2.1-1: Watcher subscribing for presence information

Figure A.3.2.1-1 shows a watcher subscribing to presence event notification about a presentity. The presentity is in a different IM CN subsystem. The details of the signalling flows are as follows:

### 1. SUBSCRIBE request (UE (watcher) to P-CSCF) – see example in table A.3.2.1-1

A watcher agent in a UE wishes to watch a presentity, or certain presence tuples of the presentity. To initiate a subscription, the UE generates a SUBSCRIBE request containing the 'presence' event that it wishes to be notified of, together with an indication of the length of time this periodic subscription should last and the support for partial notification.

**Table A.3.2.1-1: SUBSCRIBE request (UE (watcher) to P-CSCF)**

```

SUBSCRIBE sip:user2_public1@home2.net SIP/2.0
Via: SIP/2.0/UDP [5555::aaa:bbb:ccc:ddd]:1357;comp=sigcomp;branch=z9hG4bKnashds7
Max-Forwards: 70
P-Access-Network-Info: 3GPP-UTRAN-TDD; utran-cell-id-3gpp=234151D0FCE11
Route: <sip:pcscf1.visited1.net:7531;lr;comp=sigcomp>, <sip:orig@scscf1.home1.net;lr>
P-Preferred-Identity: <sip:user1_public1@home1.net>
Privacy: none
From: <sip:user1_public1@home1.net>;tag=31415
To: <sip:user2_public1@home2.net>
Call-ID: b89rjhnedlrfjflslj40a222
CSeq: 61 SUBSCRIBE
Require: sec-agree
Proxy-Require: sec-agree
Security-Verify: ipsec-3gpp; q=0.1; alg=hmac-sha-1-96; spi-c=98765432; spi-s=87654321; port-
c=8642; port-s=7531
Event: presence
Expires: 7200
Accept: application/pidf+xml;q=0.3, application/pidf-partial+xml;q=1
Contact: <sip:[5555::aaa:bbb:ccc:ddd]:1357;comp=sigcomp>
Content-Length: 0

```

**Request-URI:** Public user identity whose events the subscriber subscribes to.

**Event:** This field is populated with the value 'presence' to specify the use of the presence package.

**Accept:** This field is populated with the value 'application/pidf+xml' and 'application/pidf-partial+xml', latter one with higher preference.

**To:** Same as the Request-URI.

### 2. SUBSCRIBE request (P-CSCF to S-CSCF) – see example in table A.3.2.1-2

The P-CSCF looks up the serving network information for the public user identity that was stored during the registration procedure. The SUBSCRIBE request is forwarded to S-CSCF. A Route header is inserted into SUBSCRIBE request. The information for the Route header is taken from the service route determined during registration.

**Table A.3.2.1-2: SUBSCRIBE request (P-CSCF to S-CSCF)**

```

SUBSCRIBE sip:user2_public1@home2.net SIP/2.0
Via: SIP/2.0/UDP pcscf1.home1.net;branch=z9hG4bK240f34.1, SIP/2.0/UDP
    [5555::aaa:bbb:ccc:ddd]:1357;comp=sigcomp;branch=z9hG4bKnashds7
P-Access-Network-Info:
Max-Forwards: 69
P-Asserted-Identity: <sip:user1_public1@home1.net>
P-Charging-Vector: icid-value="AyretyU0dm+602IrT5tAFrbHLso=023551024"
Privacy:
Route: <sip:orig@scscf1.home1.net;lr>
Record-Route: <sip:pcscf1.home1.net;lr>
From:
To:
Call-ID:
CSeq:
Event:
Expires:
Accept:
Contact:
Content-Length:

```

**3. Evaluation of initial filter criteria**

S-CSCF#1 validates the service profile of this subscriber and evaluates the initial filter criteria. For this example, assume no Application Server involvement.

**4. SUBSCRIBE request (S-CSCF to I-CSCF) – see example in table A.3.2.1-4**

S-CSCF#1 performs an analysis of the destination address, and determines the network operator to whom the destination subscriber belongs. Since the originating operator does not desire to keep their internal configuration hidden, S-CSCF#1 forwards the SUBSCRIBE request directly to the I-CSCF in the destination network.

**Table A.3.2.1-4: SUBSCRIBE (S-CSCF to I-CSCF)**

```

SUBSCRIBE sip:user2_public1@home2.net SIP/2.0
Via: SIP/2.0/UDP scscf1.home1.net;branch=z9hG4bK351g45.1, SIP/2.0/UDP
    pcscf1.home1.net;branch=z9hG4bK240f34.1, SIP/2.0/UDP
    [5555::aaa:bbb:ccc:ddd]:1357;comp=sigcomp;branch=z9hG4bKnashds7
Max-Forwards: 68
P-Asserted-Identity: <sip:user1_public1@home1.net>, <tel:+1-212-555-1111>
P-Charging-Vector: icid-value="AyretyU0dm+602IrT5tAFrbHLso=023551024"; orig-ioi=home1.net
Privacy:
Record-Route: <sip:scscf1.home1.net;lr>, <sip:pcscf1.home1.net;lr>
From:
To:
Call-ID:
CSeq:
Event:
Expires:
Accept:
Contact:
Content-Length:

```

**5. Cx: User Location Query procedure**

The I-CSCF sends a query to the HSS to find out the S-CSCF of the called user. The HSS responds with the address of the current S-CSCF for the terminating subscriber.

For detailed message flows see 3GPP TS 29.228 [10].

Table A.3.2.1-5a provides the parameters in the SIP SUBSCRIBE request (flow 4), which are sent to the HSS.

**Table A.3.2.1-5a: Cx: User registration status query procedure (I-CSCF to HSS)**

Message source & destination	Cx: Information element name	Information source in SIP SUBSCRIBE	Description
I-CSCF to HSS	User Public Identity	Request-URI	This information element indicates the public user identity

Table A.3.2.1-5b provides the parameters sent from the HSS that need to be mapped to the SIP SUBSCRIBE request (flow 6) and sent to the S-CSCF.

**Table A.3.2.1-5b: Cx: User registration status query procedure (HSS to I-CSCF)**

Message source & destination	Cx: Information element name	Mapping to SIP header in SIP SUBSCRIBE	Description
HSS to I-CSCF	S-CSCF name	Route header field	This information indicates the serving CSCF's name of that user

#### 6. SUBSCRIBE request (I-CSCF to S-CSCF) – see example in table A.3.2.1-6

The I-CSCF forwards the SUBSCRIBE request to the S-CSCF (S-CSCF#2) that will handle the termination.

**Table A.3.2.1-6: SUBSCRIBE request (I-CSCF to S-CSCF)**

```

SUBSCRIBE sip:user2_public1@home2.net SIP/2.0
Via: SIP/2.0/UDP icscf2_s.home2.net;branch=z9hG4bK871y12.1, SIP/2.0/UDP
scscf1.home1.net;branch=z9hG4bK351g45.1, SIP/2.0/UDP
pcscf1.home1.net;branch=z9hG4bK240f34.1, SIP/2.0/UDP
[5555::aaa:bbb:ccc:ddd]:1357;comp=sigcomp;branch=z9hG4bKdashds7
Max-Forwards: 67
P-Asserted-Identity:
P-Charging-Vector:
Privacy:
Route: <sip:scscf2.home2.net;lr>
Record-Route:
From:
To:
Call-ID:
CSeq:
Event:
Expires:
Accept:
Contact:
Content-Length:

```

NOTE: The I-CSCF does not add itself to the Record-Route header, as it has no need to remain in the signalling path for the subsequent requests.

#### 7. Evaluation of initial filter criteria

S-CSCF#2 validates the service profile of this subscriber and evaluates the initial filter criteria. For sip:user2\_public1@home2.net S-CSCF#2 has termination initial filter criteria with service points of interest of Method = SUBSCRIBE and Event = 'presence' and action = 'create Record-Route entry: no' that informs the S-CSCF to route the SUBSCRIBE request to the Application Server ps.home2.net and not to create a Record-Route entry for the request.

#### 8. SUBSCRIBE request (S-CSCF to PS) – see example in table A.3.2.1-8

The S-CSCF forwards the SUBSCRIBE request to the PS.

**Table A.3.2.1-8: SUBSCRIBE request (S-CSCF to PS)**



```

SUBSCRIBE sip:user2_public1@home2.net SIP/2.0
Via: SIP/2.0/UDP scscf2.home2.net;branch=z9hG4bK764z87.1, SIP/2.0/UDP
    icscf2_s.home2.net;branch=z9hG4bK871y12.1, SIP/2.0/UDP
    scscf1.home1.net;branch=z9hG4bK351g45.1, SIP/2.0/UDP
    pcscf1.home1.net;branch=z9hG4bK240f34.1, SIP/2.0/UDP
    [5555::aaa:bbb:ccc:ddd]:1357;comp=sigcomp;branch=z9hG4bKnashds7
Max-Forwards: 66
P-Asserted-Identity:
P-Charging-Vector: icid-value="AyretyU0dm+602IrT5tAFrbHLso=023551024"; orig-ioi=home1.net
P-Charging-Function-Addresses: ccf=[5555::b99:c88:d77:e66]; ccf=[5555::a55:b44:c33:d22];
    ecf=[5555::1ff:2ee:3dd:4ee]; ecf=[5555::6aa:7bb:8cc:9dd]
Privacy:
Route: <sip:ps.home2.net;lr>, <sip:scscf2.home2.net;lr>
Record-Route:
From:
To:
Call-ID:
CSeq:
Event:
Expires:
Accept:
Contact:
Content-Length:

```

**P-Charging-Vector:** The S-CSCF stores the originating Inter Operator Identifier (IOI) parameter received and populates the identifier of its own network to the originating Inter Operator Identifier (IOI) parameter of this header and removes the terminating IOI parameter.

**P-Charging-Function-Addresses:** The S-CSCF populates the P-Charging-Function-Addresses header field to be passed to the PS.

## 9. Authorisation of watcher

The PS performs the necessary authorisation checks on the originator to ensure it is allowed to watch the presentity. In this example all privacy conditions are met, so the PS sends a 200 (OK) response to the S-CSCF.

In the case where the privacy/authorisation checks failed, then a necessary 2xx or 4xx response would be sent to the S-CSCF. The selection of the correct response code depends on the presentity's subscription authorisation policy document.

## 10. 200 (OK) response (PS to S-CSCF) - see example in table A.3.2.1-10

The PS sends the response to S-CSCF#2.

**Table A.3.2.1-10: 200 (OK) response (PS to S-CSCF)**

```

SIP/2.0 200 OK
Via: SIP/2.0/UDP scscf2.home2.net;branch=z9hG4bK764z87.1, SIP/2.0/UDP
    icscf2_s.home2.net;branch=z9hG4bK871y12.1, SIP/2.0/UDP
    scscf1.home1.net;branch=z9hG4bK351g45.1, SIP/2.0/UDP
    pcscf1.home1.net;branch=z9hG4bK240f34.1, SIP/2.0/UDP
    [5555::aaa:bbb:ccc:ddd]:1357;comp=sigcomp;branch=z9hG4bKnashds7
P-Charging-Vector: icid-value="AyretyU0dm+602IrT5tAFrbHLso=023551024"; orig-ioi=home1.net;
    term-ioi=home2.net
P-Charging-Function-Addresses: ccf=[5555::b99:c88:d77:e66]; ccf=[5555::a55:b44:c33:d22];
    ecf=[5555::1ff:2ee:3dd:4ee]; ecf=[5555::6aa:7bb:8cc:9dd]
Record-Route:
From:
To: <sip:user2_public1@home2.net>;tag=151170
Call-ID:
CSeq:
Expires:
Contact: <sip:ps.home2.net>
Content-Length:

```

**P-Charging-Vector:** The PS stores the originating Inter Operator Identifier (IOI) parameter received and populates the identifier of its own network to the terminating Inter Operator Identifier (IOI) parameter of this header.

**P-Charging-Function-Addresses:** The PS stores the P-Charging-Function-Addresses header field and passes this header to the S-CSCF.

#### 11. 200 (OK) response (S-CSCF to I-CSCF) - see example in table A.3.2.1-11

S-CSCF#2 forwards the response to I-CSCF#2.

**Table A.3.2.1-11: 200 (OK) response (S-CSCF to I-CSCF)**

```
SIP/2.0 200 OK
Via: SIP/2.0/UDP icscf2_s.home2.net;branch=z9hG4bK871y12.1, SIP/2.0/UDP
     scscf1.home1.net;branch=z9hG4bK351g45.1, SIP/2.0/UDP
     pcscf1.home1.net;branch=z9hG4bK240f34.1, SIP/2.0/UDP
     [5555::aaa:bbb:ccc:ddd]:1357;comp=sigcomp;branch=z9hG4bKnashds7
P-Charging-Vector:
P-Charging-Function-Addresses:
Record-Route:
From:
To:
Call-ID:
CSeq:
Expires:
Contact:
Content-Length:
```

**P-Charging-Vector:** The S-CSCF stores the originating Inter Operator Identifier (IOI) parameter received and populates the identifier of its own network to the terminating Inter Operator Identifier (IOI) parameter of this header.

**P-Charging-Function-Addresses:** The S-CSCF stores the P-Charging-Function-Addresses header field and passes this header to the I-CSCF.

#### 12. 200 (OK) response (I-CSCF to S-CSCF) - see example in table A.3.2.1-12

I-CSCF#2 forwards the response to S-CSCF#1.

**Table A.3.2.1-12: 200 (OK) response (I-CSCF to S-CSCF)**

```
SIP/2.0 200 OK
Via: SIP/2.0/UDP scscf1.home1.net;branch=z9hG4bK351g45.1, SIP/2.0/UDP
     pcscf1.home1.net;branch=z9hG4bK240f34.1, SIP/2.0/UDP
     [5555::aaa:bbb:ccc:ddd]:1357;comp=sigcomp;branch=z9hG4bKnashds7
P-Charging-Vector:
Record-Route:
From:
To:
Call-ID:
CSeq:
Expires:
Contact:
Content-Length:
```

#### 13. 200 (OK) response (S-CSCF to P-CSCF) - see example in table A.3.2.1-13

S-CSCF#1 forwards the response to P-CSCF#1.

**Table A.3.2.1-13: 200 (OK) response (S-CSCF to P-CSCF)**

```

SIP/2.0 200 OK
Via: SIP/2.0/UDP pcscf1.home1.net;branch=z9hG4bK240f34.1, SIP/2.0/UDP
    [5555::aaa:bbb:ccc:ddd]:1357;comp=sigcomp;branch=z9hG4bKnashds7
P-Charging-Vector: icid-value="AyretyU0dm+602IrT5tAFrbHLso=023551024"
Record-Route:
From:
To:
Call-ID:
CSeq:
Expires:
Contact:
Content-Length:

```

**14. 200 (OK) response (P-CSCF to UE) - see example in table A.3.2.1-14**

P-CSCF#1 forwards the response to the watcher agent in the UE.

**Table A.3.2.1-14: 200 (OK) response (P-CSCF to UE)**

```

SIP/2.0 200 OK
Via: SIP/2.0/UDP [5555::aaa:bbb:ccc:ddd]:1357;comp=sigcomp;branch=z9hG4bKnashds7
Record-Route: <sip:orig@scscf1.home1.net;lr>, <sip:pcscf1.home1.net:7531;lr;comp=sigcomp>
From:
To:
Call-ID:
CSeq:
Expires:
Contact:
Content-Length:

```

**15. NOTIFY request (PS to S-CSCF) - see example in table A.3.2.1-15**

As soon as the PS sends a 200 (OK) response to accept the subscription, it sends a NOTIFY request with the current state of the presentity's presence tuples that the watcher has subscribed and been authorised to. The NOTIFY request is sent to S-CSCF#1. Based on the Accept header field of the SUBSCRIBE request, the PS decides to use the 'application/pidf-partial+xml' content type in the NOTIFY request.

Table A.3.2.1-15: NOTIFY request (PS to S-CSCF)

```

NOTIFY sip:[5555::aaa:bbb:ccc:ddd]:1357;comp=sigcomp SIP/2.0
Via: SIP/2.0/UDP ps.home2.net;branch=z9hG4bK348923.1
Max-Forwards: 70
P-Charging-Vector: icid-value="AyretyU0dm+602IrT5tAFrbHLso=123551024"; orig-ioi=home2.net
P-Charging-Function-Addresses: ccf=[5555::b99:c88:d77:e66]; ccf=[5555::a55:b44:c33:d22];
    ecf=[5555::1ff:2ee:3dd:4ee]; ecf=[5555::6aa:7bb:8cc:9dd]
Route: <sip:scscf1.home1.net;lr>, <sip:pcscf1.home1.net;lr>
From: <sip:user2_public1@home2.net>;tag=151170
To: <sip:user1_public1@home1.net>;tag=31415
Call-ID: b89rjhnedlrfjflslj40a222
CSeq: 42 NOTIFY
Subscription-State: active ;expires=7200
Event: presence
Contact: <sip:ps.home2.net>
Content-Type: application/pidf-partial+xml
Content-Length: (...)

<?xml version="1.0" encoding="UTF-8"?>
  <pidf-part:presence xmlns="urn:ietf:params:xml:ns:pidf"
    xmlns:pidf-part="urn:ietf:params:xml:ns:pidf-partial"
    xmlns:es="urn:ietf:params:xml:ns:pidf:status:rp-id-status"
    xmlns:et="urn:ietf:params:xml:ns:pidf:rp-id-tuple"
    xmlns:pcp="urn:ietf:params:xml:ns:simple-prescaps-ext"
    xmlns:ci="urn:ietf:params:xml:ns:pidf:cipid"
    entity="pres:user2_public1@home2.net" pidf-part:version="0" pidf-part:state="full">

    <tuple id="a8098a.672364762364">
      <status>
        <basic>open</basic>
        <es:activity>meeting</es:activity>
        <es:placetype until="2003-08-27T17:30:00Z">office</es:placetype>
        <es:privacy>private</es:privacy>
        <es:idle since="2003-08-27T10:43:00Z"/>
        <pcp:prescaps>
          <pcp:video negated="false"></pcp:video>
          <pcp:mobility>mobile</pcp:mobility>
          <pcp:audio negated="true"></pcp:audio>
        </pcp:prescaps>
      </status>
      <et:class>sip</et:class>
      <et:contact-type>service</et:contact-type>
      <contact priority="0.8">sip:user2_public1@home2.net</contact>
      <note xml:lang="en">Don't Disturb Please!</note>
      <note xml:lang="fr">Ne derangez pas, s'il vous plait</note>
      <timestamp>2003-08-27T11:49:29Z</timestamp>
    </tuple>

    <tuple id="sfdds74.78">
      <status>
        <basic>open</basic>
      </status>
      <et:class>presentity</et:class>
      <et:contact-type>presentity</et:contact-type>
      <note xml:lang="en">I'm in a boring meeting</note>
      <note xml:lang="en">I'll be in Tokyo next week</note>
      <ci:homepage>http://example.com/~user2</ci:homepage>
      <ci:icon>http://example.com/~user2/icon.gif</ci:icon>
      <ci:card>http://example.com/~user2/card.vcd</ci:card>
      <timestamp>2003-08-27T11:49:29Z</timestamp>
    </tuple>

    <tuple id="jklhgf9788934774.78">
      <status>
        <basic>open</basic>
      </status>
      <et:class>assistant</et:class>
      <et:contact-type>presentity</et:contact-type>
      <et:relationship>assistant</et:relationship>
      <contact priority="1.0">tel:+1-212-555-2222</contact>
      <note xml:lang="en">She's my secretary</note>
      <timestamp>2003-08-27T11:49:29Z</timestamp>
    </tuple>

  </pidf-part:presence>

```

**P-Charging-Vector:** The PS populates the icid parameter with a globally unique identifier and adds the identifier of its own network to the originating Inter Operator Identifier (IOI) parameter of this header.

**P-Charging-Function-Addresses:** The PS populates the P-Charging-Function-Addresses header field to be passed to the S-CSCF.

**Content-Type:** Set to the preferred value of the Accept header received in the SUBSCRIBE request.

The message body in the NOTIFY request that carries the presence information of the presentity is formed as indicated in draft-ietf-imp-pim-pidf-08 [21], draft-ietf-simple-rpid-00 [26], draft-ietf-simple-prescaps-ext-00 [25], draft-ietf-simple-cipid-01 [32] draft-ietf-simple-partial-notify-01 [24] and draft-ietf-simple-partial-pidf-format-00 [38].

#### 16. NOTIFY request (S-CSCF to P-CSCF) - see example in table A.3.2.1-16

The S-CSCF#1 forwards the NOTIFY request to P-CSCF#1.

**Table A.3.2.1-16: NOTIFY request (S-CSCF to P-CSCF)**

```
NOTIFY sip:[5555::aaa:bbb:ccc:ddd]:1357;comp=sigcomp SIP/2.0
Via: SIP/2.0/UDP scscf1.home1.net;branch=z9hG4bK351g45.1, SIP/2.0/UDP
    ps.home2.net;branch=z9hG4bK348923.1
Max-Forwards: 69
P-Charging-Vector: icid-value="AyretyU0dm+602IrT5tAFrbHLso=123551024"
P-Charging-Function-Addresses:
Privacy:
Record-Route: <sip:scscf1.home1.net;lr>
Route: sip:<pcscf1.home1.net;lr>
From:
To:
Call-ID:
CSeq:
Subscription-State:
Event:
Contact:
Content-Type:
Content-Length:

(...)
```

**P-Charging-Vector:** The S-CSCF stores the originating Inter Operator Identifier (IOI) parameter of this header and removes the parameter from this header.

**P-Charging-Function-Addresses:** The S-CSCF stores the P-Charging-Function-Addresses header field and passes this header to the P-CSCF.

#### 17. NOTIFY request (P-CSCF to UE) - see example in table A.3.2.1-17

The P-CSCF forwards the NOTIFY request to the watcher application in the UE.

**Table A.3.2.1-17: NOTIFY request (P-CSCF to UE)**

```
NOTIFY sip:[5555::aaa:bbb:ccc:ddd]:1357;comp=sigcomp SIP/2.0
Via: SIP/2.0/UDP pcscf1.home1.net;branch=z9hG4bK240f34.1, SIP/2.0/UDP
    scscf1.home1.net;branch=z9hG4bK351g45.1, SIP/2.0/UDP ps.home2.net;branch=z9hG4bK348923.1
Max-Forwards: 68
Record-Route: <sip:scscf1.home1.net;lr>, <sip:pcscf1.home1.net:7531;lr;comp=sigcomp>
Privacy:
From:
To:
Call-ID:
CSeq:
Subscription-State:
Event:
Contact:
Content-Type:
Content-Length:

(...)
```

**18. 200 (OK) response (UE to P-CSCF) – see example in table A.3.2.1-18**

The UE generates a 200 (OK) response to the NOTIFY request.

**Table A.3.2.1-18: 200 (OK) response (UE to P-CSCF)**

```
SIP/2.0 200 OK
Via: SIP/2.0/UDP pcscf1.home1.net;branch=z9hG4bK240f34.1, SIP/2.0/UDP
     scscf2.home2.net;branch=z9hG4bK764z87.1, SIP/2.0/UDP ps.home2.net;branch=z9hG4bK348923.1
P-Access-Network-Info: 3GPP-UTRAN-TDD; utran-cell-id-3gpp=234151D0FCE11
From:
To:
Call-ID:
CSeq:
Content-Length: 0
```

**19. 200 (OK) response (P-CSCF to S-CSCF) – see example in table A.3.2.1-19**

The P-CSCF forwards the 200 (OK) response to S-CSCF#1.

**Table A.3.2.1-19: 200 (OK) response (P-CSCF to S-CSCF)**

```
SIP/2.0 200 OK
Via: SIP/2.0/UDP scscf1.home1.net;branch=z9hG4bK351g45.1, SIP/2.0/UDP
     ps.home2.net;branch=z9hG4bK348923.1
P-Access-Network-Info:
From:
To:
Call-ID:
CSeq:
Content-Length:
```

**20. 200 (OK) response (S-CSCF to P-S) – see example in table A.3.2.1-20**

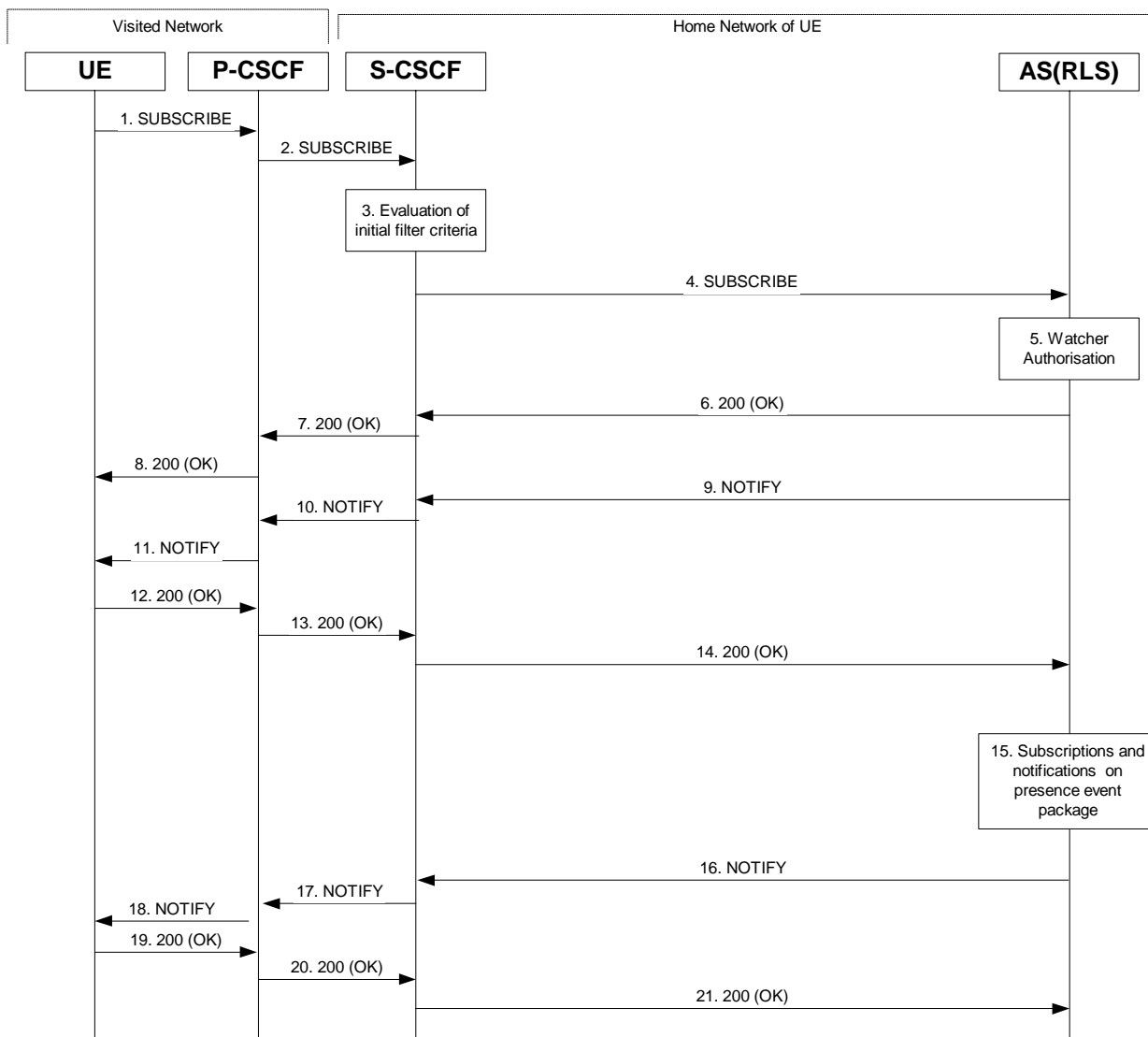
S-CSCF#2 forwards the 200 (OK) response to the PS.

**Table A.3.2.1-20: 200 (OK) response (S-CSCF to PS)**

```
SIP/2.0 200 OK
Via: SIP/2.0/UDP ps.home2.net;branch=z9hG4bK348923.1
From:
To:
Call-ID:
CSeq:
Content-Length:
```

### A.3.3 Watcher subscribing to resource list, UE in visited network

#### A.3.3.1 Watcher subscribing to his own resource list, UE in visited network - Successful subscription



**Figure A.3.3.1-1: Watcher subscribing to resource list**

Figure A.3.3.1-1 shows a watcher subscribing to resource list event notification. The details of the signalling flows as follows:

**1. SUBSCRIBE request (UE to P-CSCF) – see example in table A.3.3.1-1**

A watcher agent in a UE wishes to watch a number of presentities, or certain presence tuples of these presentities. The list of presentities are identified by a SIP URI. In order to initiate a subscription to the RLS, the UE generates a SUBSCRIBE request indicating support for 'eventlist', together with an indication of the length of time this periodic subscription should last.

**Table A.3.3.1-1: SUBSCRIBE request (UE to P-CSCF)**

```

SUBSCRIBE sip:user1_list1@home1.net SIP/2.0
Via: SIP/2.0/UDP [5555::aaa:bbb:ccc:ddd]:1357;comp=sigcomp;branch=z9hG4bKehuefdam
Max-Forwards: 70
P-Access-Network-Info: 3GPP-UTRAN-TDD; utran-cell-id-3gpp=234151D0FCE11
Route: <sip:pcscf1.visited1.net:7531;lr;comp=sigcomp>, <sip:orig@scscf1.home1.net;lr>
P-Preferred-Identity: <sip:user1_public1@home1.net>
Privacy: none
From: <sip:user1_public1@home1.net>;tag=31415
To: <sip:user1_list1@home1.net>
Call-ID: b89rjhnedlrfjflslj40a222
CSeq: 123 SUBSCRIBE
Require: sec-agree
Proxy-Require: sec-agree
Security-Verify: ipsec-3gpp; q=0.1; alg= hmac-sha-1-96; spi-c=98765432; spi-s=87654321; port-
c=8642; port-s=7531
Event: presence
Supported: eventlist
Expires: 7200
Accept: application/pidf+xml, application/rlmi+xml, multipart/related
Contact: <sip:[5555::aaa:bbb:ccc:ddd]:1357;comp=sigcomp>
Content-Length: 0

```

**Request-URI:** SIP URI of the resource list representing the collection of public user identities whose events the subscriber subscribes to.

**Event:** This field is populated with the value 'presence' to specify the use of the presence package.

**Accept:** This field is populated with the value 'application/pidf+xml', 'application/rlmi+xml' and 'multipart/related' indicating that the UE supports both body types for the eventlist extension additionally to PIDF.

**Supported:** This field is populated with the value 'eventlist' to specify the support for the eventlist extension.

**To:** Same as the Request-URI.

## 2. SUBSCRIBE request (P-CSCF to S-CSCF) – see example in table A.3.3.1-2

The P-CSCF looks up the serving network information for the public user identity that was stored during the registration procedure. The SUBSCRIBE request is forwarded to S-CSCF#1. A Route header is inserted into SUBSCRIBE request. The information for the Route header is taken from the service route determined during registration.

**Table A.3.3.1-2: SUBSCRIBE request (P-CSCF to S-CSCF)**

```

SUBSCRIBE sip:user1_list1@home1.net SIP/2.0
Via: SIP/2.0/UDP pcscf1.visited1.net;branch=z9hG4bK120f34.1, SIP/2.0/UDP
[5555::aaa:bbb:ccc:ddd]:1357;comp=sigcomp;branch=z9hG4bKehuefdam
P-Access-Network-Info:
Route: <sip:orig@scscf1.home1.net;lr>
Max-Forwards: 69
P-Asserted-Identity: <sip:user1_public1@home1.net>
P-Charging-Vector: icid-value="AyretyU0dm+602IrT5tAFrbHLso=223551024"
Privacy:
Record-Route: <sip:pcscf1.visited1.net;lr>
Route: <sip:scscf1.home1.net;lr>
From:
To:
Call-ID:
CSeq:
Event:
Supported:
Expires:
Accept:
Contact:
Content-Length:

```

## 3. Evaluation of initial filter criteria



The S-CSCF validates the service profile of this subscriber and evaluates the initial filter criteria. Assuming that sip:user1\_list1@home1.net is a statically created PSI, sip:user1\_list1@home1.net is included in the service profile as part of an originating initial Filter Criteria with Service Trigger Point of Method = SUBSCRIBE AND Supported = 'eventlist' AND Request-URI = sip:user1\_list1@home1.net that informs the S-CSCF to route the SUBSCRIBE request to the application server sip:rls.home1.net.

If there is no initial filter criteria for this PSI (sip:user1\_list1@home1.net), the assumption is that the PSI is a sub domain-based PSI. The procedure defined in RFC 3263 [18] with DNS NAPTR and SRV queries may then be used to get the IP address of the application server home1.net.

**Editor's Note:** The handling of alternative PSI routing examples should be described and expanded in section A.3.1 rather than in this location.

#### 4. SUBSCRIBE request (S-CSCF to RLS) – see example in table A.3.3.1-4

The S-CSCF forwards the SUBSCRIBE request to the RLS.

**Table A.3.3.1-4 SUBSCRIBE request (S-CSCF to RLS)**

```
SUBSCRIBE sip:user1_list1@home1.net SIP/2.0
Via: SIP/2.0/UDP scscf1.home1.net;branch=z9hG4bK344a65.1, SIP/2.0/UDP
    pcscf1.visited1.net;branch=z9hG4bK120f34.1, SIP/2.0/UDP
    [5555::aaa:bbb:ccc:ddd]:1357;comp=sigcomp;branch=z9hG4bKehuefdam
Max-Forwards: 68
P-Access-Network-Info:
P-Asserted-Identity: <sip:user1_public1@home1.net>, <tel:+1-212-555-1111>
P-Charging-Vector: icid-value="AyretyU0dm+6O2IrT5tAFrbHLso=223551024"; orig-ioi=home1.net
P-Charging-Function-Addresses: ccf=[5555::b99:c88:d77:e66]; ccf=[5555::a55:b44:c33:d22];
    ecf=[5555::1ff:2ee:3dd:4ee]; ecf=[5555::6aa:7bb:8cc:9dd]
Privacy:
Record-Route: <sip:orig@scscf1.home1.net;lr>, <sip:pcscf1.visited1.net;lr>
Route: <sip:rls.home1.net;lr>, <sip:orig@scscf1.home1.net;lr>
From:
To:
Call-ID:
CSeq:
Event:
Supported:
Expires:
Accept:
Contact:
Content-Length:
```

**P-Charging-Vector:** The S-CSCF populates the identifier of its own network to the originating Inter Operator Identifier (IOI) parameter of this header.

**P-Charging-Function-Addresses:** The S-CSCF populates the P-Charging-Function-Addresses header field to be passed to the RLS.

#### 5. Authorisation of watcher

The RLS performs the necessary authorisation checks on the originator to ensure that he/she is authorised to use the resource list. In this example this condition has been met, so the PS sends a 200 (OK) response to the S-CSCF. If the previous condition failed, then a 403 (Forbidden) response would be sent to the S-CSCF.

#### 6. 200 (OK) response (RLS to S-CSCF) - see example in table A.3.3.1-6

The RLS sends the response to the S-CSCF.

**Table A.3.3.1-6: 200 (OK) response (RLS to S-CSCF)**

```

SIP/2.0 200 OK
Via: SIP/2.0/UDP scscf1.home1.net;branch=z9hG4bK344a65.1, SIP/2.0/UDP
    pcscf1.visited1.net;branch=z9hG4bK120f34.1, SIP/2.0/UDP
    [5555::aaa:bbb:ccc:ddd]:1357;comp=sigcomp;branch=z9hG4bKehuefdam
P-Charging-Vector: icid-value="AyretyU0dm+602IrT5tAFrbHLso=223551024"; orig-ioi=home1.net;
    term-ioi=home1.net
Record-Route:
From:
To: <sip:user1_list1@home1.net>;tag=151170
Call-ID:
CSeq:
Require: eventlist
Expires:
Contact:
Content-Length: 0

```

**P-Charging-Vector:** The RLS stores the terminating Inter Operator Identifier (IOI) parameter and populates the identifier of its own network to the terminating Inter Operator Identifier (IOI) parameter of this header.

#### 7. 200 (OK) response (S-CSCF to P-CSCF) - see example in table A.3.3.1-7

The S-CSCF forwards the response to the P-CSCF.

**Table A.3.3.1-7: 200 (OK) response (S-CSCF to P-CSCF)**

```

SIP/2.0 200 OK
Via: SIP/2.0/UDP pcscf1.visited1.net;branch=z9hG4bK120f34.1, SIP/2.0/UDP
    [5555::aaa:bbb:ccc:ddd]:1357;comp=sigcomp;branch=z9hG4bKehuefdam
P-Charging-Vector: icid-value="AyretyU0dm+602IrT5tAFrbHLso=223551024"
Record-Route:
From:
To:
Call-ID:
CSeq:
Require:
Expires:
Contact:
Content-Length:

```

**P-Charging-Vector:** The S-CSCF stores the terminating Inter Operator Identifier (IOI) parameter received.

#### 8. 200 (OK) response (P-CSCF to UE) - see example in table A.3.3.1-8

The P-CSCF forwards the response to the watcher agent in the UE.

**Table A.3.3.1-8: 200 (OK) response (P-CSCF to UE)**

```

SIP/2.0 200 OK
Via: SIP/2.0/UDP [5555::aaa:bbb:ccc:ddd]:1357;comp=sigcomp;branch=z9hG4bKehuefdam
Record-Route: <sip:orig@scscf1.home1.net;lr>, <sip:pcscf1.visited1.net:7531;lr;comp=sigcomp>
From:
To:
Call-ID:
CSeq:
Require:
Expires:
Contact:
Content-Length:

```

#### 9. NOTIFY request (RLS to S-CSCF) – see example in table A.3.3.1-9

The RLS generates a NOTIFY request including the RLMI document as a result of the SUBSCRIBE request.

**Table A.3.3.1-9 NOTIFY request (RLS to S-CSCF)**

```

NOTIFY sip:[5555::aaa:bbb:ccc:ddd]:1357;comp=sigcomp SIP/2.0
Via: SIP/2.0/UDP rls.home1.net;branch=z9hG4bK240f34.1
Max-Forwards: 70
P-Charging-Vector: icid-value="AyretyU0dm+602IrT5tAFrbHLso=323551024"; orig-ioi=home1.net
P-Charging-Function-Addresses: ccf=[5555::b99:c88:d77:e66]; ccf=[5555::a55:b44:c33:d22];
    ecf=[5555::1ff:2ee:3dd:4ee]; ecf=[5555::6aa:7bb:8cc:9dd]
Route: <sip:scscf1.home1.net;lr>, <sip:pcscf1.visited1.net;lr>
From: <sip:user1_list1@home1.net>;tag=151170
To: <sip:user1_public1@home1.net>;tag=31415
Call-ID: b89rjhnedlrfjflslj40a222
CSeq: 89 NOTIFY
Subscription-State: active;expires=7200
Require: eventlist
Event: presence
Contact: <sip:rls.home1.net>
Content-Type: application/rlmi+xml; charset="UTF-8"
Content-Length:

<?xml version="1.0" encoding="UTF-8"?>
  <list xmlns="urn:ietf:params:xml:ns:rli"
    uri="sip:user1_list1@home1.net" version="1" fullState="true">
    <resource uri="pres:user2_public1@home2.net" name="Kovacs Janos">
      <instance id="hqzsuxtfyq" state="active" cid="ZvSvkz@rls.home1.net"/>
    </resource>
    <resource uri="pres:user3_public1@home3.net" name="Szabo Bela">
      <instance id="aakdsjklsa" state="active" cid="HJjbssk@rls.home1.net"/>
    </resource>
  </list>

```

**P-Charging-Vector:** The RLS inserts this header and populates the icid parameters with a globally unique value and adds the identifier of its own network to the originating Inter Operator Identifier (IOI) parameter of this header.

**P-Charging-Function-Addresses:** The RLS populates the P-Charging-Function-Addresses header field to be passed to the S-CSCF.

#### 10. NOTIFY request (S-CSCF to P-CSCF) – see example in table A.3.3.1-10

The S-CSCF forwards the NOTIFY request to the P-CSCF.

**Table A.3.3.1-10: NOTIFY request (S-CSCF to P-CSCF)**

```

NOTIFY sip:[5555::aaa:bbb:ccc:ddd]:1357;comp=sigcomp SIP/2.0
Via: SIP/2.0/UDP scscf1.home1.net;branch=z9hG4bK332b23.1, SIP/2.0/UDP
    rls.home1.net;branch=z9hG4bK240f34.1
Max-Forwards: 69
P-Charging-Vector: icid-value="AyretyU0dm+602IrT5tAFrbHLso=323551024"
P-Charging-Function-Addresses:
Route: <sip:pcscf1.visited1.net;lr>
Record-Route: <sip:scscf1.home1.net;lr>
From:
To:
Call-ID:
CSeq:
Subscription-State:
Require:
Event:
Contact:
Content-Length:

(...)

```

**P-Charging-Vector:** The S-CSCF stores originating Inter Operator Identifier (IOI) parameter received.

**P-Charging-Function-Addresses:** The S-CSCF stores the P-Charging-Function-Addresses header field and passes this header to the P-CSCF.

#### 11. NOTIFY request (P-CSCF to UE) – see example in table A.3.3.1-11

The P-CSCF forwards the NOTIFY request to the watcher application in the UE.

**Table A.3.3.1-11: NOTIFY request (P-CSCF to UE)**

```

NOTIFY sip:[5555::aaa:bbb:ccc:ddd]:1357;comp=sigcomp SIP/2.0
Via: SIP/2.0/UDP pcscf1.visited1.net;branch=240f34.1, SIP/2.0/UDP
    scscf1.home1.net;branch=z9hG4bK332b23.1, SIP/2.0/UDP
    rls.home1.net;branch=z9hG4bK240f34.1
Max-Forwards: 68
Record-Route: <sip:scscf1.home1.net;lr>, <sip:pcscf1.visited1.net:7531;lr;comp=sigcomp>
From:
To:
Call-ID:
CSeq:
Subscription-State:
Require:
Event:
Contact:
Content-Length:

(...)

```

**12. 200 (OK) response (UE to P-CSCF) – see example in table A.3.3.1-12**

The UE acknowledges the NOTIFY request with a 200 (OK) response to the P-CSCF.

**Table A.3.3.1-12: 200 (OK) response (UE to P-CSCF)**

```

SIP/2.0 200 OK
Via: SIP/2.0/UDP pcscf1.visited1.net;branch=240f34.1, SIP/2.0/UDP
    scscf1.home1.net;branch=z9hG4bK332b23.1, SIP/2.0/UDP
    rls.home1.net;branch=z9hG4bK240f34.1
P-Access-Network-Info: 3GPP-UTRAN-TDD; utran-cell-id-3gpp=234151D0FCE11
From:
To:
Call-ID:
CSeq:
Content-Length: 0

```

**13. 200 (OK) response (P-CSCF to S-CSCF) – see example in table A.3.3.1-13**

The P-CSCF forwards the 200 (OK) response to the S-CSCF.

**Table A.3.3.1-13: 200 (OK) response (P-CSCF to S-CSCF)**

```

SIP/2.0 200 OK
Via: SIP/2.0/UDP scscf1.home1.net;branch=z9hG4bK332b23.1, SIP/2.0/UDP
    rls.home1.net;branch=z9hG4bK240f34.1
P-Access-Network-Info:
P-Charging-Vector: icid-value="AyretyU0dm+602IrT5tAFrbHLso=323551024"
From:
To:
Call-ID:
CSeq:
Content-Length:

```

**14. 200 (OK) response (S-CSCF to RLS) – see example in table A.3.3.1-14**

The S-CSCF#2 forwards the response to the RLS in the home network of the UE.

**Table A.3.3.1-14: 200 (OK) response (S-CSCF to RLS)**

```
SIP/2.0 200 OK
Via: SIP/2.0/UDP rls.home1.net;branch=z9hG4bK240f34.1
P-Access-Network-Info:
P-Charging-Vector: icid-value="AyretyU0dm+602IrT5tAFrbHLso=323551024"; orig-ioi=home1.net;
                    term-ioi=home1.net
From:
To:
Call-ID:
CSeq:
Content-Length:
```

**P-Charging-Vector:** The S-CSCF inserts the originating Inter Operator Identifier (IOI) parameter received and populates the identifier of its own network to the terminating Inter Operator Identifier (IOI) parameter of this header.

#### 15. Subscriptions and notifications on presence event package

After the RLS generated a NOTIFY request to inform the UE about the subscription state, the RLS generates the necessary SUBSCRIBE requests to the presentities present in the resource list as described in subclause A.3.4.1. As soon as it receives NOTIFY request(s) about a state change in one or more presentities, it generates a NOTIFY request.

#### 16. NOTIFY request (RLS to S-CSCF) – see example in table A.3.3.1-16

The RLS copies the body of the incoming NOTIFY request(s) into the body of the outgoing NOTIFY request using MIME type multipart/related. Further notification sent by the RLS may contain either the full or the partial set of presence information (only the presence information that has changed since the last notification) as described in draft-ietf-simple-event-list-04 [22].

In this example it is assumed that the RLS has received two NOTIFY requests from presentities sip:user2\_public1@home2.net and sip:user3\_public1@home3.net before generating the NOTIFY request in table A.3.3.1-16 to the UE.

Table A.3.3.1-16 NOTIFY request (RLS to S-CSCF)

```

NOTIFY sip:[5555::aaa:bbb:ccc:ddd]:1357;comp=sigcomp SIP/2.0
Via: SIP/2.0/UDP rls.home1.net;branch=z9hG4bK240f34.1
Max-Forwards: 70
P-Charging-Vector: icid-value="AyretyU0dm+602IrT5tAFrbHLso=423551024"; orig-oi=home1.net
P-Charging-Function-Addresses: ccf=[5555::b99:c88:d77:e66]; ccf=[5555::a55:b44:c33:d22];
    ecf=[5555::1ff:2ee:3dd:4ee]; ecf=[5555::6aa:7bb:8cc:9dd]
Route: <sip:scscf1.home1.net;lr>, <sip:pcscf1.visited1.net;lr>
From: <sip:user1_list1@home1.net>;tag=151170
To: <sip:user1_public1.home1.net>;tag=31415
Call-ID: b89rjhnedlrfjflslj40a222
CSeq: 90 NOTIFY
Subscription-State: active;expires=5000
Require: eventlist
Event: presence
Contact: <sip:rls.home1.net>
Content-Type: multipart/related;type="application/rlmi+xml";
    start="<nXYxAE@rls.home1.net>";boundary="50UBfW7LSCVltggUPe5z"
Content-Length: (...)

--50UBfW7LSCVltggUPe5z
Content-Transfer-Encoding: binary
Content-ID: <nXYxAE@rls.home1.net>
Content-Type: application/rlmi+xml; charset="UTF-8"

<?xml version="1.0" encoding="UTF-8"?>
  <list xmlns="urn:ietf:params:xml:ns:rli"
    uri="sip:user1_list1@home1.net" version="1" fullState="true">
    <resource uri="pres:user2_public1@home2.net" name="Kovacs Janos">
      <instance id="hqzsuxtfyq" state="active" cid="ZvSvkz@rls.home1.net"/>
    </resource>
    <resource uri="pres:user3_public1@home3.net" name="Szabo Bela">
      <instance id="aakdsjklsa" state="active" cid="HJjbssk@rls.home1.net"/>
    </resource>
  </list>

--50UBfW7LSCVltggUPe5z
Content-Transfer-Encoding: binary
Content-ID: <ZvSvkz@rls.home1.net>
Content-Type: application/pidf+xml; charset="UTF-8"

<?xml version="1.0" encoding="UTF-8"?>
  <presence xmlns="urn:ietf:params:xml:ns:pidf"
    xmlns:es="urn:ietf:params:xml:ns:pidf:status:rp-id-status"
    xmlns:et="urn:ietf:params:xml:ns:pidf:rp-id-tuple"
    xmlns:pcp="urn:ietf:params:xml:ns:simple-prescaps-ext"
    xmlns:ci="urn:ietf:params:xml:ns:pidf:cid"
    entity="pres:user2_public1@home2.net">

    <tuple id="a8098a.672364762364">
      <status>
        <basic>open</basic>
        <es:activity>meeting</es:activity>
        <es:placetype until="2003-08-27T17:30:00Z">office</es:placetype>
        <es:privacy>private</es:privacy>
        <es:idle since="2003-08-27T10:43:00Z"/>
        <pcp:prescaps>
          <pcp:video negated="false"></pcp:video>
          <pcp:mobility>mobile</pcp:mobility>
          <pcp:audio negated="true"></pcp:audio>
        </pcp:prescaps>
      </status>
      <et:class>sip</et:class>
      <et:contact-type>service</et:contact-type>
      <contact priority="0.8">sip:user2_public1@home2.net</contact>
      <note xml:lang="en">Don't Disturb Please!</note>
      <note xml:lang="fr">Ne derangez pas, s'il vous plait</note>
      <timestamp>2003-08-27T11:49:29Z</timestamp>
    </tuple>

    <tuple id="sfdds74.78">
      <status>
        <basic>open</basic>
      </status>
      <et:class>presentity</et:class>
      <et:contact-type>presentity</et:contact-type>
      <ci:homepage>http://example.com/~user2</ci:homepage>
    </tuple>

```

```

    <ci:icon>http://example.com/~user2/icon.gif</ci:icon>
    <ci:card>http://example.com/~user2/card.vcd</ci:card>
    <note xml:lang="en">I'm in a boring meeting</note>
    <note xml:lang="en">I'll be in Tokyo next week</note>
    <timestamp>2003-08-27T11:49:29Z</timestamp>
  </tuple>

  <tuple id="jklhgf9788934774.78">
    <status>
      <basic>open</basic>
    </status>
    <et:class>assistant</et:class>
    <et:contact-type>presentity</et:contact-type>
    <et:relationship>assistant</et:relationship>
    <contact priority="1.0">tel:+1-212-555-2222</contact>
    <note xml:lang="en">She's my secretary</note>
    <timestamp>2003-08-27T11:49:29Z</timestamp>
  </tuple>

</presence>

--50UBfW7LSCVLTggUPe5z
Content-Transfer-Encoding: binary
Content-ID: <ZvSvkz@pres.example.com>
Content-Type: application/pidf+xml;charset="UTF-8"

<?xml version="1.0" encoding="UTF-8"?>
  <presence xmlns="urn:ietf:params:xml:ns:pidf"
    xmlns:es="urn:ietf:params:xml:ns:pidf:status:rpidd-status"
    xmlns:et="urn:ietf:params:xml:ns:pidf:rpidd-tuple"
    xmlns:pcp="urn:ietf:params:xml:ns:simple-prescaps-ext"
    entity="pres:user3_public1@home3.net">

    <tuple id="h7833hjjk.dsajfjdsaf">
      <status>
        <basic>closed</basic>
        <es:activity>vacation</es:activity>
        <es:placetype until="2003-09-10T17:30:00Z">ship</es:placetype>
        <es:privacy>private</es:privacy>
        <es:idle since="2003-06-27T10:43:00Z"/>
        <pcp:prescaps>
          <pcp:video negated="false"></pcp:video>
          <pcp:mobility>mobile</pcp:mobility>
          <pcp:audio negated="true"></pcp:audio>
        </pcp:prescaps>
      </status>
      <et:class>sip</et:class>
      <et:contact-type>service</et:contact-type>
      <contact priority="0.8">sip:user3_public1@home3.net</contact>
      <note xml:lang="en">Don't Disturb Please!</note>
      <note xml:lang="hu">Senki se merjen zavarni!</note>
      <timestamp>2003-08-27T11:48:59Z</timestamp>
    </tuple>

    <tuple id="sfdds74.78">
      <status>
        <basic>open</basic>
      </status>
      <et:class>presentity</et:class>
      <et:contact-type>presentity</et:contact-type>
      <ci:homepage>http://example.com/~user3</ci:homepage>
      <ci:icon>http://example.com/~user3/icon.gif</ci:icon>
      <ci:card>http://example.com/~user3/card.vcd</ci:card>
      <note xml:lang="en">I'm on vacation</note>
      <timestamp>2004-10-10T12:00:30Z</timestamp>
    </tuple>

    <tuple id="sajdhdsahjh75vvc774.78">
      <status>
        <basic>open</basic>
      </status>
      <et:class>supervisor</et:class>
      <et:type>presentity</et:type>
      <et:relationship>supervisor</et:relationship>
      <contact priority="1.0">tel:+1-858-204-9141</contact>
      <note xml:lang="en">He's my supervisor</note>
      <timestamp>2003-08-27T11:48:59Z</timestamp>
    </tuple>
  </presence>

```

```

</presence>
--50UBfW7LSCVltggUPe5z--

```

**P-Charging-Vector:** The RLS inserts this header and populates the icid parameters with a globally unique value and adds the identifier of its own network to the originating Inter Operator Identifier (IOI) parameter of this header.

**P-Charging-Function-Addresses:** The RLS populates the P-Charging-Function-Addresses header field to be passed to the S-CSCF.

**Content-Type:** Set to the value of the Accept: header received in the SUBSCRIBE request.

The message body in the NOTIFY request that carries the presence information of the presentity is formed as indicated in draft-ietf-simple-event-list-04 [22], draft-ietf-simple-rpid-03 [26], draft-ietf-simple-cipid-01 [32] and draft-ietf-simple-prescaps-ext-00 [25].

#### 17. NOTIFY request (S-CSCF to P-CSCF) – see example in table A.3.3.1-17

The S-CSCF forwards the NOTIFY request to the P-CSCF.

**Table A.3.3.1-17: NOTIFY request (S-CSCF to P-CSCF)**

```

NOTIFY sip:[5555::aaa:bbb:ccc:ddd]:1357;comp=sigcomp SIP/2.0
Via: SIP/2.0/UDP scscf1.home1.net;branch=z9hG4bK332b23.1, SIP/2.0/UDP
    rls.home1.net;branch=z9hG4bK240f34.1
Max-Forwards: 69
P-Charging-Vector: icid-value="AyretyU0dm+602IrT5tAFrbHLso=423551024"
P-Charging-Function-Addresses:
Route: <sip:pcscf1.visited1.net;lr>
Record-Route: <sip:scscf1.home1.net;lr>
From:
To:
Call-ID:
CSeq:
Subscription-State:
Require:
Event:
Contact:
Content Type:
Content-Length:

(...)

```

**P-Charging-Vector:** The RLS stores the originating Inter Operator Identifier (IOI) parameter received.

**P-Charging-Function-Addresses:** The S-CSCF stores the P-Charging-Function-Addresses header field and passes this header to the P-CSCF.

#### 18. NOTIFY request (P-CSCF to UE) – see example in table A.3.3.1-18

The P-CSCF forwards the NOTIFY request to the watcher application in the UE.

**Table A.3.3.1-18: NOTIFY request (P-CSCF to UE)**



```

NOTIFY sip:[5555::aaa:bbb:ccc:ddd]:1357;comp=sigcomp SIP/2.0
Via: SIP/2.0/UDP pcscf1.visited1.net;branch=240f34.1, SIP/2.0/UDP
    scscf1.home1.net;branch=z9hG4bK332b23.1, SIP/2.0/UDP
    rls.home1.net;branch=z9hG4bK240f34.1
Max-Forwards: 68
Record-Route: <sip:scscf1.home1.net;lr>, <sip:pcscf1.visited1.net:7531;lr;comp=sigcomp>
From:
To:
Call-ID:
CSeq:
Subscription-State:
Require:
Event:
Content-Type:
Content-Length:

(...)

```

### 19. 200 (OK) response (UE to P-CSCF) – see example in table A.3.3.1-19

The UE acknowledges the NOTIFY request with a 200 (OK) response to the P-CSCF.

**Table A.3.3.1-19: 200 (OK) response (UE to P-CSCF)**

```

SIP/2.0 200 OK
Via: SIP/2.0/UDP pcscf1.visited1.net;branch=240f34.1, SIP/2.0/UDP
    scscf1.home1.net;branch=z9hG4bK332b23.1, SIP/2.0/UDP
    rls.home1.net;branch=z9hG4bK240f34.1
P-Access-Network-Info: 3GPP-UTRAN-TDD; utran-cell-id-3gpp=234151D0FCE11
From:
To:
Call-ID:
CSeq:
Content-Length: 0

```

### 20. 200 (OK) response (P-CSCF to S-CSCF) – see example in table A.3.3.1-20

The P-CSCF forwards the 200 (OK) response to the S-CSCF.

**Table A.3.3.1-20: 200 (OK) response (P-CSCF to S-CSCF)**

```

SIP/2.0 200 OK
Via: SIP/2.0/UDP scscf1.home1.net;branch=z9hG4bK332b23.1, SIP/2.0/UDP
    rls.home1.net;branch=z9hG4bK240f34.1
P-Access-Network-Info:
P-Charging-Vector: icid-value="AyretyU0dm+602IrT5tAFrbHLso=423551024"
From:
To:
Call-ID:
CSeq:
Content-Length:

```

### 21. 200 (OK) response (S-CSCF to RLS) – see example in table A.3.3.1-21

The S-CSCF#2 forwards the response to the RLS in the home network of the UE.

**Table A.3.3.1-21: 200 (OK) response (S-CSCF to RLS)**

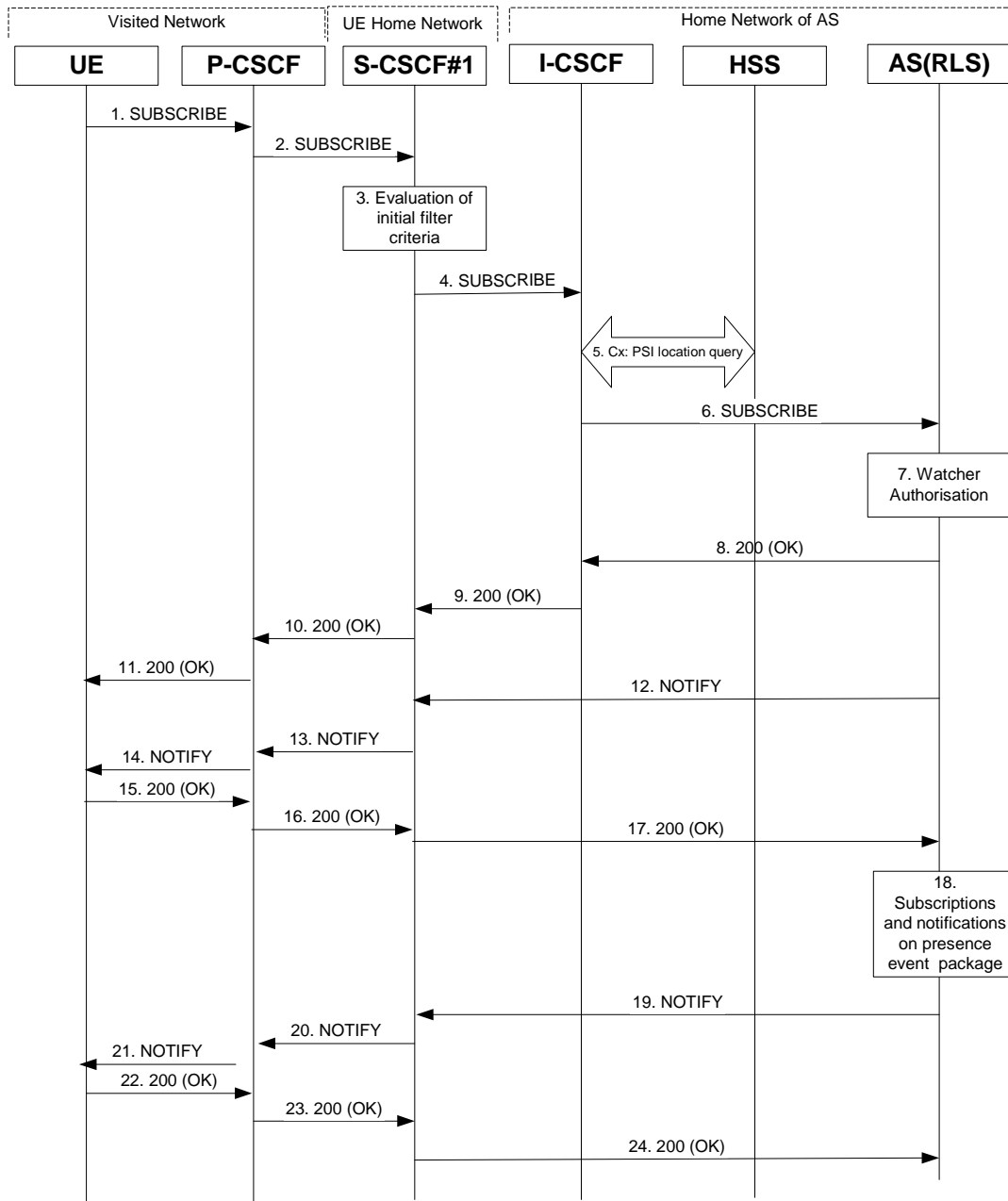
```

SIP/2.0 200 OK
Via: SIP/2.0/UDP rls.home1.net;branch=z9hG4bK240f34.1
P-Access-Network-Info:
P-Charging-Vector: icid-value="AyretyU0dm+602IrT5tAFrbHLso=423551024"; orig-ioi=home1.net;
    term-ioi=home1.net
From:
To:
Call-ID:
CSeq:
Content-Length:

```

**P-Charging-Vector:** The S-CSCF inserts the originating Inter Operator Identifier (IOI) parameter received and populates the identifier of its own network to the terminating Inter Operator Identifier (IOI) parameter of this header.

**A.3.3.2** Watcher subscribing to a resource list, UE in visited network - successful subscription



**Figure A.3.3.2-1** Watcher subscribing to resource list

Figure A.3.3.2-1 shows a watcher subscribing to resource list event notification. The details of the signalling flows as follows:

**1. SUBSCRIBE request (UE to P-CSCF) – see example in table A.3.3.2-1**

A watcher agent in a UE wishes to watch a number of presentities, or certain presence tuples of these presentities. The list of presentities are identified by a SIP URI. In order to initiate a subscription to the RLS, the UE generates a SUBSCRIBE request indicating support for 'eventlist', together with an indication of the length of time this periodic subscription should last.

**Table A.3.3.2-1: SUBSCRIBE request (UE to P-CSCF)**

```

SUBSCRIBE sip:user2_list1@home2.net SIP/2.0
Via: SIP/2.0/UDP [5555::aaa:bbb:ccc:ddd]:1357;comp=sigcomp;branch=z9hG4bKehuefdam
Max-Forwards: 70
P-Access-Network-Info: 3GPP-UTRAN-TDD; utran-cell-id-3gpp=234151D0FCE11
Route: <sip:pcscf1.visited1.net:7531;lr;comp=sigcomp>, <sip:orig@scscf1.home1.net;lr>
P-Preferred-Identity: <sip:user1_public1@home1.net>
Privacy: none
From: <sip:user1_public1@home1.net>;tag=31415
To: <sip:user2_list1@home1.net>
Call-ID: b89rjhnedlrfjflslj40a222
CSeq: 123 SUBSCRIBE
Require: sec-agree
Proxy-Require: sec-agree
Security-Verify: ipsec-3gpp; q=0.1; alg=hmac-sha-1-96; spi-c=98765432; spi-s=87654321; port-
c=8642; port-s=7531
Event: presence
Supported: eventlist
Expires: 7200
Accept: application/pidf+xml, application/rlmi+xml, multipart/related
Contact: <sip:[5555::aaa:bbb:ccc:ddd]:1357;comp=sigcomp>
Content-Length: 0

```

**Request-URI:** SIP URI of the resource list representing the collection of public user identities whose events the subscriber subscribes to.

**Event:** This field is populated with the value 'presence' to specify the use of the presence package.

**Accept:** This field is populated with the value 'application/pidf+xml', 'application/rlmi+xml' and 'multipart/related' indicating that the UE supports the eventlist extension additionally to PIDF.

**Supported:** This field is populated with the value 'eventlist' to specify the support for the eventlist extension.

**To:** Same as the Request-URI.

## 2. SUBSCRIBE request (P-CSCF to S-CSCF) – see example in table A.3.3.2-2

The P-CSCF looks up the serving network information for the public user identity that was stored during the registration procedure. The SUBSCRIBE request is forwarded to S-CSCF#1. A Route header is inserted into SUBSCRIBE request. The information for the Route header is taken from the service route determined during registration.

**Table A.3.3.2-2: SUBSCRIBE request (P-CSCF to S-CSCF)**

```

SUBSCRIBE sip:user2_list1@home2.net SIP/2.0
Via: SIP/2.0/UDP pcscf1.visited1.net;branch=z9hG4bK120f34.1, SIP/2.0/UDP
[5555::aaa:bbb:ccc:ddd]:1357;comp=sigcomp;branch=z9hG4bKehuefdam
P-Access-Network-Info:
Route: <sip:orig@scscf1.home1.net;lr>
Max-Forwards: 69
P-Asserted-Identity: <sip:user1_public1@home1.net>
P-Charging-Vector: icid-value="AyretyU0dm+602IrT5tAFrbHLso=023551024"
Privacy:
Record-Route: <sip:pcscf1.visited1.net;lr>
Route: <sip:scscf1.home1.net;lr>
From:
To:
Call-ID:
CSeq:
Event:
Supported:
Expires:
Accept:
Contact:
Content-Length:

```

## 3. Evaluation of initial filter criteria

S-CSCF#1 validates the service profile of this subscriber and evaluates the initial filter criteria. For this example, assume no application server involvement.

#### 4. SUBSCRIBE request (S-CSCF to I-CSCF) – see example in table A.3.3.2-4

S-CSCF#1 performs an analysis of the destination address. As the destination address points to a resource that is in a different network as the S-CSCF, the S-CSCF sends the request to the I-CSCF of home2.net.

**Table A.3.3.2-4: SUBSCRIBE request (S-CSCF to I-CSCF)**

```
SUBSCRIBE sip:user2_list1@home2.net SIP/2.0
Via: SIP/2.0/UDP scscf1.home1.net;branch=z9hG4bK344a65.1, SIP/2.0/UDP
    pcscf1.visited1.net;branch=z9hG4bK120f34.1, SIP/2.0/UDP
    [5555::aaa:bbb:ccc:ddd]:1357;comp=sigcomp;branch=z9hG4bKehuefdam
Max-Forwards: 68
P-Asserted-Identity: <sip:user1_public1@home1.net>, <tel:+1-212-555-1111>
P-Charging-Vector: icid-value="AyretyU0dm+602IrT5tAFrbHLso=023551024"; orig-ioi=home1.net
P-Charging-Function-Addresses: ccf=[5555::b99:c88:d77:e66]; ccf=[5555::a55:b44:c33:d22];
    ecf=[5555::1ff:2ee:3dd:4ee]; ecf=[5555::6aa:7bb:8cc:9dd]
Privacy:
Record-Route: <orig@sip:scscf1.home1.net;lr>, <sip:pcscf1.visited1.net;lr>
From:
To:
Call-ID:
CSeq:
Event:
Supported:
Expires:
Accept:
Contact:
Content-Length:
```

#### 5. PSI location query

The I-CSCF sends a query to the HSS to find the RLS where sip:user2\_list1@home2.net is hosted. The HSS responds with the address of the RLS.

**Editor's Note:** More detailed information is needed here, similar to the Cx interface information given in 24.228.

#### 6. SUBSCRIBE request (I-CSCF to RLS) – see example in table A.3.3.2-6

The I-CSCF forwards the SUBSCRIBE request to the RLS.

**Table A.3.3.2-6: SUBSCRIBE request (I-CSCF to S-CSCF)**

```
SUBSCRIBE sip:user2_list1@home2.net SIP/2.0
Via: SIP/2.0/UDP icscf2_s.home2.net;branch=z9hG4bK871y12.1, SIP/2.0/UDP
    scscf1.home1.net;branch=z9hG4bK344a65.1, SIP/2.0/UDP
    pcscf1.visited1.net;branch=z9hG4bK120f34.1, SIP/2.0/UDP
    [5555::aaa:bbb:ccc:ddd]:1357;comp=sigcomp;branch=z9hG4bKehuefdam
Max-Forwards: 67
P-Asserted-Identity:
P-Charging-Vector:
Privacy:
Record-Route:
Route: <sip:rls.home2.net;lr>
From:
To:
Call-ID:
CSeq:
Event:
Supported:
Expires:
Accept:
Contact:
Content-Length:
```

#### 7. Authorisation of watcher

The RLS performs the necessary authorisation checks on the originator to ensure that he/she is authorized to use the resource list. In this example this condition has been met, so the PS sends a 200 (OK) response to the S-CSCF. If the previous condition failed, then a 403 (Forbidden) response would be sent to the S-CSCF.

#### 8. 200 (OK) response (RLS to I-CSCF) - see example in table A.3.3.2-8

The RLS sends the response to the S-CSCF.

**Table A.3.3.2-8: 200 (OK) response (RLS to I-CSCF)**

```
SIP/2.0 200 OK
Via: SIP/2.0/UDP icscf2_s.home2.net;branch=z9hG4bK871y12.1, SIP/2.0/UDP
     scscf1.home1.net;branch=z9hG4bK344a65.1, SIP/2.0/UDP
     pcscf1.visited1.net;branch=z9hG4bK120f34.1, SIP/2.0/UDP
     [5555::aaa:bbb:ccc:ddd]:1357;comp=sigcomp;branch=z9hG4bKehuefdam
P-Charging-Vector: icid-value="AyretyU0dm+602IrT5tAFrbHLso=023551024"; orig-ioi=home1.net;
     term-ioi=home2.net
P-Charging-Function-Addresses: ccf=[5555::b99:c88:d77:e66]; ccf=[5555::a55:b44:c33:d22];
     ecf=[5555::1ff:2ee:3dd:4ee]; ecf=[5555::6aa:7bb:8cc:9dd]
Record-Route:
From:
To: <sip:user2_list1@home2.net>;tag=151170
Call-ID:
CSeq:
Require: eventlist
Expires:
Contact: <sip:rls.home2.net>
Content-Length: 0
```

**P-Charging-Vector:** The RLS stores the originating Inter Operator Identifier (IOI) parameter and populates the identifier of its own network to the terminating Inter Operator Identifier (IOI) parameter of this header.

**P-Charging-Function-Addresses:** The RLS stores the P-Charging-Function-Addresses header field and passes this header to the I-CSCF.

#### 9. 200 (OK) response (I-CSCF to S-CSCF) - see example in table A.3.3.2-9

The I-CSCF forwards the response to the S-CSCF.

**Table A.3.3.2-9: 200 (OK) response (I-CSCF to S-CSCF)**

```
SIP/2.0 200 OK
Via: SIP/2.0/UDP scscf1.home1.net;branch=z9hG4bK344a65.1, SIP/2.0/UDP
     pcscf1.visited1.net;branch=z9hG4bK120f34.1, SIP/2.0/UDP
     [5555::aaa:bbb:ccc:ddd]:1357;comp=sigcomp;branch=z9hG4bKehuefdam
P-Charging-Vector:
Record-Route:
From:
To:
Call-ID:
CSeq:
Require:
Expires:
Contact:
Content-Length: 0
```

**P-Charging-Vector:** The RLS stores the header and passes this header to the S-CSCF.

#### 10. 200 (OK) response (S-CSCF to P-CSCF) - see example in table A.3.3.2-10

The S-CSCF forwards the response to the P-CSCF.

**Table A.3.3.2-10: 200 (OK) response (S-CSCF to P-CSCF)**

```
SIP/2.0 200 OK
Via: SIP/2.0/UDP pcscf1.visited1.net;branch=z9hG4bK120f34.1, SIP/2.0/UDP
    [5555::aaa:bbb:ccc:ddd]:1357;comp=sigcomp;branch=z9hG4bKehuefdam
P-Charging-Vector: icid-value="AyretyU0dm+602IrT5tAFrbHLso=023551024"
Record-Route:
From:
To:
Call-ID:
CSeq:
Require:
Expires:
Contact:
Content-Length:
```

**P-Charging-Vector:** The S-CSCF stores the terminating Inter Operator Identifier (IOI) parameter.

#### 11. 200 (OK) response (P-CSCF to UE) - see example in table A.3.3.2-11

The P-CSCF forwards the response to the watcher agent in the UE.

**Table A.3.3.2-11: 200 (OK) response (P-CSCF to UE)**

```
SIP/2.0 200 OK
Via: SIP/2.0/UDP [5555::aaa:bbb:ccc:ddd]:1357;comp=sigcomp;branch=z9hG4bKehuefdam
Record-Route: <sip:orig@scscf1.home1.net;lr>, <sip:pcscf1.home1.net:7531;lr;comp=sigcomp>
From:
To:
Call-ID:
CSeq:
Require:
Expires:
Contact:
Content-Length:
```

#### 12. NOTIFY request (RLS to S-CSCF) – see example in table A.3.3.2-12

The RLS generates a NOTIFY request including the RLMI document as a result of the SUBSCRIBE request.

**Table A.3.3.2-12: NOTIFY request (RLS to S-CSCF)**

```
NOTIFY sip:[5555::aaa:bbb:ccc:ddd]:1357;comp=sigcomp SIP/2.0
Via: SIP/2.0/UDP rls.home2.net;branch=z9hG4bK240f34.1
Max-Forwards: 70
P-Charging-Vector: icid-value="AyretyU0dm+602IrT5tAFrbHLso=123551024"; orig-ioi=home1.net
Route: <sip:scscf1.home1.net;lr>, <sip:pcscf1.visited1.net;lr>
From: <sip:user2_list1@home1.net>;tag=151170
To: <sip:user1_public1.home1.net>;tag=31415
Call-ID: b89rjhnedlrfjflslj40a222
CSeq: 89 NOTIFY
Subscription-State: active;expires=5000
Require: eventlist
Event: presence
Contact: <sip:rls.home1.net>
Content-Type: application/rlmi+xml;charset="UTF-8"
Content-Length: (...)

<?xml version="1.0" encoding="UTF-8"?>
  <list xmlns="urn:ietf:params:xml:ns:rli"
    uri="sip:user1_list1@home1.net" version="1" fullState="true">
    <resource uri="pres:user2_public1@home2.net" name="Kovacs Janos">
      <instance id="hqzsuxtfyq" state="active" cid="ZvSvkz@rls.home2.net"/>
    </resource>
    <resource uri="pres:user3_public1@home2.net" name="Szabo Bela">
      <instance id="aakdsjklsa" state="active" cid="HJjbsk@rls.home2.net"/>
    </resource>
  </list>
```

**P-Charging-Vector:** The RLS populates the icid parameter with a globally unique value and populates the identifier of its own network to the originating Inter Operator Identifier (IOI) parameter of this header.

### 13. NOTIFY request (S-CSCF to P-CSCF) – see example in table A.3.3.2-13

The S-CSCF#1 forwards the NOTIFY request to the P-CSCF.

**Table A.3.3.2-13: NOTIFY request (S-CSCF to P-CSCF)**

```
NOTIFY sip:[5555::aaa:bbb:ccc:ddd]:1357;comp=sigcomp SIP/2.0
Via: SIP/2.0/UDP scscf1.home1.net;branch=z9hG4bK332b23.1, SIP/2.0/UDP
    rls.home2.net;branch=z9hG4bK240f34.1
P-Charging-Vector: icid-value="AyretyU0dm+602IrT5tAFrbHLso=123551024"
P-Charging-Function-Addresses: ccf=[5555::b99:c88:d77:e66]; ccf=[5555::a55:b44:c33:d22];
    ecf=[5555::1ff:2ee:3dd:4ee]; ecf=[5555::6aa:7bb:8cc:9dd]
Max-Forwards: 69
Record-Route: <sip:scscf1.home1.net;lr>
Route: <sip:pcscf1.visited1.net;lr>
From:
To:
Call-ID:
CSeq:
Subscription-State:
Require:
Event:
Contact:
Content-Type:
Content-Length:

(...)
```

**P-Charging-Vector:** The S-CSCF stores the originating Inter Operator Identifier (IOI) parameter.

**P-Charging-Function-Addresses:** The RLS populates the P-Charging-Function-Addresses header field to be passed to the I-CSCF.

### 14. NOTIFY request (P-CSCF to UE) – see example in table A.3.3.2-14

The P-CSCF forwards the NOTIFY request to the watcher application in the UE.

**Table A.3.3.2-14: NOTIFY request (P-CSCF to UE)**

```
NOTIFY sip:[5555::aaa:bbb:ccc:ddd]:1357;comp=sigcomp SIP/2.0
Via: SIP/2.0/UDP pcscf1.visited1.net;branch=240f34.1, SIP/2.0/UDP
    scscf1.home1.net;branch=z9hG4bK332b23.1, SIP/2.0/UDP
    rls.home2.net;branch=z9hG4bK240f34.1
Max-Forwards: 68
Record-Route: <sip:scscf1.home1.net;lr>, <sip:pcscf1.home1.net:7531;lr;comp=sigcomp>
From:
To:
Call-ID:
CSeq:
Subscription-State:
Require:
Event: Contact:
Content-Type:
Content-Length:

(...)
```

### 15. 200 (OK) response (UE to P-CSCF) – see example in table A.3.3.2-15

The UE acknowledges the NOTIFY request with a 200 (OK) to the P-CSCF.

**Table A.3.3.2-15: 200 (OK) response (UE to P-CSCF)**

```
SIP/2.0 200 OK
Via: SIP/2.0/UDP pcscf1.visited1.net;branch=240f34.1, SIP/2.0/UDP
     scscf1.home1.net;branch=z9hG4bK332b23.1, SIP/2.0/UDP
     rls.home2.net;branch=z9hG4bK240f34.1
P-Access-Network-Info: 3GPP-UTRAN-TDD; utran-cell-id-3gpp=234151D0FCE11
From:
To:
Call-ID:
CSeq:
Content-Length: 0
```

**16. 200 (OK) response (P-CSCF to S-CSCF) – see example in table A.3.3.2-16**

The P-CSCF forwards the 200 (OK) response to the S-CSCF#1.

**Table A.3.3.2-16: 200 (OK) response (P-CSCF to S-CSCF)**

```
SIP/2.0 200 OK
Via: SIP/2.0/UDP scscf1.home1.net;branch=z9hG4bK332b23.1, SIP/2.0/UDP
     rls.home2.net;branch=z9hG4bK240f34.1
P-Access-Network-Info:
P-Charging-Vector: icid-value="AyretyU0dm+602IrT5tAFrbHLso=123551024"
From:
To:
Call-ID:
CSeq:
Content-Length:
```

**17. 200 (OK) response (S-CSCF to RLS) – see example in table A.3.3.2-17**

The S-CSCF#1 forwards the response to the RLS in the home network of the UE.

**Table A.3.3.2-17: 200 (OK) response (S-CSCF to RLS)**

```
SIP/2.0 200 OK
Via: SP/2.0/UDP rls.home2.net;branch=z9hG4bK240f34.1
P-Charging-Vector: icid-value="AyretyU0dm+602IrT5tAFrbHLso=123551024"; orig-ioi=home1.net:
     term-ioi=home1.net
From:
To:
Call-ID:
CSeq:
Content-Length:
```

**P-Charging-Vector:** The S-CSCF inserts the originating Inter Operator Identifier (IOI) parameter received and populates the identifier of its own network to the terminating Inter Operator Identifier (IOI) parameter of this header.

**18. Subscriptions and notifications on presence event package**

After the RLS generated a 200 (OK) response to the SUBSCRIBE request from the UE, it generates the necessary SUBSCRIBE requests to the presentities present in the resource list as described in subclause A.3.4.1. As soon as it receives NOTIFY request(s) about a state change in one or more presentities, it generates a NOTIFY request.

**19. NOTIFY request (RLS to S-CSCF) – see example in table A.3.3.2-19**

The RLS copies the body of the incoming NOTIFY request(s) into the body of the outgoing NOTIFY request using MIME type multipart/related. Further notification sent by the RLS contain may contain either the full or the partial set of presence information (only the presence information that has changed since the last notification) as described in draft-ietf-simple-event-list-04 [22].

In this example it is assumed that the RLS receives two NOTIFY requests from presentities sip:user2\_public1@home2.net and sip:user3\_public1@home3.net before generating the NOTIFY request in A.3.3.2-23 to the UE.



Table A.3.3.2-19: NOTIFY request (RLS to S-CSCF)

```

NOTIFY sip:[5555::aaa:bbb:ccc:ddd]:1357;comp=sigcomp SIP/2.0
Via: SIP/2.0/UDP rls.home2.net;branch=z9hG4bK240f34.1
Max-Forwards: 70
P-Charging-Vector: icid-value="AyretyU0dm+602IrT5tAFrbHLso=223551024"; orig-ioi=home1.net
Route: <sip:scscf1.home1.net;lr>, <sip:pcscf1.visited1.net;lr>
From: <sip:user2_list1@home1.net>;tag=151170
To: <sip:user1_public1.home1.net>;tag=31415
Call-ID: b89rjhnedlrfjflslj40a222
CSeq: 89 NOTIFY
Subscription-State: active;expires=5000
Require: eventlist
Event: presence
Contact: <sip:rls.home2.net>
Content-Type: multipart/related;type="application/rlmi+xml";
    start="<nXYxAE@rls.home2.net>";boundary="50UBfW7LSCVltggUPe5z"
Content-Length: (...)

--50UBfW7LSCVltggUPe5z
Content-Transfer-Encoding: binary
Content-ID: <nXYxAE@rls.home2.net>
Content-Type: application/rlmi+xml;charset="UTF-8"

<?xml version="1.0" encoding="UTF-8"?>
  <list xmlns="urn:ietf:params:xml:ns:rli"
    uri="sip:user1_list1@home1.net" version="1" fullState="true">
    <resource uri="pres:user2_public1@home2.net" name="Kovacs Janos">
      <instance id="hqzsuxtfyq" state="active" cid="ZvSvkz@rls.home2.net"/>
    </resource>
    <resource uri="pres:user3_public1@home3.net" name="Szabo Bela">
      <instance id="aakdsjklsa" state="active" cid="HJjbssk@rls.home2.net"/>
    </resource>
  </list>

--50UBfW7LSCVltggUPe5z
Content-Transfer-Encoding: binary
Content-ID: <ZvSvkz@rls.home2.net>
Content-Type: application/pidf+xml;charset="UTF-8"

<?xml version="1.0" encoding="UTF-8"?>
  <presence xmlns="urn:ietf:params:xml:ns:pidf"
    xmlns:es="urn:ietf:params:xml:ns:pidf:status:rp-id-status"
    xmlns:et="urn:ietf:params:xml:ns:pidf:rp-id-tuple"
    xmlns:pcp="urn:ietf:params:xml:ns:simple-prescaps-ext"
    xmlns:ci="urn:ietf:params:xml:ns:pidf:cid"
    entity="pres:user2_public1@home2.net">

    <tuple id="a8098a.672364762364">
      <status>
        <basic>open</basic>
        <es:activity>meeting</es:activity>
        <es:placetype until="2003-08-27T17:30:00Z">office</es:placetype>
        <es:privacy>private</es:privacy>
        <es:idle since="2003-08-27T10:43:00Z"/>
        <pcp:prescaps>
          <pcp:video negated="false"></pcp:video>
          <pcp:mobility>mobile</pcp:mobility>
          <pcp:audio negated="true"></pcp:audio>
        </pcp:prescaps>
      </status>
      <et:class>sip</et:class>
      <et:contact-type>service</et:contact-type>
      <contact priority="0.8">sip:user2_public1@home2.net</contact>
      <note xml:lang="en">Don't Disturb Please!</note>
      <note xml:lang="fr">Ne derangez pas, s'il vous plait</note>
      <timestamp>2003-08-27T11:49:29Z</timestamp>
    </tuple>

    <tuple id="sfdds74.78">
      <status>
        <basic>open</basic>
      </status>
      <et:class>presentity</et:class>
      <et:contact-type>presentity</et:contact-type>
      <note xml:lang="en">I'm in a boring meeting</note>
      <note xml:lang="en">I'll be in Tokyo next week</note>
      <ci:homepage>http://example.com/~user2</ci:homepage>
    </tuple>

```

```

    <ci:icon>http://example.com/~user2/icon.gif</ci:icon>
    <ci:card>http://example.com/~user2/card.vcd</ci:card>
    <timestamp>2004-10-10T12:00:30Z</timestamp>
  </tuple>

  <tuple id="jklhgf9788934774.78">
    <status>
      <basic>open</basic>
    </status>
    <et:class>assistant</et:class>
    <et:contact-type>presentity</et:contact-type>
    <et:relationship>assistant</et:relationship>
    <contact priority="1.0">tel:+1-212-555-2222</contact>
    <note xml:lang="en">She's my secretary</note>
    <timestamp>2003-08-27T11:49:29Z</timestamp>
  </tuple>

</presence>

--50UBfW7LSCVltggUPe5z
Content-Transfer-Encoding: binary
Content-ID: <ZvSvkz@pres.example.com>
Content-Type: application/pidf+xml;charset="UTF-8"

<?xml version="1.0" encoding="UTF-8"?>
  <presence xmlns="urn:ietf:params:xml:ns:pidf"
    xmlns:es="urn:ietf:params:xml:ns:pidf:status:rp-id-status"
    xmlns:et="urn:ietf:params:xml:ns:pidf:rp-id-tuple"
    xmlns:pcp="urn:ietf:params:xml:ns:simple-prescaps-ext"
    xmlns:ci="urn:ietf:params:xml:ns:pidf:cipid"
    entity="pres:user3_public1@home3.net">

    <tuple id="h7833hjdk.dsajfjdsaf">
      <status>
        <basic>closed</basic>
        <es:activity>vacation</es:activity>
        <es:placetype until="2003-09-10T17:30:00Z">ship</es:placetype>
        <es:privacy>private</es:privacy>
        <es:idle since="2003-06-27T10:43:00Z"/>
        <pcp:prescaps>
          <pcp:video negated="false"></pcp:video>
          <pcp:mobility>mobile</pcp:mobility>
          <pcp:audio negated="true"></pcp:audio>
        </pcp:prescaps>
      </status>
      <et:class>sip</et:class>
      <et:content-type>service</et:content-type>
      <contact priority="0.8">sip:user3_public1@home3.net</contact>
      <note xml:lang="en">Don't Disturb Please!</note>
      <note xml:lang="hu">Senki se merjen zavarni!</note>
      <timestamp>2003-08-27T11:48:59Z</timestamp>
    </tuple>

    <tuple id="sfdds74.78">
      <status>
        <basic>open</basic>
      </status>
      <et:class>presentity</et:class>
      <et:contact-type>presentity</et:contact-type>
      <note xml:lang="en">I'm on vacation</note>
      <ci:homepage>http://example.com/~user3</ci:homepage>
      <ci:icon>http://example.com/~user3/icon.gif</ci:icon>
      <ci:card>http://example.com/~user3/card.vcd</ci:card>
      <timestamp>2004-10-10T12:00:30Z</timestamp>
    </tuple>

    <tuple id="sajdhdsahjh75vvc774.78">
      <status>
        <basic>open</basic>
      </status>
      <et:class>supervisor</et:class>
      <et:contact-type>presentity</et:contact-type>
      <et:relationship>supervisor</et:relationship>
      <contact priority="1.0">tel:+1-858-204-9141</contact>
      <note xml:lang="en">He's my supervisor</note>
      <timestamp>2003-08-27T11:48:59Z</timestamp>
    </tuple>
  </presence>

```

```
</presence>
--50UBfW7LSCVltggUPe5z--
```

**P-Charging-Vector:** The RLS populates the icid parameter with a globally unique value and populates the identifier of its own network to the originating Inter Operator Identifier (IOI) parameter of this header.

**Content-Type:** Set to the value of the Accept: header received in the SUBSCRIBE request.

The message body in the NOTIFY request that carries the presence information of the presentity is formed as indicated in draft-ietf-simple-event-list-04 [22], draft-ietf-simple-rpid-03 [26], draft-ietf-simple-cipid-01 [32] and draft-ietf-simple-prescaps-ext-00 [25].

#### 20. NOTIFY request (S-CSCF to P-CSCF) – see example in table A.3.3.2-20

The S-CSCF#1 forwards the NOTIFY request to the P-CSCF.

**Table A.3.3.2-20: NOTIFY request (S-CSCF to P-CSCF)**

```
NOTIFY sip:[5555::aaa:bbb:ccc:ddd]:1357;comp=sigcomp SIP/2.0
Via: SIP/2.0/UDP scscf1.home1.net;branch=z9hG4bK332b23.1, SIP/2.0/UDP
    rls.home2.net;branch=z9hG4bK240f34.1
Max-Forwards: 69
P-Charging-Vector: icid-value="AyretyU0dm+602IrT5tAFrbHLso=223551024"
P-Charging-Function-Addresses: ccf=[5555::b99:c88:d77:e66]; ccf=[5555::a55:b44:c33:d22];
    ecf=[5555::1ff:2ee:3dd:4ee]; ecf=[5555::6aa:7bb:8cc:9dd]
Route: <sip:pcscf1.visited1.net;lr>
Record-Route: <sip:scscf1.home1.net;lr>
From:
To:
Call-ID:
CSeq:
Subscription-State:
Require:
Event:
Contact:
Content-Type:
Content-Length:

(...)
```

**P-Charging-Vector:** The S-CSCF stores the terminating Inter Operator Identifier (IOI) parameter received.

**P-Charging-Function-Addresses:** The S-CSCF populates the P-Charging-Function-Addresses header field to be passed to the P-CSCF.

#### 21. NOTIFY request (P-CSCF to UE) – see example in table A.3.3.2-21

The P-CSCF forwards the NOTIFY request to the watcher application in the UE.

**Table A.3.3.2-21: NOTIFY request (P-CSCF to UE)**

```

NOTIFY sip:[5555::aaa:bbb:ccc:ddd]:1357;comp=sigcomp SIP/2.0
Via: SIP/2.0/UDP pcscf1.visited1.net;branch=240f34.1, SIP/2.0/UDP
    scscf1.home1.net;branch=z9hG4bK332b23.1SIP/2.0/UDP rls.home2.net;branch=z9hG4bK240f34.1
Max-Forwards: 68
Record-Route: <sip:scscf1.home1.net;lr>, <sip:pcscf1.home1.net:7531;lr;comp=sigcomp>
From:
To:
Call-ID:
CSeq:
Subscription-State:
Require:
Event:
Contact:
Content-Type:
Content-Length:

(...)

```

**22. 200 (OK) response (UE to P-CSCF) – see example in table A.3.3.2-22**

The UE acknowledges the NOTIFY request with a 200 (OK) to the P-CSCF.

**Table A.3.3.2-22: 200 (OK) response (UE to P-CSCF)**

```

SIP/2.0 200 OK
Via: SIP/2.0/UDP pcscf1.visited1.net;branch=240f34.1, SIP/2.0/UDP
    scscf1.home1.net;branch=z9hG4bK332b23.1SIP/2.0/UDP rls.home2.net;branch=z9hG4bK240f34.1
P-Access-Network-Info: 3GPP-UTRAN-TDD; utran-cell-id-3gpp=234151D0FCE11
From:
To:
Call-ID:
CSeq:
Content-Length: 0

```

**23. 200 (OK) response (P-CSCF to S-CSCF) – see example in table A.3.3.2-23**

The P-CSCF forwards the 200 (OK) response to the S-CSCF#1.

**Table A.3.3.2-23: 200 (OK) response (P-CSCF to S-CSCF)**

```

SIP/2.0 200 OK
Via: SIP/2.0/UDP scscf1.home1.net;branch=z9hG4bK332b23.1, SIP/2.0/UDP
    rls.home2.net;branch=z9hG4bK240f34.1
P-Charging-Vector: icid-value="AyretyU0dm+6O2IrT5tAFrbHLso=223551024", orig-ioi=hom1.net,
    term-ioi=visited1.net
P-Access-Network-Info:
From:
To:
Call-ID:
CSeq:
Content-Length:

```

**24. 200 (OK) response (S-CSCF to RLS) – see example in table A.3.3.2-24**

The S-CSCF#2 forwards the response to the RLS in the home network of the UE.

Table A.3.3.2-24: 200 (OK) response (S-CSCF to RLS)

```

SIP/2.0 200 OK
Via: SIP/2.0/UDP rls.home2.net;branch=z9hG4bK240f34.1
P-Charging-Vector: icid-value="AyretyU0dm+602IrT5tAFrbHLso=223551024", orig-ioi=homl.net;
term-ioi=home1.net
From:
To:
Call-ID:
CSeq:
Content-Length:
    
```

**P-Charging-Vector:** The S-CSCF inserts the originating Inter Operator Identifier (IOI) parameter received and populates the identifier of its own network to the originating Inter Operator Identifier (IOI) parameter of this header.

### A.3.4 RLS subscribing to presentities in different network

#### A.3.4.1 Successful subscription

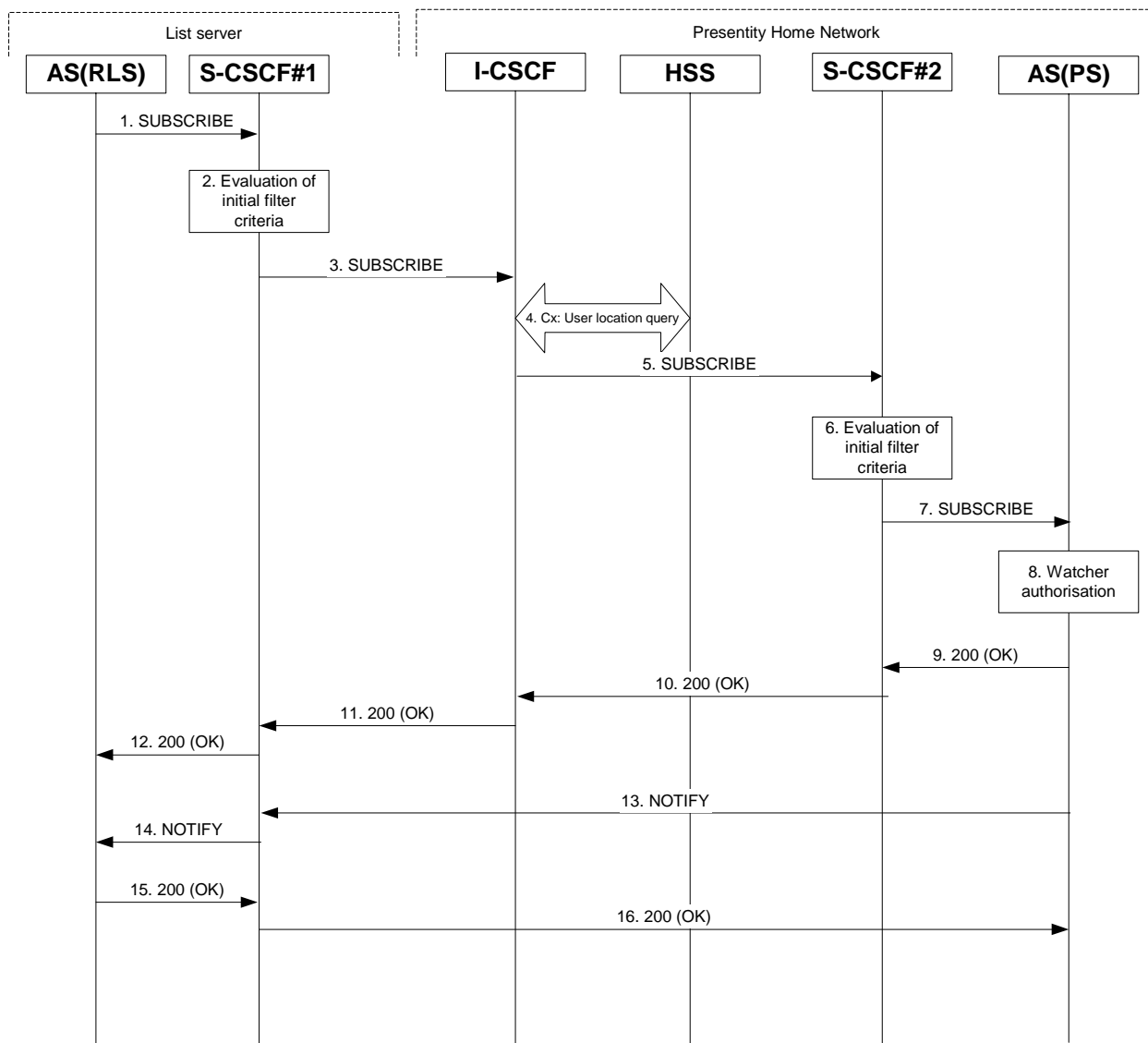


Figure A.3.4.1-1 RLS subscribing to presentities in different network

Figure A.3.4.1-1 shows the RLS subscribing to presence event notification about a presentity. The presentity is in a different IM CN subsystem. The details of the signalling flows as follows:

### 1. SUBSCRIBE request (RLS to S-CSCF) – see example in table A.3.4.1-1

The RLS resolves the watcher's resource address (the address is received according to subclause A.3.3) and subscribes to presence event notification at all the presentities that are represented by the resource list SIP URI. The home network of these presentities can be different or in the same network, as the RLS. In this example only a single subscription is shown where the home network of the presentity is another network. Subscriptions to other presentities follow a similar procedure. To initiate a subscription, the RLS generates a SUBSCRIBE request containing the 'presence' event that it wishes to be notified of, together with an indication of the length of time this periodic subscription should last. The RLS sends the SUBSCRIBE request to the S-CSCF of 'sip:user1\_public1@home1.net' (S-CSCF#1). The address of S-CSCF#1 is either remembered from previous transactions (when 'sip:user1\_public1@home1.net' has subscribed for the resource list) or queried by the RLS using the Sh interface.

**Table A.3.4.1-1 SUBSCRIBE request (RLS to S-CSCF)**

```

SUBSCRIBE sip:user2_public1@home2.net SIP/2.0
Via: SIP/2.0/UDP rls.home1.net;branch=z9hG4bKehuefdam
Max-Forwards: 70
Route: <sip:scscf1.home1.net;lr>
P-Asserted-Identity: <sip:user1_public1@home1.net>
P-Charging-Vector: icid-value="AyretyU0dm+602IrT5tAFrbHLso=323551024"; orig-ioi=home1.net
P-Charging-Function-Addresses: ccf=[5555::b99:c88:d77:e66]; ccf=[5555::a55:b44:c33:d22];
    ecf=[5555::1ff:2ee:3dd:4ee]; ecf=[5555::6aa:7bb:8cc:9dd]
From: <sip:user1_public1@home1.net>;tag=31415
To: <sip:user2_public1@home2.net>
Call-ID: q987a9a87g087abgf7qyg7ag
CSeq: 123 SUBSCRIBE
Event: presence
Expires: 7200
Accept: application/pidf+xml
Contact: <sip:rls.home1.net>
Content-Length: 0

```

**Request-URI:** Public user identity whose events the RLS subscribes to.

**P-Charging-Vector:** The RLS populates the icid parameter with a new globally unique value and populates the originating Inter Operator Identifier (IOI) parameter with the identifier of its own network of RLS.

**P-Charging-Function-Addresses:** The RLS populates the P-Charging-Function-Addresses header field to be passed to the S-CSCF.

**To:** Same as the Request-URI.

**Event:** This field is populated with the value 'presence' to specify the use of the presence package.

**Accept:** This field is populated with the value 'application/pidf+xml'.

### 2. Evaluation of initial filter criteria

S-CSCF#1 validates the service profile of this subscriber and evaluates the initial filter criteria. For this example, assume no application server involvement.

### 3. SUBSCRIBE request (S-CSCF to I-CSCF) – see example in table A.3.4.1-3

S-CSCF#1 performs an analysis of the destination address, and determines the network operator to whom the destination subscriber belongs. S-CSCF#1 forwards the request to the I-CSCF.

**Table A.3.4.1-3 SUBSCRIBE request (S-CSCF to I-CSCF)**

```

SUBSCRIBE sip:user2_public1@home2.net SIP/2.0
Via: SIP/2.0/UDP scscf1.home1.net;branch=z9hG4bKehuehjt, SIP/2.0/UDP
    rls.home1.net;branch=z9hG4bKehuefdam
Max-Forwards: 69
Record-Route: <sip:orig@scscf1.home1.net;lr>
P-Asserted-Identity:
P-Charging-Vector:
From:
To:
Call-ID:
CSeq:
Event:
Expires:
Accept:
Contact:
Content-Length:
    
```

**P-Charging-Vector:** The S-CSCF stores the originating Inter Operator Identifier (IOI) parameter received.

**4. Cx: User Location Query procedure**

The I-CSCF sends a query to the HSS to find out the S-CSCF of the presentity. The HSS responds with the address of the current S-CSCF for the presentity.

For detailed message flows see 3GPP TS 29.228 [10].

Table A.3.4.1-4a provides the parameters in the SIP SUBSCRIBE request (flow 3), which are sent to the HSS.

**Table A.3.4.1-4a: Cx: User registration status query procedure (I-CSCF to HSS)**

Message source & destination	Cx: Information element name	Information source in SIP SUBSCRIBE	Description
I-CSCF to HSS	User Public Identity	Request-URI	This information element indicates the public user identity

Table A.3.4.1-4b provides the parameters sent from the HSS that need to be mapped to SIP SUBSCRIBE request (flow 5) and sent to the S-CSCF.

**Table A.3.4.1-4b: Cx: User registration status query procedure (HSS to I-CSCF)**

Message source & destination	Cx: Information element name	Mapping to SIP header in SIP SUBSCRIBE	Description
HSS to I-CSCF	S-CSCF name	Route header field	This information indicates the serving CSCF's name of that user

**5. SUBSCRIBE request (I-CSCF to S-CSCF) – see example in table A.3.4.1-5**

The I-CSCF forwards the SUBSCRIBE request to the S-CSCF#2 that will handle the termination.

**Table A.3.4.1-5: SUBSCRIBE request (I-CSCF to S-CSCF)**

```

SUBSCRIBE sip:user2_public1@home2.net SIP/2.0
Via: SIP/2.0/UDP icscf2_s.home2.net;branch=z9hG4bKj5hgrt2o, SIP/2.0/UDP
    scscf1.home1.net;branch=z9hG4bKehuehjgt, SIP/2.0/UDP
    rls.home1.net;branch=z9hG4bKehuefdam
Max-Forwards: 68
P-Asserted-Identity:
P-Charging-Vector: icid-value="AyretyU0dm+602IrT5tAFrbHLso=323551024"; orig-ioi=home1.net;
Route: <sip:scscf2.home2.net;lr>
Record-Route:
From:
To:
Call-ID:
CSeq:
Event:
Expires:
Accept:
Contact:
Content-Length:

```

**6. Evaluation of initial filter criteria**

S-CSCF#2 validates the service profile of this subscriber and evaluates the initial filter criteria. For sip:user2\_public1@home2.net the S-CSCF has Termination initial Filter Criteria with Service Points of Interest of Method = SUBSCRIBE AND Event = 'presence' and action = 'create Record-Route entry: no' that informs the S-CSCF to route the SUBSCRIBE request to the Application Server ps.home2.net and do not create a Record-Route entry for the request.

**7. SUBSCRIBE request (S-CSCF to PS) – see example in table A.3.4.1-7**

The S-CSCF#2 forwards the SUBSCRIBE request to the PS.

**Table A.3.4.1-7 SUBSCRIBE request (S-CSCF to PS)**

```

SUBSCRIBE sip:user2_public1@home2.net SIP/2.0
Via: SIP/2.0/UDP scscf2.home2.net;branch=z9hG4bK344a65.1, SIP/2.0/UDP
    icscf2_s.home2.net;branch=z9hG4bKj5hgrt2o, SIP/2.0/UDP
    scscf1.home1.net;branch=z9hG4bKehuehjgt, SIP/2.0/UDP
    rls.home1.net;branch=z9hG4bKehuefdam
Max-Forwards: 67
P-Asserted-Identity:
P-Charging-Vector:
P-Charging-Function-Addresses: ccf=[5555::b99:c88:d77:e66]; ccf=[5555::a55:b44:c33:d22];
    ecf=[5555::1ff:2ee:3dd:4ee]; ecf=[5555::6aa:7bb:8cc:9dd]
Route: <sip:ps.home2.net;lr>, <sip:scscf2.home2.net;lr>
Record-Route: <sip:orig@scscf1.home1.net;lr>
From:
To:
Call-ID:
CSeq:
Event:
Expires:
Accept:
Contact:
Content-Length:

```

**P-Charging-Vector:** The S-CSCF stores the originating Inter Operator Identifier (IOI) parameter received and populates the identifier of its own network to the originating Inter Operator Identifier (IOI) parameter of this header.

**P-Charging-Function-Addresses:** The S-CSCF populates the P-Charging-Function-Addresses header field to be passed to the PS.

**8. Authorisation of watcher**

The PS performs the necessary authorisation checks on the originator to ensure it is allowed to watch the presentity. In this example all privacy conditions are met, so the PS sends a 200 (OK) response to the S-CSCF.



In the case where the privacy/authorisation checks failed, then a necessary 2xx or 4xx response would be sent to the S-CSCF. The selection of the correct response code depends on the presentity's subscription authorisation policy document.

#### 9. 200 (OK) response (PS to S-CSCF) - see example in table A.3.4.1-9

The PS sends the response to S-CSCF#2.

**Table A.3.4.1-9: 200 (OK) response (PS to S-CSCF)**

```
SIP/2.0 200 OK
Via: SIP/2.0/UDP scscf2.home2.net;branch=z9hG4bK344a65.1, SIP/2.0/UDP
    icscf2_s.home2.net;branch=z9hG4bKj5hgrt2o, SIP/2.0/UDP
    scscf1.home1.net;branch=z9hG4bKehuehjgt, SIP/2.0/UDP
    rls.home1.net;branch=z9hG4bKehuefdam
P-Charging-Vector: icid-value="AyretyU0dm+602IrT5tAFrbHLso=323551024"; orig-
    ioi=home2.net;term-ioi=home2.net
P-Charging-Function-Addresses: ccf=[5555::b99:c88:d77:e66]; ccf=[5555::a55:b44:c33:d22];
    ecf=[5555::1ff:2ee:3dd:4ee]; ecf=[5555::6aa:7bb:8cc:9dd]
Record-Route:
From:
To: <sip:user2_public1@home2.net>;tag=151170
Call-ID:
CSeq:
Expires:
Contact: <sip:ps.home2.net;lr>
Content-Length: 0
```

**P-Charging-Vector:** The PS stores the originating Inter Operator Identifier (IOI) parameter received and populates the identifier of its own network to the terminating Inter Operator Identifier (IOI) parameter of this header.

**P-Charging-Function-Addresses:** The PS stores the P-Charging-Function-Addresses header field and passes this header to the S-CSCF.

#### 10. 200 (OK) response (S-CSCF to I-CSCF) - see example in table A.3.4.1-10

S-CSCF#2 forwards the response to the I-CSCF.

**Table A.3.4.1-10: 200 (OK) response (S-CSCF to I-CSCF)**

```
SIP/2.0 200 OK
Via: SIP/2.0/UDP icscf2_s.home2.net;branch=z9hG4bKj5hgrt2o, SIP/2.0/UDP
    scscf1.home1.net;branch=z9hG4bKehuehjgt, SIP/2.0/UDP
    rls.home1.net;branch=z9hG4bKehuefdam
P-Charging-Vector:
P-Charging-Function-Addresses:
Record-Route:
From:
To:
Call-ID:
CSeq:
Expires:
Contact:
Content-Length:
```

**P-Charging-Vector:** The S-CSCF stores the terminating Inter Operator Identifier (IOI) parameter received and populates the identifier of its own network to the terminating Inter Operator Identifier (IOI) parameter of this header.

**P-Charging-Function-Addresses:** The S-CSCF stores the P-Charging-Function-Addresses header field and passes this header to the I-CSCF.

#### 11. 200 (OK) response (I-CSCF to S-CSCF) - see example in table A.3.4.1-11

The I-CSCF forwards the response to S-CSCF#1.

**Table A.3.4.1-11: 200 (OK) response (I-CSCF to S-CSCF)**

```

SIP/2.0 200 OK
Via: SIP/2.0/UDP scscf1.home1.net;branch=z9hG4bKehuehjt, SIP/2.0/UDP
    rls.home1.net;branch=z9hG4bKehuefdam
P-Charging-Vector:
Record-Route:
From:
To:
Call-ID:
CSeq:
Expires:
Contact:
Content-Length:

```

**12. 200 (OK) response (S-CSCF to RLS) - see example in table A.3.4.1-12**

S-CSCF#1 forwards the response to the RLS.

**Table A.3.4.1-12: 200 (OK) response (S-CSCF to RLS)**

```

SIP/2.0 200 OK
Via: SIP/2.0/UDP rls.home1.net;branch=z9hG4bKehuefdam
P-Charging-Vector:
P-Charging-Function-Addresses: ccf=[5555::b99:c88:d77:e66]; ccf=[5555::a55:b44:c33:d22];
    ecf=[5555::1ff:2ee:3dd:4ee]; ecf=[5555::6aa:7bb:8cc:9dd]
Record-Route:
From:
To:
Call-ID:
CSeq:
Expires:
Contact:
Content-Length:

```

**P-Charging-Vector:** The S-CSCF stores the terminating Inter Operator Identifier (IOI) parameter received and populates the identifier of its own network to the terminating Inter Operator Identifier (IOI) parameter of this header.

**P-Charging-Function-Addresses:** The S-CSCF stores the P-Charging-Function-Addresses header field and passes this header to the RLS.

**13. NOTIFY request (PS to S-CSCF) - see example in table A.3.4.1-13**

As soon as the PS sends a 200 (OK) response to accept the subscription, it sends a NOTIFY request with the current state of the presentity's presence tuples that the watcher has subscribed and been authorised to. The NOTIFY request is sent to S-CSCF#1. Further notification sent by the PS may either contain the complete set of presence information, or only those presence tuples that have changed since the last notification.

Table A.3.4.1-13: NOTIFY request (PS to S-CSCF)

```

NOTIFY sip:rls.home1.net SIP/2.0
Via: SIP/2.0/UDP ps.home2.net;branch=z9hG4bK348923.1
Max-Forwards: 70
Route: <sip:scscf1.home1.net;lr>
P-Charging-Vector: icid-value="AyretyU0dm+602IrT5tAFrbHLso=423551024"; orig-ioi=home2.net
From: <sip:user1_public1@home2.net>;tag=151170
To: <sip:rls.home1.net>;tag=31415
Call-ID: q987a9a87g087abgf7qyg7ag
CSeq: 42 NOTIFY
Subscription-State:active;expires=7200
Event: presence
Contact: <sip:ps.home2.net>
Content-Type: application/pidf+xml
Content-Length: (...)

<?xml version="1.0" encoding="UTF-8"?>
  <presence xmlns="urn:ietf:params:xml:ns:pidf"
    xmlns:es="urn:ietf:params:xml:ns:pidf:status:rp-id-status"
    xmlns:et="urn:ietf:params:xml:ns:pidf:rp-id-tuple"
    xmlns:pcp="urn:ietf:params:xml:ns:simple-prescaps-ext"
    xmlns:ci="urn:ietf:params:xml:ns:pidf:cipid"
    entity="pres:user2_public1@home2.net" >

    <tuple id="a8098a.672364762364">
      <status>
        <basic>open</basic>
        <es:activity>meeting</es:activity>
        <es:placetype until="2003-08-27T17:30:00Z">office</es:placetype>
        <es:privacy>private</es:privacy>
        <es:idle since="2003-08-27T10:43:00Z"/>
        <pcp:prescaps>
          <pcp:video negated="false"></pcp:video>
          <pcp:mobility>mobile</pcp:mobility>
          <pcp:audio negated="true"></pcp:audio>
        </pcp:prescaps>
      </status>
      <et:class>sip</et:class>
      <et:contact-type>service</et:contact-type>
      <contact priority="0.8">im:user2_public1@home2.net</contact>
      <note xml:lang="en">Don't Disturb Please!</note>
      <note xml:lang="fr">Ne derangez pas, s'il vous plait</note>
      <timestamp>2003-08-27T11:49:29Z</timestamp>
    </tuple>

    <tuple id="sfdds74.78">
      <status>
        <basic>open</basic>
      </status>
      <et:class>presentity</et:class>
      <et:contact-type>presentity</et:contact-type>
      <note xml:lang="en">I'm in a boring meeting</note>
      <note xml:lang="en">I'll be in Tokyo next week</note>
      <ci:homepage>http://example.com/~user2</ci:homepage>
      <ci:icon>http://example.com/~user2/icon.gif</ci:icon>
      <ci:card>http://example.com/~user2/card.vcd</ci:card>
      <timestamp>2004-10-10T12:00:30Z</timestamp>
    </tuple>

    <tuple id="jklhgf9788934774.78">
      <status>
        <basic>open</basic>
      </status>
      <et:class>assistant</et:class>
      <et:contact-type>presentity</et:contact-type>
      <et:relationship>assistant</et:relationship>
      <contact priority="1.0">tel:+1-212-555-2222</contact>
      <note xml:lang="en">She's my secretary</note>
      <timestamp>2003-08-27T11:49:29Z</timestamp>
    </tuple>

  </presence>

```

**P-Charging-Vector:** The PS populates the icid parameter with a globally unique value and populates the identifier of its own network to the originating Inter Operator Identifier (IOI) parameter of this header.

**Content-Type:** Set to the value of the Accept header received in the SUBSCRIBE request or 'application/pidf+xml'.

The message body in the NOTIFY request that carries the subscriber's registration state is formed as indicated in draft-ietf-imp-pim-pidf-08 [21], draft-ietf-simple-rpid-03 [26], draft-ietf-simple-cipid-01 [32] and draft-ietf-simple-prescaps-ext-00 [25].

#### 14. NOTIFY request (S-CSCF to RLS) - see example in table A.3.4.1-14

The S-CSCF#1 forwards the NOTIFY request to the RLS.

**Table A.3.4.1-14: NOTIFY request (S-CSCF to RLS)**

```
NOTIFY sip:rls.home1.net SIP/2.0
Via: SIP/2.0/UDP scscf1.home1.net;branch=z9hG4bKehuehjgt, SIP/2.0/UDP
    ps.home2.net;branch=z9hG4bK348923.1
Max-Forwards: 69
P-Charging-Vector:
P-Charging-Function-Addresses: ccf=[5555::b99:c88:d77:e66]; ccf=[5555::a55:b44:c33:d22];
    ecf=[5555::1ff:2ee:3dd:4ee]; ecf=[5555::6aa:7bb:8cc:9dd]
Record-Route: <sip:scscf1.home1.net;lr>
From:
To:
Call-ID:
CSeq:
Subscription-State:
Event:
Contact:
Content-Type:
Content-Length:

(...)
```

**P-Charging-Vector:** The S-CSCF stores the originating Inter Operator Identifier (IOI) parameter and populates the identifier of its own network to the originating Inter Operator Identifier (IOI) parameter of this header.

**P-Charging-Function-Addresses:** The S-CSCF populates the P-Charging-Function-Addresses header field to be passed to the RLS.

#### 15. 200 (OK) response (RLS to S-CSCF) – see example in table A.3.4.1-15

The RLS generates a 200 (OK) response to the NOTIFY request.

**Table A.3.4.1-15: 200 (OK) response (RLS to S-CSCF)**

```
SIP/2.0 200 OK
Via:
P-Charging-Vector: icid-value="AyretyU0dm+602IrT5tAFrbHLso=423551024"; orig-
    ioi=home1.net;term-ioi=home1.net
From:
To:
Call-ID:
CSeq:
Content-Length: 0
```

**P-Charging-Vector:** The RLS stores the originating Inter Operator Identifier (IOI) parameter and populates the identifier of its own network to the terminating Inter Operator Identifier (IOI) parameter of this header.

#### 16. 200 (OK) response (S-CSCF to PS) – see example in table A.3.4.1-16

The S-CSCF#1 forwards the 200 (OK) response to the PS.

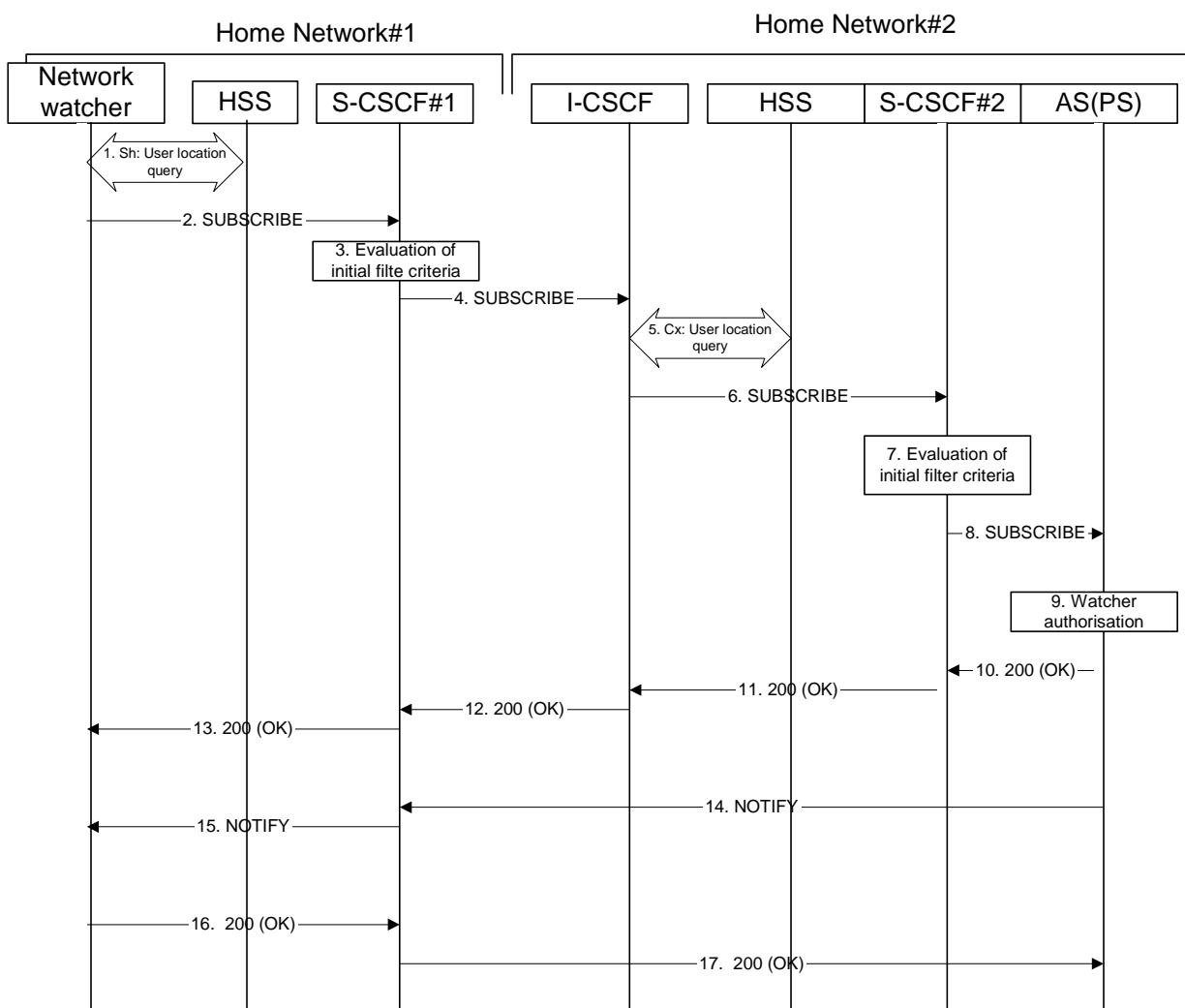
**Table A.3.4.1-16: 200 (OK) response (S-CSCF to PS)**

```

SIP/2.0 200 OK
P-Charging-Vector:
Via: SIP/2.0/UDP ps.home2.net;branch=z9hG4bK348923.1
From:
To:
Call-ID:
CSeq:
Content-Length: 0
    
```

**P-Charging-Vector:** The S-CSCF stores the terminating Inter Operator Identifier (IOI) parameter and populates the identifier of its own network to the terminating Inter Operator Identifier (IOI) parameter of this header.

### A.3.5 Network based watcher subscribing on behalf of IMS watcher to IMS presentities



**Figure A.3.5-1: Network based watcher subscribing on behalf of IMS watcher for presence information of IMS presentities**

Figure A.3.5-1 shows a trusted network based watcher subscribing on behalf of an IMS watcher to presence event notification about an IMS based presentity. The presentity is in a different IM CN subsystem than the network based watcher and the signalling flow assumes that the IMS watcher on whose behalf the network based watcher subscribes is registered to the IMS network. The details of the signalling flows are as follows:

### 1. Sh: User Location Query procedure

The network based watcher sends a query to the HSS to find out the S-CSCF of the user on whose behalf the subscription is initiated. The HSS responds with the address of the current S-CSCF for the originating subscriber.

### 2. SUBSCRIBE request (Network based watcher to S-CSCF) – see example in table A.3.5-2

The SUBSCRIBE request is constructed and forwarded to S-CSCF. The S-CSCF is inserted into the Route header of the SUBSCRIBE request.

**Table A.3.5-2: SUBSCRIBE request (network watcher to S-CSCF)**

```
SUBSCRIBE sip:user2_public1@home2.net SIP/2.0
Via: SIP/2.0/UDP watcher.home1.net;branch=z9hG4bK240f34.1
P-Access-Network-Info:
Max-Forwards: 69
P-Asserted-Identity: <sip:user1_public1@home1.net>
Privacy: none
Route: <sip:scscf1.home1.net;lr;orig>
From: <sip:user1_public1@home1.net>;tag=31415
To: <sip:user2_public1@home2.net>
Call-ID: b89rjhnedlrfjflslj40a222
CSeq: 61 SUBSCRIBE
Event: PRESENCE
Expires: 7200
Accept: application/pidf+xml;q=0.3, application/pidf-partial+xml;q=1
Contact: <sip:[5555::aaa:bbb:ccc:ddd]:1357;comp=sigcomp>
Content-Length: 0
```

**Request-URI:** Public user identity of the user to whose events the subscriber subscribes to.

**P-Asserted-Identity:** The network based watcher inserts the public user identity of the watcher on whose behalf the subscription is made into the P-Asserted-Identity header field..

**Route:** The Route header is populated with the address of the S-CSCF obtained from the response to the user location query performed by the network based watcher on the Sh interface.

**Event:** This field is populated with the value 'presence' to specify the use of the presence package.

**Contact:** The contact information of the network based watcher.

### 3. Evaluation of initial filter criteria

S-CSCF#1 validates the service profile of the subscriber identified in the P-Asserted-Identity header field and evaluates the initial filter criteria. For this example, assume no Application Server involvement.

### 4. SUBSCRIBE request (S-CSCF to I-CSCF) – see example in table A.3.5-4

S-CSCF#1 performs an analysis of the destination address, and determines the network operator to whom the destination subscriber belongs. Since the originating operator does not desire to keep their internal configuration hidden, S-CSCF#1 forwards the SUBSCRIBE request directly to the I-CSCF in the destination network.

**Table A.3.5-4: SUBSCRIBE (S-CSCF to I-CSCF)**

```
SUBSCRIBE sip:user2_public1@home2.net SIP/2.0
Via: SIP/2.0/UDP scscf1.home1.net;branch=z9hG4bK351g45.1, SIP/2.0/UDP
    network.home1.net;branch=z9hG4bK240f34.1,
Max-Forwards: 68
P-Asserted-Identity: <sip:user1_public1@home1.net>
Privacy:
Record-Route: <sip:scscf1.home1.net;lr>
From:
To:
Call-ID:
CSeq:
Event:
Expires:
Accept:
Contact:
Content-Length:
```

**5. Cx: User Location Query procedure**

The I-CSCF sends a query to the HSS to find out the S-CSCF of the called user. The HSS responds with the address of the current S-CSCF for the terminating subscriber.

For detailed message flows see 3GPP TS 29.228 [10].

Table A.3.5-5a provides the parameters in the SIP SUBSCRIBE request (flow 4), which are sent to the HSS.

**Table A.3.5-5a: Cx: User registration status query procedure (I-CSCF to HSS)**

Message source & destination	Cx: Information element name	Information source in SIP SUBSCRIBE	Description
I-CSCF to HSS	User Public Identity	Request-URI	This information element indicates the public user identity

Table A.3.5-5b provides the parameters sent from the HSS that need to be mapped to the SIP SUBSCRIBE request (flow 6) and sent to the S-CSCF.

**Table A.3.5-5b: Cx: User registration status query procedure (HSS to I-CSCF)**

Message source & destination	Cx: Information element name	Mapping to SIP header in SIP SUBSCRIBE	Description
HSS to I-CSCF	S-CSCF name	Route header field	This information indicates the serving CSCF's name of that user

**6. SUBSCRIBE request (I-CSCF to S-CSCF) – see example in table A.3.5-6**

The I-CSCF forwards the SUBSCRIBE request to the S-CSCF (S-CSCF#2) that will handle the termination.

**Table A.3.5-6: SUBSCRIBE request (I-CSCF to S-CSCF)**

```

SUBSCRIBE sip:user2_public1@home2.net SIP/2.0
Via: SIP/2.0/UDP icscf2_s.home2.net;branch=z9hG4bK871y12.1, SIP/2.0/UDP
     scscf1.home1.net;branch=z9hG4bK351g45.1, SIP/2.0/UDP
     network.home1.net;branch=z9hG4bK240f34.1
Max-Forwards: 67
P-Asserted-Identity:
Privacy:
Route: <sip:scscf2.home2.net;lr>
Record-Route:
From:
To:
Call-ID:
CSeq:
Event:
Expires:
Accept:
Contact:
Content-Length:

```

NOTE: The I-CSCF does not add itself to the Record-Route header, as it has no need to remain in the signalling path for the subsequent requests.

#### 7. Evaluation of initial filter criteria

S-CSCF#2 validates the service profile of this subscriber and evaluates the initial filter criteria. For sip:user2\_public1@home2.net S-CSCF#2 has termination initial filter criteria with service points of interest of Method = SUBSCRIBE and Event = 'presence' and action = 'create Record-Route entry: no' that informs the S-CSCF to route the SUBSCRIBE request to the Application Server ps.home2.net and not to create a Record-Route entry for the request.

#### 8. SUBSCRIBE request (S-CSCF to PS) – see example in table A.3.5-8

The S-CSCF forwards the SUBSCRIBE request to the PS.

**Table A.3.5-8: SUBSCRIBE request (S-CSCF to PS)**

```

SUBSCRIBE sip:user2_public1@home2.net SIP/2.0
Via: SIP/2.0/UDP scscf2.home2.net;branch=z9hG4bK764z87.1, SIP/2.0/UDP
     icscf2_s.home2.net;branch=z9hG4bK871y12.1, SIP/2.0/UDP
     scscf1.home1.net;branch=z9hG4bK351g45.1, SIP/2.0/UDP
     network.home1.net;branch=z9hG4bK240f34.1
Max-Forwards: 66
P-Asserted-Identity:
Privacy:
Route: <sip:ps.home2.net;lr>, <sip:scscf2.home2.net;lr>
Record-Route: <sip:scscf1.home1.net;lr>
From:
To:
Call-ID:
CSeq:
Event:
Expires:
Accept:
Contact:
Content-Length:

```

#### 9. Authorisation of watcher

The PS performs the necessary authorisation checks on the watcher whose behalf the subscription is being made to ensure it is allowed to watch the presentity. In this example all privacy conditions are met, so the PS sends a 200 (OK) response to the S-CSCF.

In the case where the privacy/authorisation checks failed, then a necessary 2xx or 4xx response would be sent to the S-CSCF. The selection of the correct response code depends on the presentity's authorisation policy document.

#### 10. 200 (OK) response (PS to S-CSCF) - see example in table A.3.5-10



The PS sends the response to S-CSCF#2.

**Table A.3.5-10: 200 (OK) response (PS to S-CSCF)**

```
SIP/2.0 200 OK
Via: SIP/2.0/UDP scscf2.home2.net;branch=z9hG4bK764z87.1, SIP/2.0/UDP
    icscf2_s.home2.net;branch=z9hG4bK871y12.1, SIP/2.0/UDP
    scscf1.home1.net;branch=z9hG4bK351g45.1, SIP/2.0/UDP
    network.home1.net;branch=z9hG4bK240f34.1
Record-Route:
From:
To: <sip:user2_public1@home2.net>;tag=151170
Call-ID:
CSeq:
Expires:
Contact: <sip:ps.home2.net>
Content-Length:
```

**11. 200 (OK) response (S-CSCF to I-CSCF) - see example in table A.3.5-11**

S-CSCF#2 forwards the response to I-CSCF#2.

**Table A.3.5-11: 200 (OK) response (S-CSCF to I-CSCF)**

```
SIP/2.0 200 OK
Via: SIP/2.0/UDP icscf2_s.home2.net;branch=z9hG4bK871y12.1, SIP/2.0/UDP
    scscf1.home1.net;branch=z9hG4bK351g45.1, SIP/2.0/UDP
    network.home1.net;branch=z9hG4bK240f34.1
Record-Route:
From:
To:
Call-ID:
CSeq:
Expires:
Contact:
Content-Length:
```

**12. 200 (OK) response (I-CSCF to S-CSCF) - see example in table A.3.5-12**

I-CSCF#2 forwards the response to S-CSCF#1.

**Table A.3.5-12: 200 (OK) response (I-CSCF to S-CSCF)**

```
SIP/2.0 200 OK
Via: SIP/2.0/UDP scscf1.home1.net;branch=z9hG4bK351g45.1, SIP/2.0/UDP
    network.home1.net;branch=z9hG4bK240f34.1
Record-Route:
From:
To:
Call-ID:
CSeq:
Expires:
Contact:
Content-Length:
```

**13. 200 (OK) response (S-CSCF to network watcher) - see example in table A.3.5-13**

S-CSCF#1 forwards the response to request originator.

**Table A.3.5-13: 200 (OK) response (S-CSCF to network watcher)**

```
SIP/2.0 200 OK
Via: SIP/2.0/UDP network.home1.net;branch=z9hG4bK240f34.1
Record-Route:
From:
To:
Call-ID:
CSeq:
Expires:
Contact:
Content-Length:
```

**14. NOTIFY request (PS to S-CSCF) - see example in table A.3.5-14**

As soon as the PS sends a 200 (OK) response to accept the subscription, it sends a NOTIFY request with the current state of the present entity's presence information that the watcher has subscribed and been authorised to. The NOTIFY request is sent to S-CSCF#1. Based on the Accept header field of the SUBSCRIBE request, the PS decides to use the 'application/pidf-partial+xml' content type in the NOTIFY request.

Table A.3.5-14: NOTIFY request (PS to S-CSCF)

```

NOTIFY sip: network.home1.net;branch=z9hG4bK240f34.1 SIP/2.0
Via: SIP/2.0/UDP ps.home2.net;branch=z9hG4bK348923.1
Max-Forwards: 70
Route: <sip:scscf1.home1.net;lr>
From: <sip:user2_public1@home2.net>;tag=151170
To: <sip:user1_public1@home1.net>;tag=31415
Call-ID: b89rjhnedlrfjflslj40a222
CSeq: 42 NOTIFY
Subscription-State: active; expires=7200
Event: presence
Contact: <sip:ps.home2.net>
Content-Type: application/pidf-partial+xml
Content-Length: (...)

<?xml version="1.0" encoding="UTF-8"?>
  <pidf-part:presence xmlns="urn:ietf:params:xml:ns:pidf-partial"
    xmlns:pidf-part="urn:ietf:params:xml:ns:pidf-partial"
    xmlns:es="urn:ietf:params:xml:ns:pidf:status:rp-id-status"
    xmlns:et="urn:ietf:params:xml:ns:pidf:rp-id-tuple"
    xmlns:pcp="urn:ietf:params:xml:ns:simple-prescaps-ext"
    xmlns:ci="urn:ietf:params:xml:ns:pidf:cipid"
    entity="pres:user2_public1@home2.net" pidf-part:version="1" pidf-
      part:state="full">

    <tuple id="a8098a.672364762364">
      <status>
        <basic>open</basic>
        <es:activity>meeting</es:activity>
        <es:placetype until="2003-08-27T17:30:00Z">office</es:placetype>
        <es:privacy>private</es:privacy>
        <es:idle since="2003-08-27T10:43:00Z"/>
        <pcp:prescaps>
          <pcp:video negated="false"></pcp:video>
          <pcp:mobility>mobile</pcp:mobility>
          <pcp:audio negated="true"></pcp:audio>
        </pcp:prescaps>
      </status>
      <et:class>sip</et:class>
      <et:contact-type>service</et:contact-type>
      <contact priority="0.8">sip:user2_public1@home2.net</contact>
      <note xml:lang="en">Don't Disturb Please!</note>
      <note xml:lang="fr">Ne derangez pas, s'il vous plait</note>
      <timestamp>2003-08-27T11:49:29Z</timestamp>
    </tuple>

    <tuple id="sfdds74.78">
      <status>
        <basic>open</basic>
      </status>
      <et:class>presentity</et:class>
      <et:contact-type>presentity</et:contact-type>
      <note xml:lang="en">I'm in a boring meeting</note>
      <note xml:lang="en">I'll be in Tokyo next week</note>
      <ci:homepage>http://example.com/~user2</ci:homepage>
      <ci:icon>http://example.com/~user2/icon.gif</ci:icon>
      <ci:card>http://example.com/~user2/card.vcd</ci:card>
      <timestamp>2004-10-10T12:00:30Z</timestamp>
    </tuple>

    <tuple id="jklhgf9788934774.78">
      <status>
        <basic>open</basic>
      </status>
      <et:class>assistant</et:class>
      <et:contact-type>presentity</et:contact-type>
      <et:relationship>assistant</et:relationship>
      <contact priority="1.0">tel:+1-212-555-2222</contact>
      <note xml:lang="en">She's my secretary</note>
      <timestamp>2003-08-27T11:49:29Z</timestamp>
    </tuple>

  </pidf-part:presence>

```

**From:** The tag of this field matches that of the To field in the received 200 (OK) response for the SUBSCRIBE request.

**Content-Type:** Set to the preferred value of the Accept header received in the SUBSCRIBE request.

The message body in the NOTIFY request that carries the presence information of the presentity is formed as indicated in draft-ietf-imp-pcidf-08 [21], draft-ietf-simple-rpid-03 [26], draft-ietf-simple-cipid-01 [32], draft-ietf-simple-prescaps-ext-00 [25] and draft-ietf-simple-partial-notify-01 [24] and draft-ietf-simple-partial-pidf-format-00 [38].

#### 15. NOTIFY request (S-CSCF to network watcher) - see example in table A.3.5-15

The S-CSCF#1 forwards the NOTIFY request to the network watcher

**Table A.3.5-15: NOTIFY request (S-CSCF to network watcher)**

```
NOTIFY sip: network.home1.net;branch=z9hG4bK240f34.1SIP/2.0
Via: SIP/2.0/UDP scscf1.home1.net;branch=z9hG4bK351g45.1, SIP/2.0/UDP
    ps.home2.net;branch=z9hG4bK348923.1
Max-Forwards: 69
Privacy:
Record-Route: <sip:scscf1.home1.net;lr>

From:
To:
Call-ID:
CSeq:
Subscription-State:
Event:
Contact:
Content-Type:
Content-Length:

(...)
```

#### 16. 200 (OK) response (network watcher to S-CSCF) – see example in table A.3.5-16

The network watcher forwards the 200 (OK) response to S-CSCF#1.

**Table A.3.5-16: 200 (OK) response (network watcher to S-CSCF)**

```
SIP/2.0 200 OK
Via: SIP/2.0/UDP scscf1.home1.net;branch=z9hG4bK351g45.1, SIP/2.0/UDP
    ps.home2.net;branch=z9hG4bK348923.1
P-Access-Network-Info:
From:
To:
Call-ID:
CSeq:
Content-Length:
```

#### 17. 200 (OK) response (S-CSCF to PS) – see example in table A.3.5-17

S-CSCF#2 forwards the 200 (OK) response to the PS.

**Table A.3.5-17: 200 (OK) response (S-CSCF to PS)**

```
SIP/2.0 200 OK
Via: SIP/2.0/UDP ps.home2.net;branch=z9hG4bK348923.1
From:
To:
Call-ID:
CSeq:
Content-Length:
```

A.3.6 Watcher subscribing to XCAP change, UE in visited network

A.3.6.1 Watcher subscribing to XCAP change in his resource list, UE in visited network - Successful subscription

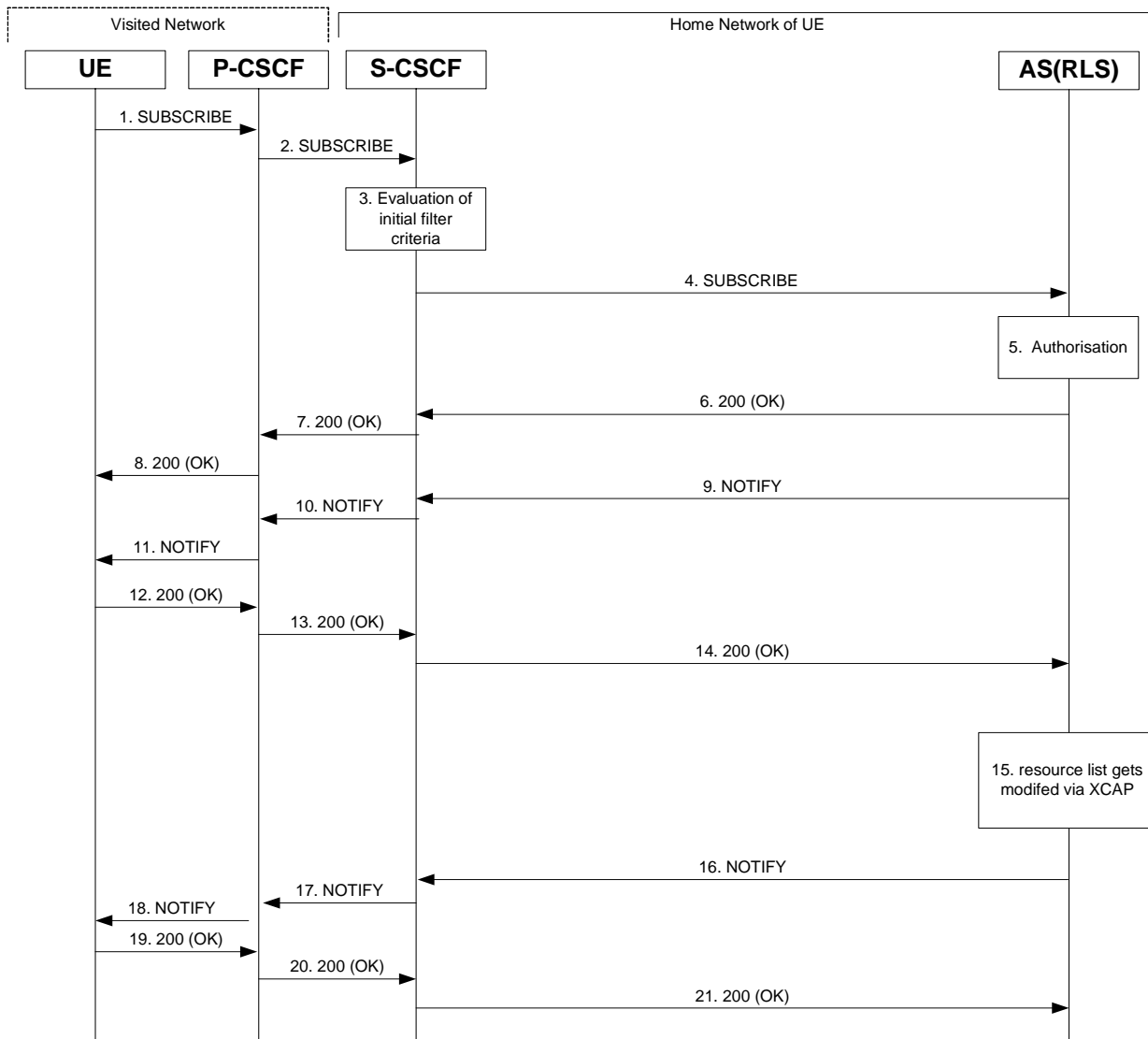


Figure A.3.6.1-1: Watcher subscribing to XCAP change in his resource list

Figure A.3.6.1-1 shows a watcher subscribing to XCAP change event notification. The details of the flows as follows:

1. SUBSCRIBE request (UE to P-CSCF) – see example in table A.3.6.1-1

A watcher agent in a UE wishes to get notification when his resource list gets modified via XCAP. In order to initiate a subscription to XCAP changes in RLS, the UE generates a SUBSCRIBE request indicating support for 'xcap-change', together with an indication of the length of time this periodic subscription should last.

**Table A.3.6.1-1: SUBSCRIBE request (UE to P-CSCF)**

```

SUBSCRIBE sip:user1_public1@home1.net SIP/2.0
Via: SIP/2.0/UDP [5555::aaa:bbb:ccc:ddd]:1357;comp=sigcomp;branch=z9hG4bKehuefdam
Max-Forwards: 70
P-Access-Network-Info: 3GPP-UTRAN-TDD; utran-cell-id-3gpp=234151D0FCE11
Route: <sip:pcscf1.visited1.net:7531;lr;comp=sigcomp>, <sip:orig@scscf1.home1.net;lr>
P-Preferred-Identity: <sip:user1_public1@home1.net>
Privacy: none
From: <sip:user1_public1@home1.net>;tag=31415
To: <sip:user1_public1@home1.net>
Call-ID: b89rjhnedlrfjflslj40a222
CSeq: 123 SUBSCRIBE
Require: sec-agree
Proxy-Require: sec-agree
Security-Verify: ipsec-3gpp; q=0.1; alg= hmac-sha-1-96; spi-c=98765432; spi-s=87654321; port-
c=8642; port-s=7531
Event: xcap-change
Expires: 7200
Accept: application/xcap-change+xml
Contact: <sip:[5555::aaa:bbb:ccc:ddd]:1357;comp=sigcomp>
Content-Length: 0

```

**Request-URI:** The users own SIP URI to get notifications of changes on all lists owned by the user.

**Event:** This field is populated with the value 'xcap-change-' to specify the use of the xcap change package.

**Accept:** This field is populated with the value application/xcap-change+xml ' indicating that the UE supports the xcap-change MIME type..

**To:** Same as the Request-URI.

## 2. SUBSCRIBE request (P-CSCF to S-CSCF) – see example in table A.3.6.1-2

The P-CSCF looks up the serving network information for the public user identity that was stored during the registration procedure. The SUBSCRIBE request is forwarded to S-CSCF#1. A Route header is inserted into SUBSCRIBE request. The information for the Route header is taken from the service route determined during registration.

**Table A.3.6.1-2: SUBSCRIBE request (P-CSCF to S-CSCF)**

```

SUBSCRIBE sip:user1_public1@home1.net SIP/2.0
Via: SIP/2.0/UDP pcscf1.visited1.net;branch=z9hG4bK120f34.1, SIP/2.0/UDP
[5555::aaa:bbb:ccc:ddd]:1357;comp=sigcomp;branch=z9hG4bKehuefdam
P-Access-Network-Info:
Route: <sip:orig@scscf1.home1.net;lr>
Max-Forwards: 69
P-Asserted-Identity: <sip:user1_public1@home1.net>
P-Charging-Vector: icid-value="AyretyU0dm+602IrT5tAFrbHLso=223551024"
Privacy:
Record-Route: <sip:pcscf1.visited1.net;lr>
Route: <sip:scscf1.home1.net;lr>
From:
To:
Call-ID:
CSeq:
Event:
Supported:
Expires:
Accept:
Contact:
Content-Length:

```

## 3. Evaluation of initial filter criteria

The S-CSCF validates the service profile of this subscriber and evaluates the initial filter criteria. For sip:user1\_public1@home1.net the S-CSCF has originating initial Filter Criteria with Service Point Trigger of Method = SUBSCRIBE AND Event = 'xcap-change' that informs the S-CSCF to route the SUBSCRIBE request to the Application Server sip:rls.home1.net.

#### 4. SUBSCRIBE request (S-CSCF to RLS) – see example in table A.3.6.1-4

The S-CSCF forwards the SUBSCRIBE request to the RLS.

**Table A.3.6.1-4 SUBSCRIBE request (S-CSCF to RLS)**

```
SUBSCRIBE sip:user1_public1@home1.net SIP/2.0
Via: SIP/2.0/UDP scscf1.home1.net;branch=z9hG4bK344a65.1, SIP/2.0/UDP
    pcscf1.visited1.net;branch=z9hG4bK120f34.1, SIP/2.0/UDP
    [5555::aaa:bbb:ccc:ddd]:1357;comp=sigcomp;branch=z9hG4bKehuefdam
Max-Forwards: 68
P-Access-Network-Info:
P-Asserted-Identity: <sip:user1_public1@home1.net>, <tel:+1-212-555-1111>
P-Charging-Vector: icid-value="AyretyU0dm+602IrT5tAFrbHLso=223551024"; orig-ioi=home1.net
P-Charging-Function-Addresses: ccf=[5555::b99:c88:d77:e66]; ccf=[5555::a55:b44:c33:d22];
    ecf=[5555::1ff:2ee:3dd:4ee]; ecf=[5555::6aa:7bb:8cc:9dd]
Privacy:
Record-Route: <sip:orig@scscf1.home1.net;lr>, <sip:pcscf1.visited1.net;lr>
Route: <sip:rls.home1.net;lr>, <sip:orig@scscf1.home1.net;lr>
From:
To:
Call-ID:
CSeq:
Event:
Supported:
Expires:
Accept:
Contact:
Content-Length:
```

**P-Charging-Vector:** The S-CSCF populates the identifier of its own network to the originating Inter Operator Identifier (IOI) parameter of this header.

**P-Charging-Function-Addresses:** The S-CSCF populates the P-Charging-Function-Addresses header field to be passed to the RLS.

#### 5. Authorisation

The RLS performs the necessary authorisation checks on the originator to ensure that he/she is authorised to subscribe to xcap-change. In this example this condition has been met, so the RLS sends a 200 (OK) response to the S-CSCF.

#### 6. 200 (OK) response (RLS to S-CSCF) - see example in table A.3.6.1-6

The RLS sends the response to the S-CSCF.

**Table A.3.6.1-6: 200 (OK) response (RLS to S-CSCF)**

```
SIP/2.0 200 OK
Via: SIP/2.0/UDP scscf1.home1.net;branch=z9hG4bK344a65.1, SIP/2.0/UDP
    pcscf1.visited1.net;branch=z9hG4bK120f34.1, SIP/2.0/UDP
    [5555::aaa:bbb:ccc:ddd]:1357;comp=sigcomp;branch=z9hG4bKehuefdam
P-Charging-Vector: icid-value="AyretyU0dm+602IrT5tAFrbHLso=223551024"; orig-ioi=home1.net;
    term-ioi=home1.net
Record-Route:
From:
To: <sip:user1_public1@home1.net>;tag=151170
Call-ID:
CSeq:
Expires:
Contact:
Content-Length: 0
```

#### 7. 200 (OK) response (S-CSCF to P-CSCF) - see example in table A.3.6.1-7

The S-CSCF forwards the response to the P-CSCF.

**Table A.3.6.1-7: 200 (OK) response (S-CSCF to P-CSCF)**

```
SIP/2.0 200 OK
Via: SIP/2.0/UDP pcscf1.visited1.net;branch=z9hG4bK120f34.1, SIP/2.0/UDP
    [5555::aaa:bbb:ccc:ddd]:1357;comp=sigcomp;branch=z9hG4bKehuefdam
P-Charging-Vector: icid-value="AyretyU0dm+602IrT5tAFrbHLso=223551024"
Record-Route:
From:
To:
Call-ID:
CSeq:
Expires:
Contact:
Content-Length:
```

**8. 200 (OK) response (P-CSCF to UE) - see example in table A.3.6.1-8**

The P-CSCF forwards the response to the watcher agent in the UE.

**Table A.3.6.1-8: 200 (OK) response (P-CSCF to UE)**

```
SIP/2.0 200 OK
Via: SIP/2.0/UDP [5555::aaa:bbb:ccc:ddd]:1357;comp=sigcomp;branch=z9hG4bKehuefdam
Record-Route: <sip:orig@scscf1.homel.net;lr>, <sip:pcscf1.visited1.net:7531;lr;comp=sigcomp>
From:
To:
Call-ID:
CSeq:
Expires:
Contact:
Content-Length:
```

**9. NOTIFY request (RLS to S-CSCF) – see example in table A.3.6.1-9**

The RLS generates a NOTIFY request including the xcap-change document as a result of the SUBSCRIBE request. As this is the initial NOTIFY it contains only the URI and the new-etag element.

**Table A.3.6.1-9 NOTIFY request (RLS to S-CSCF)**

```
NOTIFY sip:[5555::aaa:bbb:ccc:ddd]:1357;comp=sigcomp SIP/2.0
Via: SIP/2.0/UDP rls.homel.net;branch=z9hG4bK240f34.1
Max-Forwards: 70
P-Charging-Vector: icid-value="AyretyU0dm+602IrT5tAFrbHLso=323551024"; orig-ioi=homel.net
P-Charging-Function-Addresses: ccf=[5555::b99:c88:d77:e66]; ccf=[5555::a55:b44:c33:d22];
    ecf=[5555::1ff:2ee:3dd:4ee]; ecf=[5555::6aa:7bb:8cc:9dd]
Route: <sip:scscf1.homel.net;lr>, <sip:pcscf1.visited1.net;lr>
From: <sip:user1_homel.net>;tag=151170
To: <sip:user1_public1_homel.net>;tag=31415
Call-ID: b89rjhnedlrfjflslj40a222
CSeq: 89 NOTIFY
Subscription-State: active;expires=7200
Event: xcap-change
Contact: <sip:rls.homel.net>
Content-Type: application/xcap-change+xml;charset="UTF-8"
Content-Length:

<?xml version="1.0" encoding="UTF-8"?>
  <documents xmlns:xsi="http://www.w3.org/2001/XMLSchema-instance">
    <document
      uri="http://xcap.homel.net/services/resource-lists/users/user1/pf.xml"
      new-etag="asdnasd9asd8asd7"
    </document>
  </documents>
```

**10. NOTIFY request (S-CSCF to P-CSCF) – see example in table A.3.6.1-10**

The S-CSCF forwards the NOTIFY request to the P-CSCF.



**Table A.3.6.1-10: NOTIFY request (S-CSCF to P-CSCF)**

```

NOTIFY sip:[5555::aaa:bbb:ccc:ddd]:1357;comp=sigcomp SIP/2.0
Via: SIP/2.0/UDP scscf1.home1.net;branch=z9hG4bK332b23.1, SIP/2.0/UDP
    rls.home1.net;branch=z9hG4bK240f34.1
Max-Forwards: 69
P-Charging-Vector: icid-value="AyretyU0dm+602IrT5tAFrbHLso=323551024"
P-Charging-Function-Addresses:
Route: <sip:pcscf1.visited1.net;lr>
Record-Route: <sip:scscf1.home1.net;lr>
From:
To:
Call-ID:
CSeq:
Subscription-State:
Event:
Contact:
Content-Length:

(...)

```

**11. NOTIFY request (P-CSCF to UE) – see example in table A.3.6.1-11**

The P-CSCF forwards the NOTIFY request to the watcher application in the UE.

**Table A.3.6.1-11: NOTIFY request (P-CSCF to UE)**

```

NOTIFY sip:[5555::aaa:bbb:ccc:ddd]:1357;comp=sigcomp SIP/2.0
Via: SIP/2.0/UDP pcscf1.visited1.net;branch=240f34.1, SIP/2.0/UDP
    scscf1.home1.net;branch=z9hG4bK332b23.1, SIP/2.0/UDP
    rls.home1.net;branch=z9hG4bK240f34.1
Max-Forwards: 68
Record-Route: <sip:scscf1.home1.net;lr>, <sip:pcscf1.visited1.net:7531;lr;comp=sigcomp>
From:
To:
Call-ID:
CSeq:
Subscription-State:
Event:
Contact:
Content-Length:

(...)

```

**12. 200 (OK) response (UE to P-CSCF) – see example in table A.3.6.1-12**

The UE acknowledges the NOTIFY request with a 200 (OK) response to the P-CSCF.

**Table A.3.6.1-12: 200 (OK) response (UE to P-CSCF)**

```

SIP/2.0 200 OK
Via: SIP/2.0/UDP pcscf1.visited1.net;branch=240f34.1, SIP/2.0/UDP
    scscf1.home1.net;branch=z9hG4bK332b23.1, SIP/2.0/UDP
    rls.home1.net;branch=z9hG4bK240f34.1
P-Access-Network-Info: 3GPP-UTRAN-TDD; utran-cell-id-3gpp=234151D0FCE11
From:
To:
Call-ID:
CSeq:
Content-Length: 0

```

**13. 200 (OK) response (P-CSCF to S-CSCF) – see example in table A.3.6.1-13**

The P-CSCF forwards the 200 (OK) response to the S-CSCF.

**Table A.3.6.1-13: 200 (OK) response (P-CSCF to S-CSCF)**

```
SIP/2.0 200 OK
Via: SIP/2.0/UDP scscf1.home1.net;branch=z9hG4bK332b23.1, SIP/2.0/UDP
    rls.home1.net;branch=z9hG4bK240f34.1
P-Access-Network-Info:
P-Charging-Vector: icid-value="AyretyU0dm+602IrT5tAFrbHLso=323551024"
From:
To:
Call-ID:
CSeq:
Content-Length:
```

**14. 200 (OK) response (S-CSCF to RLS) – see example in table A.3.6.1-14**

The S-CSCF#2 forwards the response to the RLS in the home network of the UE.

**Table A.3.6.1-14: 200 (OK) response (S-CSCF to RLS)**

```
SIP/2.0 200 OK
Via: SIP/2.0/UDP rls.home1.net;branch=z9hG4bK240f34.1
P-Access-Network-Info:
P-Charging-Vector: icid-value="AyretyU0dm+602IrT5tAFrbHLso=323551024"; orig-ioi=home1.net;
    term-ioi=home1.net
From:
To:
Call-ID:
CSeq:
Content-Length:
```

**15. Resource List gets modified via XCAP**

The resource list of user1 gets modified via XCAP procedures.

**16. NOTIFY request (RLS to S-CSCF) – see example in table A.3.6.1-16**

In this example it is assumed that the RLS has received a XCAP request to delete [user2\\_public@home1.net](mailto:user2_public@home1.net) from the resource list of user1.

**Table A.3.6.1-16 NOTIFY request (RLS to S-CSCF)**

```

NOTIFY sip:[5555::aaa:bbb:ccc:ddd]:1357;comp=sigcomp SIP/2.0
Via: SIP/2.0/UDP rls.home1.net;branch=z9hG4bK240f34.1
Max-Forwards: 70
P-Charging-Vector: icid-value="AyretyU0dm+602IrT5tAFrbHLso=423551024"; orig-voi=home1.net
P-Charging-Function-Addresses: ccf=[5555::b99:c88:d77:e66]; ccf=[5555::a55:b44:c33:d22];
    ecf=[5555::1ff:2ee:3dd:4ee]; ecf=[5555::6aa:7bb:8cc:9dd]
Route: <sip:scscf1.home1.net;lr>, <sip:pcscf1.visited1.net;lr>
From: <sip:user1_public1@home1.net>;tag=151170
To: <sip:user1_public1.home1.net>;tag=31415
Call-ID: b89rjhnedlrfjflslj40a222
CSeq: 90 NOTIFY
Subscription-State: active;expires=5000
Event: xcap-change
Contact: <sip:rls.home1.net>
Content-Type: application/xcap-change+xml;charset="UTF-8"
Content-Length: (...)

<?xml version="1.0" encoding="UTF-8"?>
  <documents xmlns:xsi="http://www.w3.org/2001/XMLSchema-instance">
    <document
      uri="http://xcap.home1.net/services/resource-lists/users/user1/pf.xml "
      new-etag="asdnasd8asd7asd6"
      previous-etag="asdnasd9asd8asd7"
      hash="<hash value>">
      <change
        method="DELETE"
        uri="http://xcap.home1.net/services/resource-lists/users/user1/pf.xml?resource-
lists/entry[@name="user2_public@home1.net"]/uri"/>
      </document>
    </documents>

```

**Content-Type:** Set to application/xcap-change+xml.

The message body in the NOTIFY request contains information of the new-etag of the changed document, the change method and the element that was changed in accordance with draft-ietf-simple-xcap-package [33].

#### 17. NOTIFY request (S-CSCF to P-CSCF) – see example in table A.3.6.1-17

The S-CSCF forwards the NOTIFY request to the P-CSCF.

**Table A.3.6.1-17: NOTIFY request (S-CSCF to P-CSCF)**

```

NOTIFY sip:[5555::aaa:bbb:ccc:ddd]:1357;comp=sigcomp SIP/2.0
Via: SIP/2.0/UDP scscf1.home1.net;branch=z9hG4bK332b23.1, SIP/2.0/UDP
    rls.home1.net;branch=z9hG4bK240f34.1
Max-Forwards: 69
P-Charging-Vector: icid-value="AyretyU0dm+602IrT5tAFrbHLso=423551024"
P-Charging-Function-Addresses:
Route: <sip:pcscf1.visited1.net;lr>
Record-Route: <sip:scscf1.home1.net;lr>
From:
To:
Call-ID:
CSeq:
Subscription-State:
Event:
Contact:
Content Type:
Content-Length:

(...)

```

#### 18. NOTIFY request (P-CSCF to UE) – see example in table A.3.6.1-18

The P-CSCF forwards the NOTIFY request to the watcher application in the UE.

**Table A.3.6.1-18: NOTIFY request (P-CSCF to UE)**

```

NOTIFY sip:[5555::aaa:bbb:ccc:ddd]:1357;comp=sigcomp SIP/2.0
Via: SIP/2.0/UDP pcscf1.visited1.net;branch=240f34.1, SIP/2.0/UDP
    scscf1.home1.net;branch=z9hG4bK332b23.1, SIP/2.0/UDP
    rls.home1.net;branch=z9hG4bK240f34.1
Max-Forwards: 68
Record-Route: <sip:scscf1.home1.net/1r>, <sip:pcscf1.visited1.net:7531/1r;comp=sigcomp>
From:
To:
Call-ID:
CSeq:
Subscription-State:
Require:
Content-Type:
Content-Length:

(...)

```

#### 19. 200 (OK) response (UE to P-CSCF) – see example in table A.3.6.1-19

The UE acknowledges the NOTIFY request with a 200 (OK) response to the P-CSCF.

**Table A.3.6.1-19: 200 (OK) response (UE to P-CSCF)**

```

SIP/2.0 200 OK
Via: SIP/2.0/UDP pcscf1.visited1.net;branch=240f34.1, SIP/2.0/UDP
    scscf1.home1.net;branch=z9hG4bK332b23.1, SIP/2.0/UDP
    rls.home1.net;branch=z9hG4bK240f34.1
P-Access-Network-Info: 3GPP-UTRAN-TDD; utran-cell-id-3gpp=234151D0FCE11
From:
To:
Call-ID:
CSeq:
Content-Length: 0

```

#### 20. 200 (OK) response (P-CSCF to S-CSCF) – see example in table A.3.6.1-20

The P-CSCF forwards the 200 (OK) response to the S-CSCF.

**Table A.3.6.1-20: 200 (OK) response (P-CSCF to S-CSCF)**

```

SIP/2.0 200 OK
Via: SIP/2.0/UDP scscf1.home1.net;branch=z9hG4bK332b23.1, SIP/2.0/UDP
    rls.home1.net;branch=z9hG4bK240f34.1
P-Access-Network-Info:
P-Charging-Vector: icid-value="AyretyU0dm+602IrT5tAFrbHLso=423551024"
From:
To:
Call-ID:
CSeq:
Content-Length:

```

#### 21. 200 (OK) response (S-CSCF to RLS) – see example in table A.3.6.1-21

The S-CSCF#2 forwards the response to the RLS in the home network of the UE.

**Table A.3.6.1-21: 200 (OK) response (S-CSCF to RLS)**

```

SIP/2.0 200 OK
Via: SIP/2.0/UDP rls.home1.net;branch=z9hG4bK240f34.1
P-Access-Network-Info:
P-Charging-Vector: icid-value="AyretyU0dm+602IrT5tAFrbHLso=423551024"; orig-ioi=home1.net;
    term-ioi=home1.net
From:
To:
Call-ID:
CSeq:
Content-Length:

```

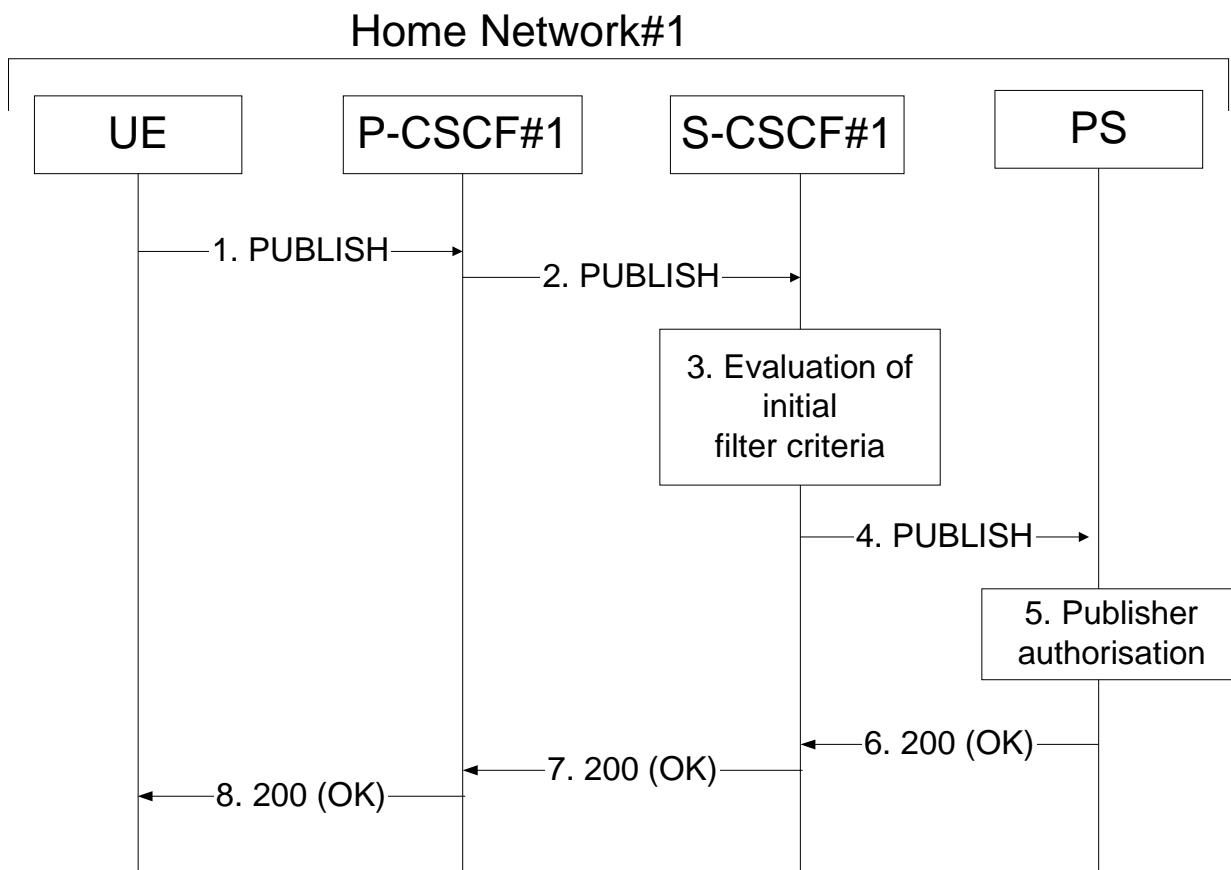
## A.4 Signalling flows demonstrating how presentities update presence information

### A.4.1 Introduction

This subclause covers the signalling flows that show how presentities update presence information in the PS.

### A.4.2 Initial publication or modification of presence information by UE

#### A.4.2.1 Successful publication



**Figure A.4.2.1-1: UE publishing presence information**

The UE may publish the partial presence information or the full presence information about a presentity to the PS.

In this example, it is assumed that the UE publishes the full presence information.

Figure A.4.2.1-1 shows a UE publishing or modifying already existing presence information about a presentity. The details of the signalling flows as follows:

#### 1. PUBLISH request (UE to P-CSCF) - see example in table A.4.2.1-1

A PUA in a UE wishes to publish presence information. To initiate the publication, the UE generates a PUBLISH request according to draft-ietf-sip-publish-03 [23] containing the presence information that it wishes to publish.

The message body in the PUBLISH request that carries the publisher's presence update state is formed as indicated in draft-ietf-impp-cpim-pidf-08 [21], draft-ietf-simple-rpid-03 [26], draft-ietf-simple-cipid-01 [32], and draft-ietf-simple-prescaps-ext-00 [25].

Table A.4.2.1-1: PUBLISH request (UE to P-CSCF)

```

PUBLISH sip:user1_public1@home1.net SIP/2.0
Via: SIP/2.0/UDP [5555::aaa:bbb:ccc:ddd]:1357;comp=sigcomp;branch=z9hG4bKnashds7
Max-Forwards: 70
P-Access-Network-Info: 3GPP-UTRAN-TDD; utran-cell-id-3gpp=234151D0FCE11
Route: <sip:pcscf1.visited1.net:7531;lr;comp=sigcomp>, <sip:orig@scscf1.home1.net;lr>
P-Preferred-Identity: <sip:user1_public1@home1.net>
Privacy: none
From: <sip:user1_public1@home1.net>;tag=31415
To: <sip:user1_public1@home1.net>
Call-ID: b89rjhnedlrfjflslj40a222
CSeq: 61 PUBLISH
Require: sec-agree
Proxy-Require: sec-agree
Security-Verify: ipsec-3gpp; q=0.1; alg= hmac-sha-1-96; spi-c=98765432; spi-s=87654321; port-
c=8642; port-s=7531
Event: presence
Expires: 7200
Content-Type: application/pidf+xml
Content-Length: (...)

<?xml version="1.0" encoding="UTF-8"?>
  <presence xmlns="urn:ietf:params:xml:ns:pidf"
    xmlns:es="urn:ietf:params:xml:ns:pidf:status:rp-id-status"
    xmlns:et="urn:ietf:params:xml:ns:pidf:rp-id-tuple"
    xmlns:ci="urn:ietf:params:xml:ns:pidf:cipid"
    xmlns:pcp="urn:ietf:params:xml:ns:simple-prescaps-ext"
    entity="pres:user2_public1@home2.net">

    <tuple id="a8098a.672364762364">
      <status>
        <basic>open</basic>
        <es:activity>meeting</es:activity>
        <es:placetype until="2003-08-27T17:30:00Z">office</es:placetype>
        <es:privacy>private</es:privacy>
        <es:idle since="2003-08-27T10:43:00Z"/>
        <pcp:prescaps>
          <pcp:video negated="false"></pcp:video>
          <pcp:mobility>mobile</pcp:mobility>
          <pcp:audio negated="true"></pcp:audio>
        </pcp:prescaps>
      </status>
      <et:class>sip</et:class>
      <et:contact-type>service</et:contact-type>
      <contact priority="0.8">sip:user2_public1@home2.net</contact>
      <note xml:lang="en">Don't Disturb Please!</note>
      <note xml:lang="fr">Ne derangez pas, s'il vous plait</note>
      <timestamp>2003-08-27T11:49:29Z</timestamp>
    </tuple>

    <tuple id="sfdds74.78">
      <status>
        <basic>open</basic>
      </status>
      <et:class>presentity</et:class>
      <et:contact-type>presentity</et:contact-type>
      <note xml:lang="en">I'm in a boring meeting</note>
      <note xml:lang="en">I'll be in Tokyo next week</note>
      <ci:homepage>http://example.com/~user2</ci:homepage>
      <ci:icon>http://example.com/~user2/icon.gif</ci:icon>
      <ci:card>http://example.com/~user2/card.vcd</ci:card>
      <timestamp>2004-10-10T12:00:30Z</timestamp>
    </tuple>

    <tuple id="jklhgf9788934774.78">
      <status>
        <basic>open</basic>
      </status>
      <et:class>assistant</et:class>
      <et:contact-type>presentity</et:contact-type>
      <et:relationship>assistant</et:relationship>
      <contact priority="1.0">tel:+1-212-555-2222</contact>
      <note xml:lang="en">She's my secretary</note>
      <timestamp>2003-08-27T11:49:29Z</timestamp>
    </tuple>

  </presence>

```

- Request-URI:** Public user identity whose presence information the PUA intends to publish.
- Event:** This field is populated with the value 'presence' to specify the use of the presence package.
- To:** Same as the Request-URI.
- Content-Type:** Set to the value 'application/pidf+xml'.

## 2. PUBLISH request (P-CSCF to S-CSCF) - see example in table A.4.2.1-2

P-CSCF looks up the serving network information for the public user identity that was stored during the registration procedure. The PUBLISH request is forwarded to the S-CSCF. A Route header is inserted into PUBLISH request. The information for the Route header is taken from the service route determined during registration.

**Table A.4.2.1-2: PUBLISH request (P-CSCF to S-CSCF)**

```
PUBLISH sip:user1_public1@home1.net SIP/2.0
Via: SIP/2.0/UDP pcscf1.home1.net;branch=z9hG4bK240f34.1, SIP/2.0/UDP
    [5555::aaa:bbb:ccc:ddd]:1357;comp=sigcomp;branch=z9hG4bKnashds7
P-Access-Network-Info:
Max-Forwards: 69
P-Asserted-Identity: <sip:user1_public1@home1.net>
P-Charging-Vector: icid-value="AyretyU0dm+602IrT5tAFrbHLso=023551024"
Privacy:
Route: <sip:orig@scscf1.home1.net;lr>
From:
To:
Call-ID:
CSeq:
Event:
Expires:
Content-Type:
Content-Length:

(...)
```

## 3. Evaluation of initial filter criteria

S-CSCF validates the service profile of the publisher and evaluates the initial filter criteria. For user1\_public1@home1.net S-CSCF#1 has originating initial Filter Criteria with Service Points of Interest of Method = PUBLISH AND Event = 'presence' AND To = 'sip:user1\_public1@home1.net' that informs the S-CSCF to route the PUBLISH request to the PS ps.home1.net.

## 4. PUBLISH (S-CSCF to PS) - see example in table A.4.2.1-4

The S-CSCF#1 forwards the PUBLISH request to the PS.

**Table A.4.2.1-4: PUBLISH request (S-CSCF to PS)**

```

PUBLISH sip:user1_public1@home1.net SIP/2.0
Via: SIP/2.0/UDP scscf1.home1.net;branch=z9hG4bK351g45.1, SIP/2.0/UDP
    pcscf1.home1.net;branch=z9hG4bK240f34.1, SIP/2.0/UDP
    [5555::aaa:bbb:ccc:ddd]:1357;comp=sigcomp;branch=z9hG4bKnashds7
P-Access-Network-Info:
Max-Forwards: 68
P-Asserted-Identity:
P-Charging-Vector: icid-value="AyretyU0dm+602IrT5tAFrbHLso=023551024"; orig-ioi=home1.net
P-Charging-Function-Addresses: ccf=[5555::b99:c88:d77:e66]; ccf=[5555::a55:b44:c33:d22];
    ecf=[5555::1ff:2ee:3dd:4ee]; ecf=[5555::6aa:7bb:8cc:9dd]
Privacy:
Route: <sip:ps.home1.net;lr>, <sip:scscf1.home1.net;lr>
From:
To:
Call-ID:
CSeq:
Event:
Expires:
Content-Type:
Content-Length:

(...)

```

**P-Charging-Vector:** The S-CSCF populates the icid parameter with a globally unique value and populates the identifier of its own network to the originating Inter Operator Identifier (IOI) parameter of this header.

**P-Charging-Function-Addresses:** The S-CSCF populates the P-Charging-Function-Addresses header field to be passed to the PS.

#### 5. Authorisation of publisher

The PS performs the necessary authorisation checks on the originator to ensure it is allowed to publish the presentity's presence information. In this example all privacy conditions are met, so the PS sends a 200 (OK) response to the S-CSCF.

#### 6. 200 (OK) response (PS to S-CSCF) - see example in table A.4.2.1-6

The PS sends the response to S-CSCF.

**Table A.4.2.1-6: 200 (OK) response (PS to S-CSCF)**

```

SIP/2.0 200 OK
Via: SIP/2.0/UDP scscf1.home1.net;branch=z9hG4bK351g45.1, SIP/2.0/UDP
    pcscf1.home1.net;branch=z9hG4bK240f34.1, SIP/2.0/UDP
    [5555::aaa:bbb:ccc:ddd]:1357;comp=sigcomp;branch=z9hG4bKnashds7
P-Charging-Vector: icid-value="AyretyU0dm+602IrT5tAFrbHLso=023551024"; orig-
    ioi=home1.net;term-ioi=home1.net
P-Charging-Function-Addresses: ccf=[5555::b99:c88:d77:e66]; ccf=[5555::a55:b44:c33:d22];
    ecf=[5555::1ff:2ee:3dd:4ee]; ecf=[5555::6aa:7bb:8cc:9dd]
From:
To: <sip:user1_public1@home1.net>;tag=151170
Call-ID:
CSeq:
Expires: 7200
SIP-ETag: 123xy
Content-Length: 0

```

**P-Charging-Vector:** The PS stores the originating Inter Operator Identifier (IOI) parameter and populates the identifier of its own network to the terminating Inter Operator Identifier (IOI) parameter of this header.

**P-Charging-Function-Addresses:** The PS stores the P-Charging-Function-Addresses header field and passes this header to the S-CSCF.

**SIP-ETag:** This field is populated with a locally unique entity-tag to associate further publication refreshments of this event state segment



7. **200 (OK) response (S-CSCF to P-CSCF)** - see example in table A.4.2.1-7

S-CSCF forwards the response to P-CSCF.

**Table A.4.2.1-7: 200 (OK) response (S-CSCF to P-CSCF)**

```
SIP/2.0 200 OK
Via: SIP/2.0/UDP pcscf1.home1.net;branch=z9hG4bK240f34.1, SIP/2.0/UDP
    [5555::aaa:bbb:ccc:ddd]:1357;comp=sigcomp;branch=z9hG4bKnashds7
P-Charging-Vector: icid-value="AyretyU0dm+602IrT5tAFrbHLso=023551024"
P-Charging-Function-Addresses:
From:
To:
Call-ID:
CSeq:
Expires:
SIP-ETag:
Content-Length:
```

**P-Charging-Vector:** The S-CSCF stores the terminating Inter Operator Identifier (IOI) parameter and removes the orig-ioi and the term-ioi parameters.

**P-Charging-Function-Addresses:** The S-CSCF stores the P-Charging-Function-Addresses header field and passes this header to the P-CSCF.

8. **200 (OK) response (P-CSCF to UE)** - see example in table A.4.2.1-6

P-CSCF forwards the response to the PUA in the UE.

**Table A.4.2.1-8: 200 (OK) response (P-CSCF to UE)**

```
SIP/2.0 200 OK
Via: SIP/2.0/UDP [5555::aaa:bbb:ccc:ddd]:1357;comp=sigcomp;branch=z9hG4bKnashds7
From:
To:
Call-ID:
CSeq:
Expires:
SIP-ETag:
Content-Length:
```

### A.4.3 Refreshing of presence information by UE

#### A.4.3.1 Successful refresh

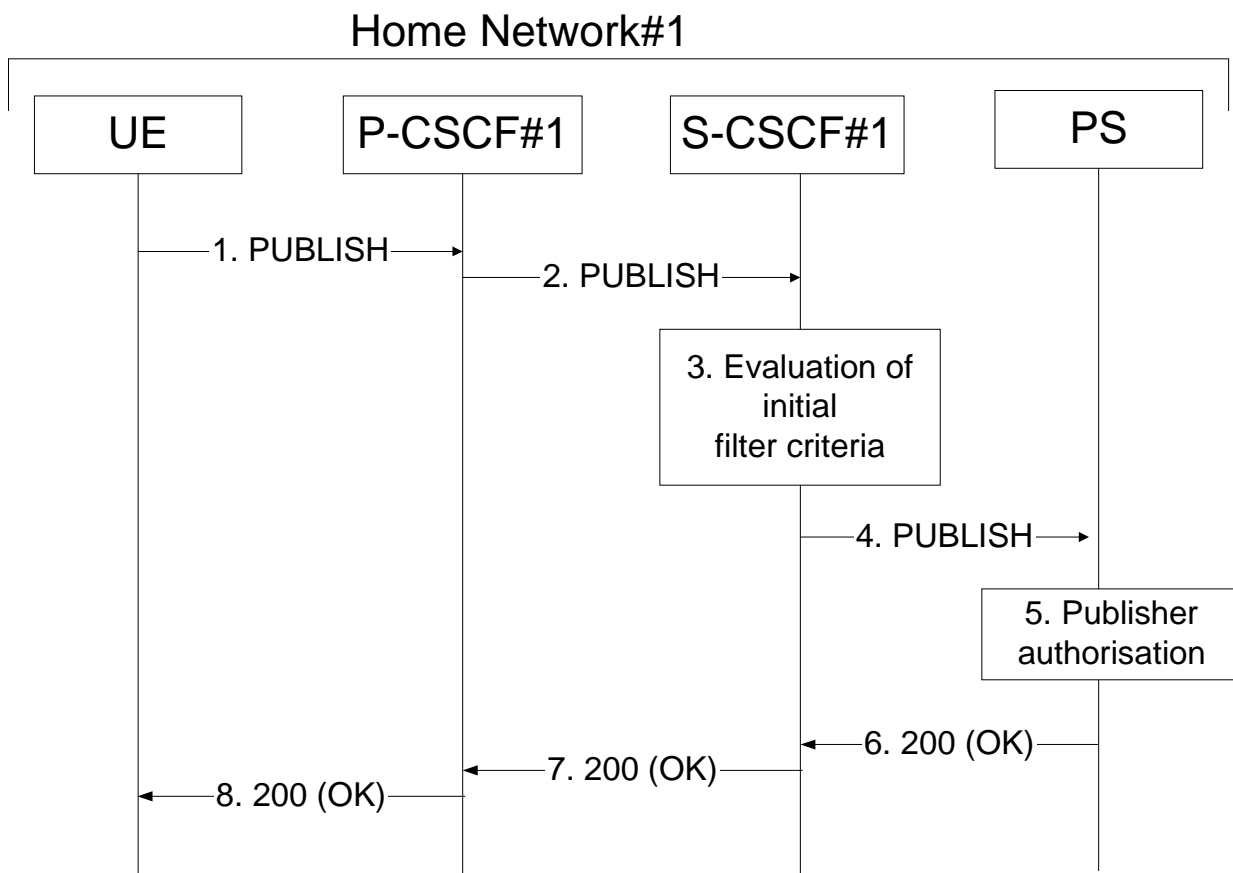


Figure A.4.3.1-1 UE updating presence information

Figure A.4.3.1-1 shows an UE refreshing the presence information about a presentity. The details of the signalling flows as follows:

1. **PUBLISH request (UE to P-CSCF)** – see example in table A.4.3.1-1

A PUA in a UE wishes to refresh already existing presence information. To initiate the publication, the UE generates a PUBLISH request according to draft-ietf-sip-publish-03 [23].

Table A.4.3.1-1: PUBLISH request (UE to P-CSCF)

```
PUBLISH sip:user1_public1@home1.net SIP/2.0
Via: SIP/2.0/UDP [5555::aaa:bbb:ccc:ddd]:1357;comp=sigcomp;branch=z9hG4bKnashds7
Max-Forwards: 70
P-Access-Network-Info: 3GPP-UTRAN-TDD; utran-cell-id-3gpp=234151D0FCE11
Route: <sip:pcscf1.visited1.net:7531;lr;comp=sigcomp>, <sip:orig@scscf1.home1.net;lr>
P-Preferred-Identity: <sip:user1_public1@home1.net>
Privacy: none
From: <sip:user1_public1@home1.net>;tag=31415
To: <sip:user1_public1@home1.net>
Call-ID: b89rjhnedlrfjflslj40a111
CSeq: 61 PUBLISH
Require: sec-agree
Proxy-Require: sec-agree
Security-Verify: ipsec-3gpp; q=0.1; alg=hmac-sha-1-96; spi-c=98765432; spi-s=87654321; port-c=8642; port-s=7531
Event: presence
SIP-If-Match: 123xy
Expires: 7200
Content-Length: 0
```

- Request-URI:** Public user identity whose presence information the PUA intends to publish.
- Event:** This field is populated with the value 'presence' to specify the use of the presence package.
- To:** Same as the Request-URI.
- SIP-If-Match:** This field is populated with the entity-tag earlier provided by the PS in the SIP-ETag header field of the previous 200(OK) response and is used as a versioning precondition to the PUBLISH refresh.

## 2. PUBLISH request (P-CSCF to S-CSCF) – see example in table A.4.3.1-2

P-CSCF looks up the serving network information for the public user identity that was stored during the registration procedure. The PUBLISH request is forwarded to the S-CSCF. A Route header is inserted into PUBLISH request. The information for the Route header is taken from the service route determined during registration.

**Table A.4.3.1-2: PUBLISH request (P-CSCF to S-CSCF)**

```
PUBLISH sip:user1_public1@home1.net SIP/2.0
Via: SIP/2.0/UDP pcscf1.home1.net;branch=z9hG4bK240f34.1, SIP/2.0/UDP
    [5555::aaa:bbb:ccc:ddd]:1357;comp=sigcomp;branch=z9hG4bKnashds7
P-Access-Network-Info:
Max-Forwards: 69
P-Asserted-Identity: <sip:user1_public1@home1.net>
P-Charging-Vector: icid-value="AyretyU0dm+602IrT5tAFrbHLso=023551024"
Privacy:
Route: <sip:orig@scscf1.home1.net;lr>
From:
To:
Call-ID:
CSeq:
Event:
SIP-If-Match:
Expires:
Content-Length:
```

**P-Charging-Vector:** The P-CSCF populates the icid parameter with a globally unique value.

## 3. Evaluation of initial filter criteria

S-CSCF#1 validates the service profile of this publisher and evaluates the initial filter criteria. For user1\_public1@home1.net the S-CSCF has originating initial Filter Criteria with Service Points of Interest of Method = PUBLISH AND Event = 'presence' AND To = 'sip:user1\_public1@home1.net' that informs the S-CSCF to route the PUBLISH request to the PS ps.home1.net.

## 4. PUBLISH (S-CSCF to PS) – see example in table A.4.3.1-4

The S-CSCF forwards the PUBLISH request to the PS.

**Table A.4.3.1-4: PUBLISH (S-CSCF to PS)**

```

PUBLISH sip:user1_public1@home1.net SIP/2.0
Via: SIP/2.0/UDP scscf1.home1.net;branch=z9hG4bK351g45.1, SIP/2.0/UDP
    pcscf1.home1.net;branch=z9hG4bK240f34.1, SIP/2.0/UDP
    [5555::aaa:bbb:ccc:ddd]:1357;comp=sigcomp;branch=z9hG4bKnashds7
P-Access-Network-Info:
Max-Forwards: 68
P-Asserted-Identity:
P-Charging-Vector: icid-value="AyretyU0dm+602IrT5tAFrbHLso=023551024"; orig-ioi=home1.net
P-Charging-Function-Addresses: ccf=[5555::b99:c88:d77:e66]; ccf=[5555::a55:b44:c33:d22];
    ecf=[5555::1ff:2ee:3dd:4ee]; ecf=[5555::6aa:7bb:8cc:9dd]
Privacy:
Route: <sip:ps.home1.net;lr>, <sip:scscf1.home1.net;lr>
From:
To:
Call-ID:
CSeq:
Event:
SIP-If-Match:
Expires:
Content-Length:

```

**P-Charging-Vector:** The S-CSCF stores the originating Inter Operator Identifier (IOI) parameter and populates the identifier of its own network to the originating Inter Operator Identifier (IOI) parameter of this header.

**P-Charging-Function-Addresses:** The S-CSCF populates the P-Charging-Function-Addresses header field to be passed to the PS.

#### 5. Authorisation of publisher

The PS performs the necessary authorisation checks on the originator to ensure it is allowed to publish the presentity's presence information. In this example all privacy conditions are met, so the PS sends a 200 (OK) response to the S-CSCF.

#### 6. 200 (OK) response (PS to S-CSCF) - see example in table A.4.3.1-6

The PS sends the response to S-CSCF.

**Table A.4.3.1-6: 200 (OK) response (PS to S-CSCF)**

```

SIP/2.0 200 OK
Via: SIP/2.0/UDP scscf1.home1.net;branch=z9hG4bK351g45.1, SIP/2.0/UDP
    pcscf1.home1.net;branch=z9hG4bK240f34.1, SIP/2.0/UDP
    [5555::aaa:bbb:ccc:ddd]:1357;comp=sigcomp;branch=z9hG4bKnashds7
P-Charging-Vector: icid-value="AyretyU0dm+602IrT5tAFrbHLso=023555517"; orig-
    ioi=home1.net;term-ioi=home1.net
P-Charging-Function-Addresses: ccf=[5555::b99:c88:d77:e66]; ccf=[5555::a55:b44:c33:d22];
    ecf=[5555::1ff:2ee:3dd:4ee]; ecf=[5555::6aa:7bb:8cc:9dd]
From:
To: <sip:user1_public1@home1.net>;tag=151170
Call-ID:
CSeq:
Expires: 7200
SIP-ETag: 345abc
Content-Length: 0

```

**P-Charging-Vector:** The PS stores the originating Inter Operator Identifier (IOI) parameter and populates the identifier of its own network to the terminating Inter Operator Identifier (IOI) parameter of this header.

**P-Charging-Function-Addresses:** The PS stores the P-Charging-Function-Addresses header field and passes this header to the S-CSCF.

**SIP-ETag:** This field is populated with a new locally unique entity-tag.

#### 7. 200 (OK) response (S-CSCF to P-CSCF) - see example in table A.4.3.1-7

S-CSCF#1 forwards the response to P-CSCF.

**Table A.4.3.1-7: 200 (OK) response (S-CSCF to P-CSCF)**

```
SIP/2.0 200 OK
Via: SIP/2.0/UDP pcscf1.home1.net;branch=z9hG4bK240f34.1, SIP/2.0/UDP
    [5555::aaa:bbb:ccc:ddd]:1357;comp=sigcomp;branch=z9hG4bKnashds7
P-Charging-Vector: icid-value="AyretyU0dm+602IrT5tAFrbHLso=02355517"
P-Charging-Function-Addresses:
From:
To:
Call-ID:
CSeq:
Expires:
SIP-ETag:
Content-Length:
```

**P-Charging-Vector:** The S-CSCF stores the terminating Inter Operator Identifier (IOI) parameter and removes the orig-ioi and the term-ioi parameters.

**P-Charging-Function-Addresses:** The S-CSCF stores the P-Charging-Function-Addresses header field and passes this header to the P-CSCF.

#### 8. 200 (OK) response (P-CSCF to UE) - see example in table A.4.3.1-6

P-CSCF#1 forwards the response to the PUA in the UE.

**Table A.4.3.1-8: 200 (OK) response (P-CSCF to UE)**

```
SIP/2.0 200 OK
Via: SIP/2.0/UDP [5555::aaa:bbb:ccc:ddd]:1357;comp=sigcomp;branch=z9hG4bKnashds7
From:
To:
Call-ID:
CSeq:
Expires:
SIP-ETag:
Content-Length:
```

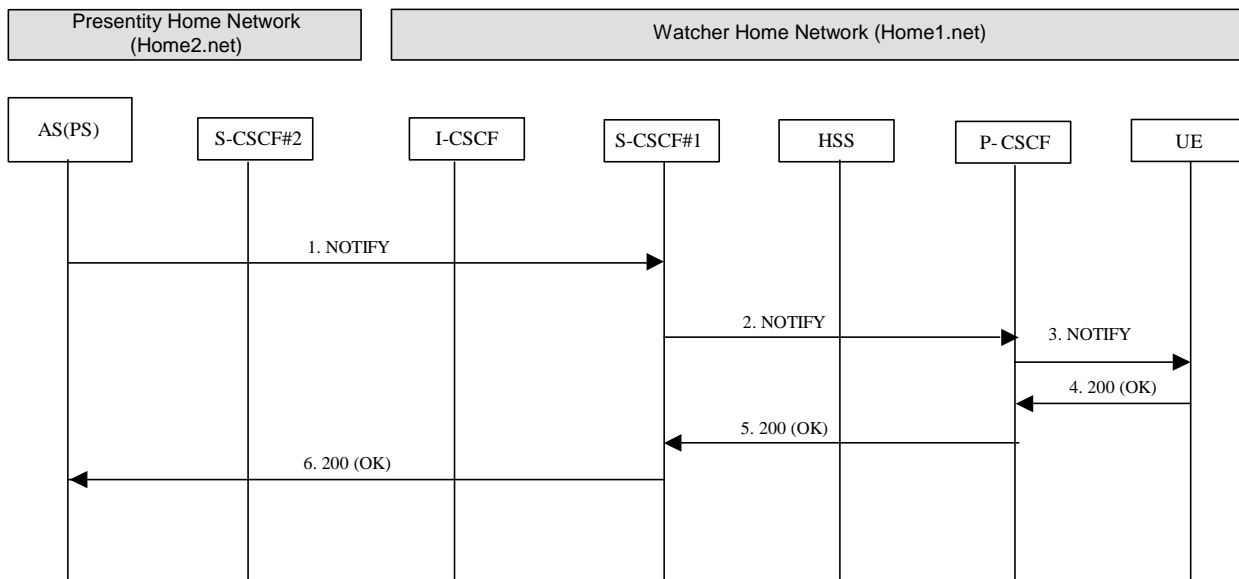
## A.5 PS notifying watcher of updates to presence information

### A.5.1 Introduction

This subclause covers the signalling flows that show how the PS notifies watchers of updates to presence information.

## A.5.2 Watcher and presentity in the different networks, UE in the home network

### A.5.2.1 Successful notification



**Figure A.5.2.1-1: Notification to watcher in the visited network**

Figure A.5.2.1-1 shows how a watcher is notified of updates to a presentity's presence information. The signalling flow is applicable to the case where the watcher and presentity are in the same or in different IM CN subsystems.

#### 1. NOTIFY request (PS to S-CSCF) – see example in table A.5.2.1-1

The PS determines which authorised watchers are entitled to receive the updates of the presence information for this presentity. For each appropriate watcher, the PS sends a NOTIFY request that contains the updated state of presence information. The NOTIFY request may either contain the complete set of presence information, or only the information that has changed since the last notification. In this example, the watcher indicated preference for partial notification in the SUBSCRIBE request, so the NOTIFY request is formulated according to draft-ietf-simple-partial-notify-01 [24] and draft-ietf-simple-partial-pidf-format-00 [38] by including only the information that has changed since the last notification.

Table A.5.2.1-1: NOTIFY request (PS to S-CSCF)

```

NOTIFY sip:[5555::aaa:bbb:ccc:ddd]:1357;comp=sigcomp SIP/2.0
Via: SIP/2.0/UDP ps.home2.net;branch=z9hG4bK240f34.1
Max-Forwards: 70
P-Charging-Vector: icid-value="AyretyU0dm+602IrT5tAFrbHLso=523551024"; orig-ioi=home2.net
Route: <sip:scscf1.home1.net;lr>, <sip:pcscf1.home1.net;lr>
From: <sip:user2_public1@home2.net>;tag=151170
To: <sip:user1_public1@home1.net>;tag=31415
Call-ID: b89rjhnedlrfjflslj40a222
CSeq: 43 NOTIFY
Subscription-State: active;expires=5000
Event: presence
Contact: <sip:ps.home2.net>
Content-Type: application/pidf-partial+xml
Content-Length: (...)

<?xml version="1.0" encoding="UTF-8"?>
<pidf-part:presence xmlns="urn:ietf:params:xml:ns:pidf"
  xmlns:part="urn:ietf:params:xml:ns:pidf-partial"
  xmlns:es="urn:ietf:params:xml:ns:pidf:status:rp-id-status"
  xmlns:et="urn:ietf:params:xml:ns:pidf:rp-id-tuple"
  xmlns:ci="urn:ietf:params:xml:ns:pidf:cid"
  xmlns:pcp="urn:ietf:params:xml:ns:simple-prescaps-ext"
  entity="pres:user2_public1@home2.net" version="2" state="partial">

  <tuple id="a8098a.672364762364">
    <status>
      <basic>open</basic>
      <es:placetype until="2003-08-27T18:30:00Z">office</es:placetype>
      <es:privacy>public</es:privacy>
      <pcp:prescaps>
        <pcp:video negated="false"></pcp:video>
        <pcp:mobility>mobile</pcp:mobility>
        <pcp:audio negated="true"></pcp:audio>
      </pcp:prescaps>
    </status>
    <et:class>sip</et:class>
    <et:contact-type>service</et:contact-type>
    <contact priority="1.0">sip:user2_public1@home2.net</contact>
    <timestamp>2003-08-27T17:35:29Z</timestamp>
  </tuple>

  <tuple id="sfdds74.78">
    <status>
      <basic>open</basic>
    </status>
    <et:class>presentity</et:class>
    <et:contact-type>presentity</et:contact-type>
    <note xml:lang="en">I'm in a boring meeting</note>
    <note xml:lang="en">I'll be in Tokyo next week</note>
    <ci:homepage>http://example.com/~user2</ci:homepage>
    <ci:icon>http://example.com/~user2/icon.gif</ci:icon>
    <ci:card>http://example.com/~user2/card.vcd</ci:card>
    <timestamp>2003-08-27T12:00:30Z</timestamp>
  </tuple>

  <pidf-part:removed>
    <pidf-part:t_id>jklhgf9788934774.78</pidf-part:t_id>
  </pidf-part:removed>

</pidf-part:presence>

```

**P-Charging-Vector:** The PS populates the icid parameter with a globally unique value and populates the identifier of its own network to the originating Inter Operator Identifier (IOI) parameter of this header.

## 2. NOTIFY request (S-CSCF to P-CSCF) – see example in table A.5.2.1-2

The S-CSCF forwards the NOTIFY request to the P-CSCF.

**Table A.5.2.1-2: NOTIFY request (S-CSCF to P-CSCF)**

```

NOTIFY sip:[5555::aaa:bbb:ccc:ddd]:1357;comp=sigcomp SIP/2.0
Via: SIP/2.0/UDP scscf1.home1.net;branch=z9hG4bK332b23.1, SIP/2.0/UDP
    scscf2.home2.net;branch=z9hG4bK764z87.1, SIP/2.0/UDP ps.home2.net;branch=z9hG4bK240f34.1
Max-Forwards: 69
P-Charging-Vector: icid-value="AyretyU0dm+602IrT5tAFrbHLso=523551024"
P-Charging-Function-Addresses: ccf=[5555::b99:c88:d77:e66]; ccf=[5555::a55:b44:c33:d22];
    ecf=[5555::1ff:2ee:3dd:4ee]; ecf=[5555::6aa:7bb:8cc:9dd]
Route: <sip:pcscf1.home1.net;lr>
Record-Route: <sip:scscf2.home2.net;lr>
From:
To:
Call-ID:
CSeq:
Subscription-State:
Event:
Contact:
Content-Type:
Content-Length:

(...)

```

**P-Charging-Vector:** The S-CSCF stores the originating Inter Operator Identifier (IOI) parameter.

**P-Charging-Function-Addresses:** The S-CSCF populates the P-Charging-Function-Addresses header field to be passed to the P-CSCF.

### 3. NOTIFY request (P-CSCF to UE) – see example in table A.5.2.1-3

The P-CSCF forwards the NOTIFY request to the UE.

**Table A.5.2.1-3: NOTIFY request (P-CSCF to UE)**

```

NOTIFY sip:[5555::aaa:bbb:ccc:ddd]:1357;comp=sigcomp SIP/2.0
Via: SIP/2.0/UDP pcscf1.home1.net;branch=240f34.1, SIP/2.0/UDP
    scscf1.home1.net;branch=z9hG4bK351g45.1, SIP/2.0/UDP ps.home2.net;branch=z9hG4bK348923.1
Max-Forwards: 68
Record-Route: <sip:scscf1.home1.net;lr>, <sip:pcscf1.home1.net:7531;lr;comp=sigcomp>
From:
To:
Call-ID:
CSeq:
Subscription-State:
Event:
Contact:
Content-Type:
Content-Length:

(...)

```

### 4. 200 (OK) response (UE to P-CSCF) – see example in table A.5.2.1-4

The UE acknowledges the NOTIFY request with a 200 (OK) response to the P-CSCF.

**Table A.5.2.1-4: 200 (OK) response (UE to P-CSCF)**

```

SIP/2.0 200 OK
Via: SIP/2.0/UDP pcscf1.home1.net;branch=240f34.1, SIP/2.0/UDP
    scscf2.home2.net;branch=z9hG4bK764z87.1, SIP/2.0/UDP ps.home2.net;branch=z9hG4bK348923.1
P-Access-Network-Info: 3GPP-UTRAN-TDD; utran-cell-id-3gpp=234151D0FCE11
From:
To:
Call-ID:
CSeq:
Content-Length: 0

```

### 5. 200 (OK) response (P-CSCF to S-CSCF) – see example in table A.5.2.1-5

The P-CSCF forwards the 200 (OK) response to the S-CSCF.



**Table A.5.2.1-5: 200 (OK) response (P-CSCF to S-CSCF)**

```
SIP/2.0 200 OK
Via: SIP/2.0/UDP scscf1.home1.net;branch=z9hG4bK332b23.1, SIP/2.0/UDP
    ps.home2.net;branch=z9hG4bK240f34.1
P-Access-Network-Info:
P-Charging-Vector: icid-value="AyretyU0dm+602IrT5tAFrbHLso=523551024"
From:
To:
Call-ID:
CSeq:
Content-Length:
```

**6. 200 (OK) response (S-CSCF to PS) – see example in table A.5.2.1-6**

The S-CSCF forwards the 200 (OK) response to the PS.

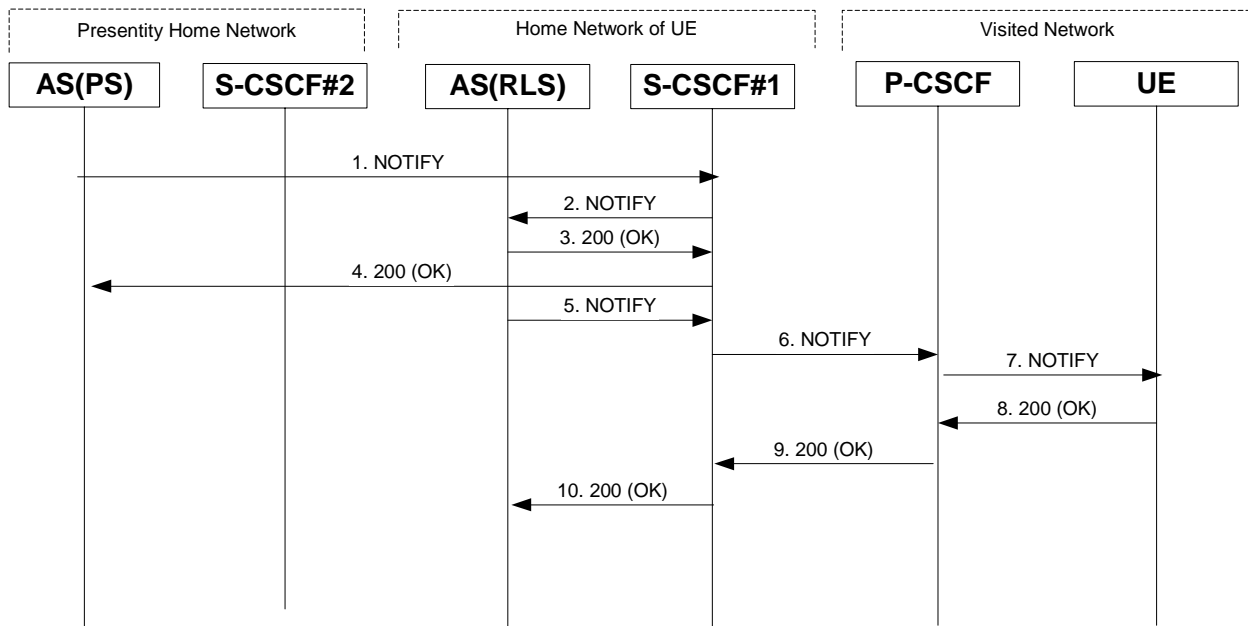
**Table A.5.2.1-6: 200 (OK) response (S-CSCF to PS)**

```
SIP/2.0 200 OK
Via: SIP/2.0/UDP SIP/2.0/UDP ps.home2.net;branch=z9hG4bK240f34.1
P-Charging-Vector: icid-value="AyretyU0dm+602IrT5tAFrbHLso=523551024"; orig-
    ioi=home1.net;term-ioi=home2.net
From:
To:
Call-ID:
CSeq:
Content-Length:
```

**P-Charging-Vector:** The S-CSCF inserts the originating Inter Operator Identifier (IOI) parameter and populates the identifier of its own network to the terminating Inter Operator Identifier (IOI) parameter of this header.

**A.5.3 Notification to resource list in a different network and notification to watcher in the visited network**

**A.5.3.1 Successful notification**



**Figure A.5.3.1-1: Notification to resource list in a different network and notification to watcher in the visited network**

Figure A.5.3.1-1 shows the PS providing presence event notification about a presentity to a RLS in a different network. This notification triggers the RLS to provide presence event notification to the watcher. The details of the signalling flows are as follows:

#### 1. NOTIFY request (PS to S-CSCF) – see example in table A.5.3.1-1

The PS determines which authorised watchers are entitled to receive presence information. For each appropriate watcher, the PS sends a NOTIFY request that contains the updated state of presence information. In this example the notification is only sent to the RLS.

The NOTIFY request may either contain the complete set of presence information, or only those presence tuples that have changed since the last notification. For this example, the complete set of presence information is sent.

**Table A.5.3.1-1: NOTIFY request (PS to S-CSCF)**

```

NOTIFY sip:rls.home1.net SIP/2.0
Via: SIP/2.0/UDP ps.home2.net;branch=z9hG4bK240f34.1
Max-Forwards: 70
P-Charging-Vector: icid-value="AyretyU0dm+602IrT5tAFrbHLso=623551024"; orig-ioi=home12.net
P-Charging-Function-Addresses: ccf=[5555::b99:c88:d77:e66]; ccf=[5555::a55:b44:c33:d22];
    ecf=[5555::1ff:2ee:3dd:4ee]; ecf=[5555::6aa:7bb:8cc:9dd]
Route: <sip:scscf1.home1.net;lr>
From: <sip:user2_public1@home2.net>;tag=151170
To: <sip:user1_public1@home1.net>;tag=31415
Call-ID: gahjt393yhakfh83hfas198a
CSeq: 43 NOTIFY
Subscription-State: active;expires=5000
Event: presence
Contact: <sip:ps.home2.net>
Content-Type: application/pidf+xml
Content-Length: (...)

<?xml version="1.0" encoding="UTF-8"?>
  <presence xmlns="urn:ietf:params:xml:ns:pidf"
    xmlns:es="urn:ietf:params:xml:ns:pidf:status:rp-id-status"
    xmlns:et="urn:ietf:params:xml:ns:pidf:rp-id-tuple"
    xmlns:ci="urn:ietf:params:xml:ns:pidf:cipid"
    xmlns:pcp="urn:ietf:params:xml:ns:simple-prescaps-ext"
    entity="pres:user2_public1@home2.net" >
    <tuple id="a8098a.672364762364">
      <status>
        <basic>closed</basic>
        <es:placetype until="2003-08-27T18:30:00Z">office</es:placetype>
        <es:privacy>public</es:privacy>
        <pcp:prescaps>
          <pcp:video negated="false"></pcp:video>
          <pcp:mobility>mobile</pcp:mobility>
          <pcp:audio negated="true"></pcp:audio>
        </pcp:prescaps>
      </status>
      <et:class>sip</et:class>
      <et:contact-type>service</et:contact-type>
      <contact priority="1.0">sip:user2_public1@home2.net</contact>
      <timestamp>2003-08-27T17:35:29Z</timestamp>
    </tuple>

    <tuple id="sfdds74.78">
      <status>
        <basic>open</basic>
      </status>
      <et:class>presentity</et:class>
      <et:contact-type>presentity</et:contact-type>
      <note xml:lang="en">I'm in a boring meeting</note>
      <note xml:lang="en">I'll be in Tokyo next week</note>
      <ci:homepage>http://example.com/~user2</ci:homepage>
      <ci:icon>http://example.com/~user2/icon.gif</ci:icon>
      <ci:card>http://example.com/~user2/card.vcd</ci:card>
      <timestamp>2003-08-27T12:00:30Z</timestamp>
    </tuple>
  </presence>

```

**P-Charging-Vector:** The PS populates the icid parameter with a globally unique value and populates the identifier of its own network to the originating Inter Operator Identifier (IOI) parameter of this header.

**P-Charging-Function-Addresses:** The PS populates the P-Charging-Function-Addresses header field to be passed to the S-CSCF.

## 2. NOTIFY request (S-CSCF to RLS) - see example in table A.5.3.1-2

The S-CSCF#1 forwards the NOTIFY request to the RLS.

**Table A.5.3.1-2: NOTIFY request (S-CSCF to RLS)**

```
NOTIFY sip:rls.home1.net SIP/2.0
Via: SIP/2.0/UDP scscf1.home1.net;branch=z9hG4bKehuehjgt, SIP/2.0/UDP
    scscf2.home2.net;branch=z9hG4bK764z87.1, SIP/2.0/UDP ps.home2.net;branch=z9hG4bK348923.1
Max-Forwards: 69
P-Charging-Vector:
P-Charging-Function-Addresses:
Record-Route: <sip:scscf1.home1.net;lr>
From:
To:
Call-ID:
CSeq:
Subscription-State:
Event:
Contact:
Content-Type:
Content-Length:

(...)
```

**P-Charging-Vector:** The S-CSCF stores the originating Inter Operator Identifier (IOI) parameter and populates the identifier of its own network to the originating Inter Operator Identifier (IOI) parameter of this header.

**P-Charging-Function-Addresses:** The S-CSCF stores the P-Charging-Function-Addresses header field and passes this header to the RLS.

## 3. 200 (OK) response (RLS to S-CSCF) – see example in table A.5.3.1-3

The RLS generates a 200 (OK) response to the NOTIFY request.

**Table A.5.3.1-3: 200 (OK) response (RLS to S-CSCF)**

```
SIP/2.0 200 OK
Via:
P-Charging-Vector: icid-value="AyretyU0dm+602IrT5tAFrbHLso=623551024"; orig-
    ioi=home1.net;term-ioi=home1.net
From:
To:
Call-ID:
CSeq:
Content-Length: 0
```

**P-Charging-Vector:** The RLS stores the terminating Inter Operator Identifier (IOI) parameter and populates the identifier of its own network to the terminating Inter Operator Identifier (IOI) parameter of this header.

## 4. 200 (OK) response (S-CSCF to PS) – see example in table A.5.3.1-4

The S-CSCF#1 forwards the 200 (OK) response to the PS.

**Table A.5.3.1-4: 200 (OK) response (S-CSCF to PS)**

```
SIP/2.0 200 OK
Via: SIP/2.0/UDP ps.home2.net;branch=z9hG4bK348923.1
P-Charging-Vector: icid-value="AyretyU0dm+602IrT5tAFrbHLso=623551024"; orig-
    ioi=home1.net:term-ioi=home1.net
From:
To:
Call-ID:
CSeq:
Content-Length:
```

**P-Charging-Vector:** The S-CSCF stores the terminating Inter Operator Identifier (IOI) parameter and populates the identifier of its own network to the terminating Inter Operator Identifier (IOI) parameter of this header.

**5. NOTIFY request (RLS to S-CSCF#1) – see example in table A.5.3.1-5**

The RLS may decide to wait for other notifications and combine them in a single notification towards the UE or it sends the notification to the UE without any waiting. In this example, the RLS does not wait for other notifications.

Table A.5.3.1-5: NOTIFY request (RLS to S-CSCF)

```

NOTIFY sip:[5555::aaa:bbb:ccc:ddd]:1357;comp=sigcomp SIP/2.0
Via: SIP/2.0/UDP rls.home1.net;branch=z9hG4bK240f34.1
Max-Forwards: 70
P-Charging-Vector: icid-value="AyretyU0dm+602IrT5tAFrbHLso=723551024"; orig-oi=home1.net
P-Charging-Function-Addresses: ccf=[5555::b99:c88:d77:e66]; ccf=[5555::a55:b44:c33:d22];
    ecf=[5555::1ff:2ee:3dd:4ee]; ecf=[5555::6aa:7bb:8cc:9dd]
Route: <sip:scscf1.home1.net;lr>, <sip:pcscf1.visited1.net;lr>
From: <sip:user1_list1@home1.net>;tag=151170
To: <sip:user1_public1@home1.net>;tag=31415
Call-ID: gahjt393yhakfh83hfas198a
CSeq: 90 NOTIFY
Subscription-State: active;expires=4500
Require: eventlist
Event: presence
Contact: <sip:rls.home1.net>
Content-Type: multipart/related;type="application/rlmi+xml";
    start="<njhhsdhj@rls.home1.net>" ;boundary="70UBfW7L78hjgfgUPe5z"
Content-Length: (...)

--70UBfW7L78hjgfgUPe5z
Content-Transfer-Encoding: binary
Content-ID: <njhhsdhj@rls.home1.net>
Content-Type: application/rlmi+xml; charset="UTF-8"

<?xml version="1.0" encoding="UTF-8"?>
  <list xmlns="urn:ietf:params:xml:ns:rli"
    uri="sip:user1_list1@home1.net"
    version="2"
    fullState="false"
    <resource uri="pres:user2_public1@home2.net" name="Kovacs Janos">
      <instance id="hqzsuxtfyg" state="active" cid="uhjgfd@rls.home1.net"/>
    </resource>
  </list>

--70UBfW7L78hjgfgUPe5z
Content-Transfer-Encoding: binary
Content-ID: <uhjgfd@rls.home1.net>
Content-Type: application/pidf+xml; charset="UTF-8"

<?xml version="1.0" encoding="UTF-8"?>
  <presence xmlns="urn:ietf:params:xml:ns:pidf"
    xmlns:es="urn:ietf:params:xml:ns:pidf:status:rp-id-status"
    xmlns:et="urn:ietf:params:xml:ns:pidf:rp-id-tuple"
    xmlns:ci="urn:ietf:params:xml:ns:pidf:cid"
    xmlns:pcp="urn:ietf:params:xml:ns:simple-prescaps-ext"
    entity="pres:user2_public1@home2.net">
    <tuple id="a8098a.672364762364">
      <status>
        <basic>closed</basic>
        <es:placetype until="2003-08-27T18:30:00Z">office</es:placetype>
        <es:privacy>public</es:privacy>
        <pcp:prescaps>
          <pcp:video negated="false"></pcp:video>
          <pcp:mobility>mobile</pcp:mobility>
          <pcp:audio negated="true"></pcp:audio>
        </pcp:prescaps>
      </status>
      <et:class>sip</et:class>
      <et:contact-type>service</et:contact-type>
      <contact priority="1.0">sip:user2_public1@home2.net</contact>
      <timestamp>2003-08-27T17:35:29Z</timestamp>
    </tuple>
    <tuple id="sfdds74.78">
      <status>
        <basic>open</basic>
      </status>
      <et:class>presentity</et:class>
      <et:contact-type>presentity</et:contact-type>
      <note xml:lang="en">I'm in a boring meeting</note>
      <note xml:lang="en">I'll be in Tokyo next week</note>
      <ci:homepage>http://example.com/~user2/</ci:homepage>
      <ci:icon>http://example.com/~user2/icon.gif</ci:icon>
      <ci:card>http://example.com/~user2/card.vcd</ci:card>
      <timestamp>2003-08-27T12:00:30Z</timestamp>
    </tuple>
  </presence>

```

```

    </tuple>

  </presence>

--70UBfW7L78hjfgUPe5z

```

**P-Charging-Vector:** The RLS populates the icid parameter with a globally unique value and populates the identifier of its own network to the originating Inter Operator Identifier (IOI) parameter of this header.

**P-Charging-Function-Addresses:** The RLS populates the P-Charging-Function-Addresses header field to be passed to the S-CSCF.

#### 6. NOTIFY request (S-CSCF to P-CSCF) – see example in table A.5.3.6

The S-CSCF forwards the NOTIFY request to the P-CSCF.

**Table A.5.3.1-6: NOTIFY request (S-CSCF to P-CSCF)**

```

NOTIFY sip:[5555::aaa:bbb:ccc:ddd]:1357;comp=sigcomp SIP/2.0
Via: SIP/2.0/UDP scscf1.home1.net;branch=z9hG4bK332b23.1, SIP/2.0/UDP
    rls.home1.net;branch=z9hG4bK240f34.1
Max-Forwards: 69
P-Charging-Vector: icid-value="AyretyU0dm+602IrT5tAFrbHLso=723551024"
P-Charging-Function-Addresses:
Route: <sip:pcscf1.visited1.net;lr>
Record-Route: <sip:scscf1.home1.net;lr>
From:
To:
Call-ID:
CSeq:
Subscription-State:
Require:
Event:
Contact:
Content-Type:
Content-Length:

(...)

```

**P-Charging-Vector:** The S-CSCF stores the originating Inter Operator Identifier (IOI) parameter.

**P-Charging-Function-Addresses:** The S-CSCF stores the P-Charging-Function-Addresses header field and passes this header to the P-CSCF.

#### 7. NOTIFY request (P-CSCF to UE) – see example in table A.5.3.1-7

The P-CSCF forwards the NOTIFY request to the UE.

**Table A.5.3.1-7: NOTIFY request (P-CSCF to UE)**

```

NOTIFY sip:[5555::aaa:bbb:ccc:ddd]:1357;comp=sigcomp SIP/2.0
Via: SIP/2.0/UDP pcscf1.visited1.net;branch=240f34.1, SIP/2.0/UDP
    scscf1.home1.net;branch=z9hG4bK332b23.1, SIP/2.0/UDP
    rls.home1.net;branch=z9hG4bK240f34.1
Max-Forwards: 68
Record-Route: <sip:scscf1.home1.net;lr>, <sip:pcscf1.visited1.net:7531;lr;comp=sigcomp>
From:
To:
Call-ID:
CSeq:
Subscription-State:
Require:
Event:
Contact:
Content-Type:
Content-Length:

(...)

```

### 8. 200 (OK) response (UE to P-CSCF) – see example in table A.5.3.1-8

The UE acknowledges the NOTIFY request with a 200 (OK) response to the P-CSCF.

**Table A.5.3.1-8: 200 (OK) response (UE to P-CSCF)**

```
SIP/2.0 200 OK
Via: SIP/2.0/UDP pcscf1.visited1.net;branch=240f34.1, SIP/2.0/UDP
     scscf1.home1.net;branch=z9hG4bK332b23.1, SIP/2.0/UDP
     rls.home1.net;branch=z9hG4bK240f34.1
P-Access-Network-Info: 3GPP-UTRAN-TDD; utran-cell-id-3gpp=234151D0FCE11
From:
To:
Call-ID:
CSeq:
Content-Length: 0
```

### 9. 200 (OK) response (P-CSCF to S-CSCF) – see example in table A.5.3.1-9

The P-CSCF forwards the 200 (OK) response to the S-CSCF.

**Table A.5.3.1-9: 200 (OK) response (P-CSCF to S-CSCF)**

```
SIP/2.0 200 OK
Via: SIP/2.0/UDP scscf1.home1.net;branch=z9hG4bK332b23.1, SIP/2.0/UDP
     rls.home1.net;branch=z9hG4bK240f34.1
P-Access-Network-Info:
P-Charging-Vector: icid-value="AyretyU0dm+602IrT5tAFrbHLso=723551024"
From:
To:
Call-ID:
CSeq:
Content-Length:
```

### 10. 200 (OK) response (S-CSCF to RLS) – see example in table A.5.3.1-10

The S-CSCF forwards the response to the RLS in the home network of the presentity.

**Table A.5.3.1-10: 200 (OK) response (S-CSCF to RLS)**

```
SIP/2.0 200 OK
Via: SIP/2.0/UDP rls.home1.net;branch=z9hG4bK240f34.1
P-Access-Network-Info:
P-Charging-Vector: icid-value="AyretyU0dm+602IrT5tAFrbHLso=723551024"; orig-
     ioi=home1.net;term-ioi=home1.net
P-Charging-Function-Addresses: ccf=[5555::b99:c88:d77:e66]; ccf=[5555::a55:b44:c33:d22];
     ecf=[5555::1ff:2ee:3dd:4ee]; ecf=[5555::6aa:7bb:8cc:9dd]
From:
To:
Call-ID:
CSeq:
Content-Length:
```

**P-Charging-Vector:** The S-CSCF stores the terminating Inter Operator Identifier (IOI) parameter and populates the identifier of its own network to the terminating Inter Operator Identifier (IOI) parameter of this header.

**P-Charging-Function-Addresses:** The S-CSCF stores the P-Charging-Function-Addresses header field and passes this header to the RLS.

## A.6 PUA subscribing to his own watcher list and receiving notification of new watcher subscriptions

### A.6.1 Introduction

This subclause covers the signalling flows that show how a PUA can subscribe to his own watcher list.



A.6.2 PUA subscribing to watcher list and receiving a notification of an already pending watcher subscription followed by a notification of a subscription from a new watcher not already in the watcher list

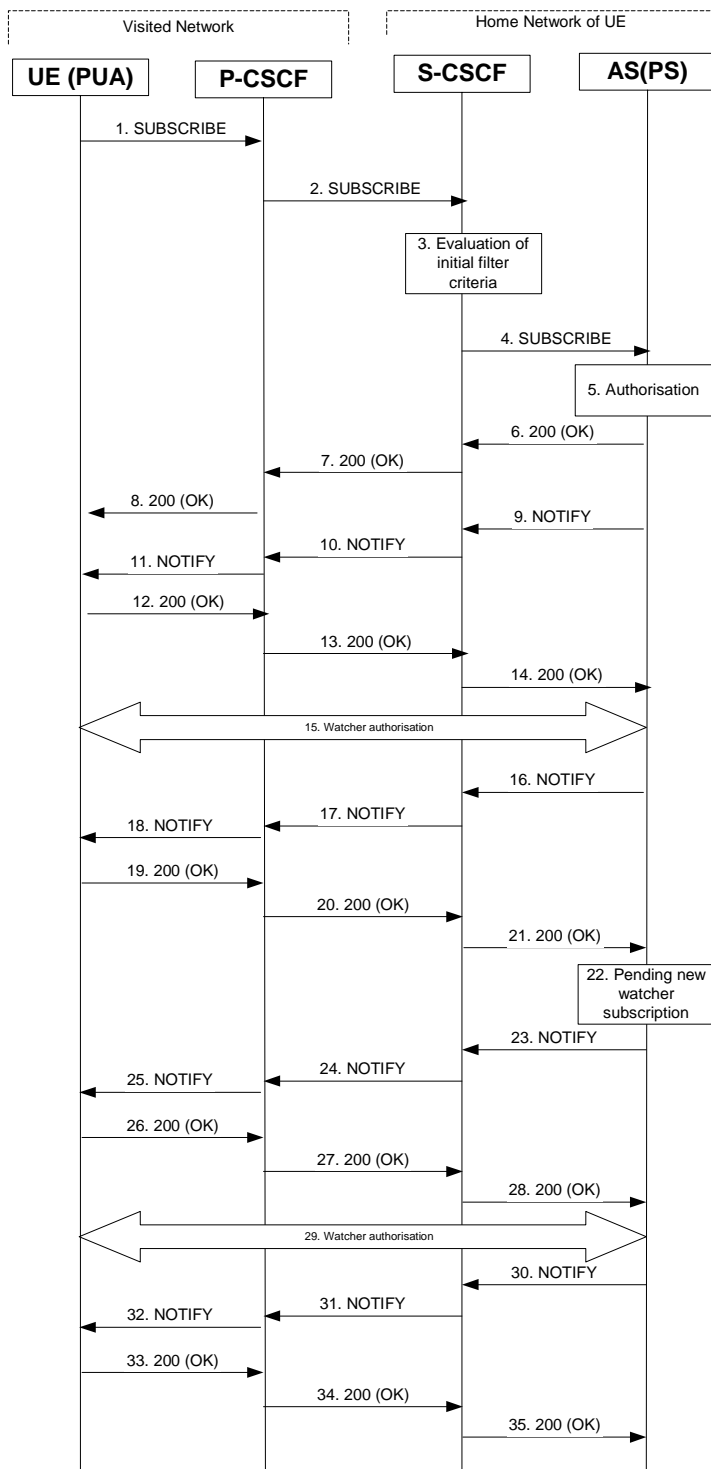


Figure A.6.2-1: PUA subscribing to watcher list and receiving a notification of an already pending watcher subscription followed by a notification of a subscription from a new watcher not already in the watcher list

Figure A.6.2-1 shows a PUA subscribing to watcher list and receiving a notification of an already pending watcher subscription followed by a notification of a subscription from a new watcher not already in the watcher list. In this example a partial state watcher-info document is transported in the notify for the second watcher subscription. The details of the signalling flows as follows:

#### 1. SUBSCRIBE request (UE to P-CSCF) – see example in table A.6.2-1

The presentity wishes to watch his own watcher information, therefore he subscribes for the watcher information template-package of presence. The UE generates a SUBSCRIBE request containing the presence.wininfo event, together with an indication of the length of time this periodic subscription should last.

**Table A.6.2-1: SUBSCRIBE request (UE to P-CSCF)**

```
SUBSCRIBE sip:user1_public1@home1.net SIP/2.0
Via: SIP/2.0/UDP [5555::aaa:bbb:ccc:ddd]:1357;comp=sigcomp;branch=z9hG4bKehuefdam
Max-Forwards: 70
P-Access-Network-Info: 3GPP-UTRAN-TDD; utran-cell-id-3gpp=234151D0FCE11
Route: <sip:pcscf1.visited1.net:7531;lr;comp=sigcomp>, <sip:orig@scscf1.home1.net;lr>
P-Preferred-Identity: <sip:user1_public1@home1.net>
Privacy: none
From: <sip:user1_public1@home1.net>;tag=31415
To: <sip:user1_public1@home1.net>
Call-ID: b89rjhnedlrfjflslj40a222
CSeq: 123 SUBSCRIBE
Require: sec-agree
Proxy-Require: sec-agree
Security-Verify: ipsec-3gpp; q=0.1; alg=hmac-sha-1-96; spi-c=98765432; spi=87654321; port-
c=8642; port-s=7531
Event: presence.wininfo
Expires: 7200
Accept: application/watcherinfo+xml
Contact: <sip:[5555::aaa:bbb:ccc:ddd]:1357;comp=sigcomp>
Content-Length: 0
```

**Request URI:** Public user identity whose events the subscriber subscribes to. In this case the Public User Identity of the presentity in SIP URI format.

**Event:** This field is populated with the value 'presence.wininfo' to specify the use of the watcher information template-package of presence.

**Accept:** This field is populated with the value 'application/watcherinfo+xml' indicating that the UE supports this body type for notification.

**To:** Same as the Request-URI.

#### 2. SUBSCRIBE request (P-CSCF to S-CSCF) – see example in table A.6.2-2

The P-CSCF looks up the serving network information for the public user identity that was stored during the registration procedure. The SUBSCRIBE request is forwarded to the S-CSCF. A Route header is inserted into SUBSCRIBE request.

**Table A.6.2-2: SUBSCRIBE request (P-CSCF to S-CSCF)**

```

SUBSCRIBE sip:user1_public1@home1.net SIP/2.0
Via: SIP/2.0/UDP pcscf1.visited1.net;branch=z9hG4bK120f34.1 ,SIP/2.0/UDP
    [5555::aaa:bbb:ccc:ddd]:1357;comp=sigcomp;branch=z9hG4bKehuefdam
P-Access-Network-Info:
Max-Forwards: 69
P-Asserted-Identity: <sip:user1_public1@home1.net>
P-Charging-Vector: icid-value="AyretyU0dm+602IrT5tAFrbHLso=023551024"
Privacy:
Route: <sip:orig@scscf1.home1.net;lr>
Record-Route: <sip:pcscf1.visited1.net;lr>
From:
To:
Call-ID:
CSeq:
Event:
Expires:
Accept:
Contact:
Content-Length:

```

**3. Evaluation of initial filter criteria**

The S-CSCF validates the service profile of this subscriber and evaluates the initial filter criteria. For sip:user1\_public1@home1.net the S-CSCF has originating initial Filter Criteria with Service Point Trigger of Method = SUBSCRIBE AND Event = 'presence.winfo' that informs the S-CSCF to route the SUBSCRIBE request to the Application Server sip:ps.home1.net.

**4. SUBSCRIBE request (S-CSCF to PS) – see example in table A.6.2-4**

The S-CSCF forwards the SUBSCRIBE request to the PS.

**Table A.6.2-4: SUBSCRIBE request (S-CSCF to PS)**

```

SUBSCRIBE sip:user1_public1@home1.net SIP/2.0
Via: SIP/2.0/UDP scscf1.home1.net;branch=z9hG4bK344a65.1, SIP/2.0/UDP
    pcscf1.visited1.net;branch=z9hG4bK120f34.1, SIP/2.0/UDP
    [5555::aaa:bbb:ccc:ddd]:1357;comp=sigcomp;branch=z9hG4bKehuefdam
P-Access-Network-Info:
Max-Forwards: 68
P-Asserted-Identity: <sip:user1_public1@home1.net>, <tel:+1-212-555-1111>
P-Charging-Vector: icid-value="AyretyU0dm+602IrT5tAFrbHLso=023551024"; orig-ioi=home1.net
P-Charging-Function-Addresses: ccf=[5555::b99:c88:d77:e66]; ccf=[5555::a55:b44:c33:d22];
    ecf=[5555::1ff:2ee:3dd:4ee]; ecf=[5555::6aa:7bb:8cc:9dd]
Privacy:
Route: <sip:ps.home1.net;lr>, <sip:scscf1.home1.net;lr>
Record-Route: <sip:scscf1.home1.net;lr>, <sip:pcscf1.visited1.net;lr>
From:
To:
Call-ID:
CSeq:
Event:
Expires:
Accept:
Contact:
Content-Length:

```

**P-Charging-Vector:** The S-CSCF inserts the originating Inter Operator Identifier (IOI) parameter received and populates the identifier of its own network to the originating Inter Operator Identifier (IOI) parameter of this header.

**P-Charging-Function-Addresses:** The S-CSCF stores the P-Charging-Function-Addresses header field and passes this header to the PS.

**5. Authorisation**

The PS performs the necessary authorisation checks on the originator. In this example, the originator is the owner of the watcher information, so he/she is authorised to see the full watcher information.

In other examples (when the originator is not the owner of the watcher information) subscribers are only allowed to monitor the state of their own subscription, which means that they will receive notifications only containing the state of their own subscription.

#### 6. 200 (OK) response (PS to S-CSCF) - see example in table A.6.2-6

The PS sends the response to the S-CSCF.

**Table A.6.2-6: 200 (OK) response (PS to S-CSCF)**

```
SIP/2.0 200 OK
Via: SIP/2.0/UDP scscf1.home1.net;branch=z9hG4bK344a65.1, SIP/2.0/UDP
    pcscf1.visited1.net;branch=z9hG4bK120f34.1, SIP/2.0/UDP
    [5555::aaa:bbb:ccc:ddd]:1357;comp=sigcomp;branch=z9hG4bKehuefdam
P-Charging-Vector: icid-value="AyretyU0dm+602IrT5tAFrbHLso=023551024"; orig-
    ioi=home1.net;term-ioi=home1.net
P-Charging-Function-Addresses: ccf=[5555::b99:c88:d77:e66]; ccf=[5555::a55:b44:c33:d22];
    ecf=[5555::1ff:2ee:3dd:4ee]; ecf=[5555::6aa:7bb:8cc:9dd]
Record-Route:
From:
To: <sip:user1_public1@home1.net>;tag=151170
Call-ID:
CSeq:
Expires:
Contact: <sip:ps.home1.net>
Content-Length: 0
```

**P-Charging-Vector:** The PS stores the originating Inter Operator Identifier (IOI) parameter and populates the identifier of its own network to the terminating Inter Operator Identifier (IOI) parameter of this header.

**P-Charging-Function-Addresses:** The PS stores the P-Charging-Function-Addresses header field and passes this header to the S-CSCF.

#### 7. 200 (OK) response (S-CSCF to P-CSCF) - see example in table A.6.2-7

The S-CSCF forwards the response to the P-CSCF.

**Table A.6.2-7: 200 (OK) response (S-CSCF to P-CSCF)**

```
SIP/2.0 200 OK
Via: SIP/2.0/UDP pcscf1.visited1.net;branch=z9hG4bK120f34.1, SIP/2.0/UDP
    [5555::aaa:bbb:ccc:ddd]:1357;comp=sigcomp;branch=z9hG4bKehuefdam
P-Charging-Vector: icid-value="AyretyU0dm+602IrT5tAFrbHLso=023551024"
Record-Route:
From:
To:
Call-ID:
CSeq:
Expires:
Contact:
Content-Length:
```

**P-Charging-Vector:** The S-CSCF stores the terminating Inter Operator Identifier (IOI) parameter.

#### 8. 200 (OK) response (P-CSCF to UE) - see example in table A.6.2-8

The P-CSCF forwards the response to the PUA in the UE.

**Table A.6.2-8: 200 (OK) response (P-CSCF to UE)**

```
SIP/2.0 200 OK
Via: SIP/2.0/UDP [5555::aaa:bbb:ccc:ddd]:1357;comp=sigcomp;branch=z9hG4bKehuefdam
Record-Route: <sip:orig@scscf1.home1.net;lr>, <sip:pcscf1.home1.net:7531;lr;comp=sigcomp>
From:
To:
Call-ID:
CSeq:
Expires:
Contact:
Content-Length:
```

**9. NOTIFY request (PS to S-CSCF) – see example in table A.6.2-9**

After the PS generated a 200 (OK) response to the SUBSCRIBE request from the UE, it generates a NOTIFY request containing the current state of the watcher information. The watcher information contains one pending subscription.

**Table A.6.2-9 NOTIFY request (PS to S-CSCF)**

```
NOTIFY sip:[5555::aaa:bbb:ccc:ddd]:1357;comp=sigcomp SIP/2.0
Via: SIP/2.0/UDP ps.home1.net;branch=z9hG4bK240f34.1
Max-Forwards: 70
P-Charging-Vector: icid-value="AyretyU0dm+602IrT5tAFrbHLso=123551024"; orig-ioi=home1.net
P-Charging-Function-Addresses: ccf=[5555::b99:c88:d77:e66]; ccf=[5555::a55:b44:c33:d22];
    ecf=[5555::1ff:2ee:3dd:4ee]; ecf=[5555::6aa:7bb:8cc:9dd]
Route: <sip:scscf1.home1.net;lr>, <sip:pcscf1.visited1.net;lr>
From: <sip:user1_public1@home1.net>;tag=151170
To: <sip:user1_public1@home1.net>;tag=31415
Call-ID: b89rjhnedlrfjflslj40a222
CSeq: 89 NOTIFY
Subscription-State: active;expires=7200
Event: presence.wininfo
Contact: <sip:ps.home1.net>
Content-Type: application/watcherinfo+xml
Content-Length: (...)

<?xml version="1.0"?>
  <watcherinfo xmlns="urn:ietf:params:xml:ns:watcherinfo"
    version="0" state="full">
    <watcher-list resource="sip:user1_public1@home1.net" package="presence">
      <watcher id="77ajsyy76" event="subscribe"
        status="pending">sip:user2_public1@home2.net</watcher>
    </watcher-list>
  </watcherinfo>
```

**P-Charging-Vector:** The PS populates the icid parameter with a globally unique value and populates the identifier of its own network to the originating Inter Operator Identifier (IOI) parameter of this header.

**P-Charging-Function-Addresses:** The PS populates the P-Charging-Function-Addresses header field to be passed to the S-CSCF.

**10. NOTIFY request (S-CSCF to P-CSCF) – see example in table A.6.2-10**

The S-CSCF forwards the NOTIFY request to the P-CSCF.

**Table A.6.2-10: NOTIFY request (S-CSCF to P-CSCF)**

```

NOTIFY sip:[5555::aaa:bbb:ccc:ddd]:1357;comp=sigcomp SIP/2.0
Via: SIP/2.0/UDP scscf1.home1.net;branch=z9hG4bK332b23.1, SIP/2.0/UDP
    ps.home1.net;branch=z9hG4bK240f34.1
Max-Forwards: 69
P-Charging-Vector: icid-value="AyretyU0dm+602IrT5tAFrbHLso=123551024"
P-Charging-Function-Addresses:
Route: <sip:pcscf1.visited1.net;lr>
Record-Route: <sip:scscf1.home1.net;lr>
From:
To:
Call-ID:
CSeq:
Subscription-State:
Event:
Contact:
Content-Type:
Content-Length:

(...)

```

**P-Charging-Vector:** The S-CSCF stores the originating Inter Operator Identifier (IOI) parameter received.

**P-Charging-Function-Addresses:** The S-CSCF stores the P-Charging-Function-Addresses header field and passes this header to the P-CSCF.

#### 11. NOTIFY request (P-CSCF to UE) – see example in table A.6.2-11

The P-CSCF forwards the NOTIFY request to the PUA in the UE.

**Table A.6.2-11: NOTIFY request (P-CSCF to UE)**

```

NOTIFY sip:[5555::aaa:bbb:ccc:ddd]:1357;comp=sigcomp SIP/2.0
Via: SIP/2.0/UDP pcscf1.visited1.net;branch=240f34.1, SIP/2.0/UDP
    scscf1.home1.net;branch=z9hG4bK351g45.1, SIP/2.0/UDP ps.home2.net;branch=z9hG4bK348923.1
Record-Route: <sip:scscf1.home1.net;lr>, <sip:pcscf1.home1.net:7531;lr;comp=sigcomp>
Max-Forwards: 68
From:
To:
Call-ID:
CSeq:
Subscription-State:
Event:
Contact:
Content-Type:
Content-Length:

(...)

```

#### 12. 200 (OK) response (UE to P-CSCF) – see example in table A.6.2-12

The PUA on the UE determines that this is a full state watcher-info document and replaces any current watcher-info with the new document. The UE acknowledges the NOTIFY request with a 200 (OK) response to the P-CSCF.

**Table A.6.2-12: 200 (OK) response (UE to P-CSCF)**

```

SIP/2.0 200 OK
Via: SIP/2.0/UDP pcscf1.visited1.net;branch=240f34.1, SIP/2.0/UDP
    scscf2.home2.net;branch=z9hG4bK764z87.1, SIP/2.0/UDP ps.home2.net;branch=z9hG4bK348923.1
P-Access-Network-Info: 3GPP-UTRAN-TDD; utran-cell-id-3gpp=234151D0FCE11
From:
To:
Call-ID:
CSeq:
Content-Length: 0

```

#### 13. 200 (OK) response (P-CSCF to S-CSCF) – see example in table A.6.2-13

The P-CSCF forwards the 200 (OK) response to the S-CSCF.

**Table A.6.2-13: 200 (OK) response (P-CSCF to S-CSCF)**

```
SIP/2.0 200 OK
Via: SIP/2.0/UDP scscf1.home1.net;branch=z9hG4bK332b23.1, SIP/2.0/UDP
    ps.home1.net;branch=z9hG4bK240f34.1
P-Access-Network-Info:
P-Charging-Vector: icid-value="AyretyU0dm+602IrT5tAFrbHLso=123551024"
From:
To:
Call-ID:
CSeq:
Content-Length:
```

#### 14. 200 (OK) response (S-CSCF to PS) – see example in table A.6.2-14

The P-CSCF forwards the response to the PS in the home network of the UE.

**Table A.6.2-14: 200 (OK) response (S-CSCF to PS)**

```
SIP/2.0 200 OK
Via: SIP/2.0/UDP ps.home1.net;branch=z9hG4bK240f34.1
P-Access-Network-Info:
P-Charging-Vector: icid-value="AyretyU0dm+602IrT5tAFrbHLso=123551024"; orig-
    ioi=home1.net;term-ioi=home1.net
From:
To:
Call-ID:
CSeq:
Content-Length:
```

**P-Charging-Vector:** The S-CSCF inserts the terminating Inter Operator Identifier (IOI) parameter received and populates the identifier of its own network to the terminating Inter Operator Identifier (IOI) parameter of this header.

#### 15. Authorisation of watcher

The presentity determines to allow the watcher to access the presence information. The PUA modifies the subscription authorisation policy by authorising presence information for sip:user2\_public1@home1.net.

#### 16. NOTIFY request (PS to S-CSCF) – see example in table A.6.2-16

The authorisation event means changes in the watcher information, which triggers a new NOTIFY request. The watcher information included in the NOTIFY request contains the accepted subscription of sip:user2\_public1@home1.net.

**Table A.6.2-16: NOTIFY request (PS to S-CSCF)**

```

NOTIFY sip:[5555::aaa:bbb:ccc:ddd]:1357;comp=sigcomp SIP/2.0
Via: SIP/2.0/UDP ps.home1.net;branch=z9hG4bK240f34.1
Max-Forwards: 70
P-Charging-Vector: icid-value="AyretyU0dm+602IrT5tAFrbHLso=223551024"; orig-oi=home1.net
P-Charging-Function-Addresses: ccf=[5555::b99:c88:d77:e66]; ccf=[5555::a55:b44:c33:d22];
    ecf=[5555::1ff:2ee:3dd:4ee]; ecf=[5555::6aa:7bb:8cc:9dd]
Route: <sip:scscf1.home1.net;lr>, <sip:pcscf1.visited1.net;lr>
From: <sip:user1_public1@home1.net>;tag=151170
To: <sip:user1_public1.home1.net>;tag=31415
Call-ID: b89rjhnedlrfjflslj40a222
CSeq: 90 NOTIFY
Subscription-State: active;expires=4900
Event: presence.wininfo
Contact: <sip:ps.home1.net>
Content-Type: application/watcherinfo+xml
Content-Length: (...)

<?xml version="1.0"?>
  <watcherinfo xmlns="urn:ietf:params:xml:ns:watcherinfo"
    version="0" state="full">
    <watcher-list resource="sip:user1_public1@home1.net" package="presence">
      <watcher id="77ajsyy76" event="subscribe"
        status="active">sip:user2_public1@home2.net</watcher>
    </watcher-list>
  </watcherinfo>

```

**P-Charging-Vector:** The PS populates the icid parameter with a globally unique value and populates the identifier of its own network to the originating Inter Operator Identifier (IOI) parameter of this header.

**P-Charging-Function-Addresses:** The PS populates the P-Charging-Function-Addresses header field to be passed to the S-CSCF.

#### 17. NOTIFY request (S-CSCF to P-CSCF) – see example in table A.6.2-17

The S-CSCF forwards the NOTIFY request to the P-CSCF.

**Table A.6.2-17: NOTIFY request (S-CSCF to P-CSCF)**

```

NOTIFY sip:[5555::aaa:bbb:ccc:ddd]:1357;comp=sigcomp SIP/2.0
Via: SIP/2.0/UDP scscf1.home1.net;branch=z9hG4bK332b23.1, SIP/2.0/UDP
    ps.home1.net;branch=z9hG4bK240f34.1
Max-Forwards: 69
P-Charging-Vector: icid-value="AyretyU0dm+602IrT5tAFrbHLso=223551024"
P-Charging-Function-Addresses: ccf=[5555::b99:c88:d77:e66]; ccf=[5555::a55:b44:c33:d22];
    ecf=[5555::1ff:2ee:3dd:4ee]; ecf=[5555::6aa:7bb:8cc:9dd]
Route: <sip:pcscf1.visited1.net;lr>
Record-Route: <sip:scscf1.home1.net;lr>
From:
To:
Call-ID:
CSeq:
Subscription-State:
Event:
Contact:
Content-Type:
Content-Length:

(...)

```

**P-Charging-Vector:** The S-CSCF passes this header received.

**P-Charging-Function-Addresses:** The S-CSCF stores the P-Charging-Function-Addresses header field and passes this header to the P-CSCF.

#### 18. NOTIFY request (P-CSCF to UE) – see example in table A.6.2-18

The P-CSCF forwards the NOTIFY request to the PUA in the UE.



**Table A.6.2-18: NOTIFY request (P-CSCF to UE)**

```

NOTIFY sip:[5555::aaa:bbb:ccc:ddd]:1357;comp=sigcomp SIP/2.0
Via: SIP/2.0/UDP pcscf1.visited1.net;branch=240f34.1, SIP/2.0/UDP
    scscf1.home1.net;branch=z9hG4bK351g45.1, SIP/2.0/UDP ps.home2.net;branch=z9hG4bK348923.1
Record-Route: <sip:scscf1.home1.net;lr>, <sip:pcscf1.home1.net:7531;lr;comp=sigcomp>
Max-Forwards: 68
From:
To:
Call-ID:
CSeq:
Subscription-State:
Event:
Contact:
Content-Type:
Content-Length:

(...)

```

**19. 200 (OK) response (UE to P-CSCF) – see example in table A.6.2-19**

The PUA determines that this is a full state watcher-info document and replaces any current watcher-info with the new document. The UE acknowledges the NOTIFY request with a 200 (OK) response to the P-CSCF.

**Table A.6.2-19: 200 (OK) response (UE to P-CSCF)**

```

SIP/2.0 200 OK
Via: SIP/2.0/UDP pcscf1.visited1.net;branch=240f34.1, SIP/2.0/UDP
    scscf2.home2.net;branch=z9hG4bK764z87.1, SIP/2.0/UDP ps.home2.net;branch=z9hG4bK348923.1
P-Access-Network-Info: 3GPP-UTRAN-TDD; utran-cell-id-3gpp=234151D0FCE11
From:
To:
Call-ID:
CSeq:
Content-Length: 0

```

**20. 200 (OK) response (P-CSCF to S-CSCF) – see example in table A.6.2-20**

The P-CSCF forwards the 200 (OK) response to the S-CSCF.

**Table A.6.2-20: 200 (OK) response (P-CSCF to S-CSCF)**

```

SIP/2.0 200 OK
Via: SIP/2.0/UDP scscf1.home1.net;branch=z9hG4bK332b23.1, SIP/2.0/UDP
    ps.home1.net;branch=z9hG4bK240f34.1
P-Access-Network-Info:
P-Charging-Vector: icid-value="AyretyU0dm+602IrT5tAFrbHLso=223551024"
From:
To:
Call-ID:
CSeq:
Content-Length:

```

**21. 200 (OK) response (S-CSCF to PS) – see example in table A.6.2-21**

The P-CSCF forwards the response to the PS in the home network of the UE.

**Table A.6.2-21: 200 (OK) response (S-CSCF to PS)**

```

SIP/2.0 200 OK
Via: SIP/2.0/UDP ps.home1.net;branch=z9hG4bK240f34.1
P-Access-Network-Info:
P-Charging-Vector: icid-value="AyretyU0dm+602IrT5tAFrbHLso=223551024"; orig-ioi=home1.net
                    term-ioi=visited1.net
From:
To:
Call-ID:
CSeq:
Content-Length:

```

**P-Charging-Vector:** The PS inserts the originating Inter Operator Identifier (IOI) parameter received and populates the identifier of its own network to the terminating Inter Operator Identifier (IOI) parameter of this header.

## 22. Pending new watcher subscription

The PS receives a SUBSCRIBE request from a new watcher and performs the necessary authorisation checks on the originator and determines that this is a new watcher that is not yet in the watcher list.

## 23. NOTIFY request (PS to S-CSCF) – see example in table A.6.2-23

The PS generates a NOTIFY request containing the current state of the watcher information. The watcher information contains one pending subscription. Partial state is used for the watcher-info document transported in this subsequent notification.

**Table A.6.2-23 NOTIFY request (PS to S-CSCF)**

```

NOTIFY sip:[5555::aaa:bbb:ccc:ddd]:1357;comp=sigcomp SIP/2.0
Via: SIP/2.0/UDP ps.home1.net;branch=z9hG4bK240f34.1
Max-Forwards: 70
P-Charging-Vector: icid-value="AyretyU0dm+602IrT5tAFrbHLso=323551024"; orig-ioi=home1.net
P-Charging-Function-Addresses: ccf=[5555::b99:c88:d77:e66]; ccf=[5555::a55:b44:c33:d22];
                               ecf=[5555::1ff:2ee:3dd:4ee]; ecf=[5555::6aa:7bb:8cc:9dd]
Route: <sip:scscf1.home1.net;lr>, <sip:pcscf1.visited1.net;lr>
From: <sip:user1_public1@home1.net>;tag=151170
To: <sip:user1_public1.home1.net>;tag=31415
Call-ID: b89rjhnedlrfjflslj40a222
CSeq: 90 NOTIFY
Subscription-State: active;expires=5000
Event: presence.wininfo
Content-Type: application/watcherinfo+xml
Contact: <sip:ps.home1.net;lr>
Content-Length: (...)

<?xml version="1.0"?>
  <watcherinfo xmlns="urn:ietf:params:xml:ns:watcherinfo"
               version="0" state="partial">
    <watcher-list resource="sip:user1_public1@home1.net" package="presence">
      <watcher id="34bytzzx54" event="subscribe"
               status="pending">sip:user3_public1@home3.net</watcher>
    </watcher-list>
  </watcherinfo>

```

**P-Charging-Vector:** The PS populates the icid parameter with a globally unique value and populates the identifier of its own network to the originating Inter Operator Identifier (IOI) parameter of this header.

**P-Charging-Function-Addresses:** The PS populates the P-Charging-Function-Addresses header field to be passed to the S-CSCF.

## 24. NOTIFY request (S-CSCF to P-CSCF) – see example in table A.6.2-24

The S-CSCF forwards the NOTIFY request to the P-CSCF.

**Table A.6.2-24: NOTIFY request (S-CSCF to P-CSCF)**

```

NOTIFY sip:[5555::aaa:bbb:ccc:ddd]:1357;comp=sigcomp SIP/2.0
Via: SIP/2.0/UDP scscf1.home1.net;branch=z9hG4bK332b23.1, SIP/2.0/UDP
    ps.home1.net;branch=z9hG4bK240f34.1
Max-Forwards: 69
P-Charging-Vector: icid-value="AyretyU0dm+602IrT5tAFrbHLso=323551024"
P-Charging-Function-Addresses:
Route: <sip:pcscf1.visited1.net;lr>
Record-Route: <sip:scscf1.home1.net;lr>
From:
To:
Call-ID:
CSeq:
Subscription-State:
Event:
Content-Type:
Contact:
Content-Length:

(...)

```

**P-Charging-Vector:** The S-CSCF stores the originating Inter Operator Identifier (IOI) parameter received.

**P-Charging-Function-Addresses:** The S-CSCF stores the P-Charging-Function-Addresses header field and passes this header to the P-CSCF.

#### 25. NOTIFY request (P-CSCF to UE) – see example in table A.6.2-25

The P-CSCF forwards the NOTIFY request to the PUA in the UE.

**Table A.6.2-25: NOTIFY request (P-CSCF to UE)**

```

NOTIFY sip:[5555::aaa:bbb:ccc:ddd]:1357;comp=sigcomp SIP/2.0
Via: SIP/2.0/UDP pcscf1.visited1.net;branch=240f34.1, SIP/2.0/UDP
    scscf1.home1.net;branch=z9hG4bK351g45.1, SIP/2.0/UDP ps.home2.net;branch=z9hG4bK348923.1
Max-Forwards: 68
Record-Route: <sip:scscf1.home1.net;lr>, <sip:pcscf1.home1.net:7531;lr;comp=sigcomp>
From:
To:
Call-ID:
CSeq:
Subscription-State:
Event:
Content-Type:
Contact:
Content-Length:

(...)

```

#### 26. 200 (OK) response (UE to P-CSCF) – see example in table A.6.2-26

The PUA determines that this is a partial state notification of watcher-info and adds the new pending subscription to its existing watcher-info document. The UE acknowledges the NOTIFY request with a 200 (OK) response to the P-CSCF.

**Table A.6.2-26: 200 (OK) response (UE to P-CSCF)**

```

SIP/2.0 200 OK
Via: SIP/2.0/UDP pcscf1.visited1.net;branch=240f34.1, SIP/2.0/UDP
    scscf2.home2.net;branch=z9hG4bK764z87.1, SIP/2.0/UDP ps.home2.net;branch=z9hG4bK348923.1
P-Access-Network-Info: 3GPP-UTRAN-TDD; utran-cell-id-3gpp=234151D0FCE11
From:
To:
Call-ID:
CSeq:
Content-Length: 0

```

#### 27. 200 (OK) response (P-CSCF to S-CSCF) – see example in table A.6.2-27

The P-CSCF forwards the 200 (OK) response to the S-CSCF.

**Table A.6.2-27: 200 (OK) response (P-CSCF to S-CSCF)**

```
SIP/2.0 200 OK
Via: SIP/2.0/UDP scscf1.home1.net;branch=z9hG4bK332b23.1, SIP/2.0/UDP
    ps.home1.net;branch=z9hG4bK240f34.1
P-Access-Network-Info:
P-Charging-Vector: icid-value="AyretyU0dm+602IrT5tAFrbHLso=323551024"
From:
To:
Call-ID:
CSeq:
Content-Length:
```

**28. 200 (OK) response (S-CSCF to PS) – see example in table A.6.2-28**

The P-CSCF forwards the response to the PS in the home network of the UE.

**Table A.6.2-28: 200 (OK) response (S-CSCF to PS)**

```
SIP/2.0 200 OK
Via: SIP/2.0/UDP ps.home1.net;branch=z9hG4bK240f34.1
P-Access-Network-Info:
P-Charging-Vector: icid-value="AyretyU0dm+602IrT5tAFrbHLso=323551024"; orig-ioi=home1.net;
    term-ioi=visited1.net
From:
To:
Call-ID:
CSeq:
Content-Length:
```

**P-Charging-Vector:** The S-CSCF inserts the originating Inter Operator Identifier (IOI) parameter received and populates the identifier of its own network to the terminating Inter Operator Identifier (IOI) parameter of this header.

**29. Authorisation of watcher**

The presentity determines to allow the watcher to access the presence information. The PUA modifies the authorisation policy by authorising presence information for sip:user3\_public1@home3.net.

**30. NOTIFY request (PS to S-CSCF) – see example in table A.6.2-30**

The authorisation event means changes in the watcher information, which triggers a new NOTIFY request. The watcher information included in the NOTIFY request contains the accepted subscription of sip:user3\_public1@home3.net.

**Table A.6.2-30 NOTIFY request (PS to S-CSCF)**

```

NOTIFY sip:[5555::aaa:bbb:ccc:ddd]:1357;comp=sigcomp SIP/2.0
Via: SIP/2.0/UDP ps.home1.net;branch=z9hG4bK240f34.1
Max-Forwards: 70
P-Charging-Vector: icid-value="AyretyU0dm+602IrT5tAFrbHLso=423551024"; orig-ioi=home1.net
P-Charging-Function-Addresses: ccf=[5555::b99:c88:d77:e66]; ccf=[5555::a55:b44:c33:d22];
    ecf=[5555::1ff:2ee:3dd:4ee]; ecf=[5555::6aa:7bb:8cc:9dd]
Route: <sip:scscf1.home1.net;lr>, <sip:pcscf1.visited1.net;lr>
From: <sip:user1_public1@home1.net>;tag=151170
To: <sip:user1_public1.home1.net>;tag=31415
Call-ID: b89rjhnedlrfjflslj40a222
CSeq: 90 NOTIFY
Subscription-State: active;expires=4900
Event: presence.winfo
Content-Type: application/watcherinfo+xml
Contact: <sip:ps.home1.net;lr>
Content-Length: (...)

<?xml version="1.0"?>
  <watcherinfo xmlns="urn:ietf:params:xml:ns:watcherinfo"
    version="0" state="partial">
    <watcher-list resource="sip:user1_public1@home1.net" package="presence">
      <watcher id="34bytzzx54" event="subscribe"
        status="active">sip:user3_public1@home3.net</watcher>
    </watcher-list>
  </watcherinfo>

```

**P-Charging-Vector:** The PS populates the icid parameter with a globally unique value and populates the identifier of its own network to the originating Inter Operator Identifier (IOI) parameter of this header.

**P-Charging-Function-Addresses:** The PS populates the P-Charging-Function-Addresses header field to be passed to the S-CSCF.

### 31. NOTIFY request (S-CSCF to P-CSCF) – see example in table A.6.2-31

The S-CSCF forwards the NOTIFY request to the P-CSCF.

**Table A.6.2-31: NOTIFY request (S-CSCF to P-CSCF)**

```

NOTIFY sip:[5555::aaa:bbb:ccc:ddd]:1357;comp=sigcomp SIP/2.0
Via: SIP/2.0/UDP scscf1.home1.net;branch=z9hG4bK332b23.1, SIP/2.0/UDP
    ps.home1.net;branch=z9hG4bK240f34.1
Max-Forwards: 69
P-Charging-Vector: icid-value="AyretyU0dm+602IrT5tAFrbHLso=423551024"
P-Charging-Function-Addresses:
Route: <sip:pcscf1.visited1.net;lr>
Record-Route: <sip:scscf1.home1.net;lr>
From:
To:
Call-ID:
CSeq:
Subscription-State:
Event:
Content-Type:
Contact:
Content-Length:

(...)

```

**P-Charging-Vector:** The S-CSCF stores the originating Inter Operator Identifier (IOI) parameter received.

**P-Charging-Function-Addresses:** The S-CSCF stores the P-Charging-Function-Addresses header field and passes this header to the P-CSCF.

### 32. NOTIFY request (P-CSCF to UE) – see example in table A.6.2-32

The P-CSCF forwards the NOTIFY request to the PUA in the UE.

**Table A.6.2-32: NOTIFY request (P-CSCF to UE)**

```

NOTIFY sip:[5555::aaa:bbb:ccc:ddd]:1357;comp=sigcomp SIP/2.0
Via: SIP/2.0/UDP pcscf1.visited1.net;branch=240f34.1, SIP/2.0/UDP
    scscf1.home1.net;branch=z9hG4bK351g45.1, SIP/2.0/UDP ps.home2.net;branch=z9hG4bK348923.1
Max-Forwards: 68
Record-Route: <sip:scscf1.home1.net;lr>, <sip:pcscf1.home1.net:7531;lr;comp=sigcomp>
From:
To:
Call-ID:
CSeq:
Subscription-State:
Event:
Content-Type:
Contact:
Content-Length:

(...)

```

**33. 200 (OK) response (UE to P-CSCF) – see example in table A.6.2-33**

The PUA determines that this is a partial state notification of watcher-info and updates the active subscription to its existing watcher-info document. The UE acknowledges the NOTIFY request with a 200 (OK) response to the P-CSCF.

**Table A.6.2-33: 200 (OK) response (UE to P-CSCF)**

```

SIP/2.0 200 OK
Via: SIP/2.0/UDP pcscf1.visited1.net;branch=240f34.1, SIP/2.0/UDP
    scscf2.home2.net;branch=z9hG4bK764z87.1, SIP/2.0/UDP ps.home2.net;branch=z9hG4bK348923.1
P-Access-Network-Info: 3GPP-UTRAN-TDD; utran-cell-id-3gpp=234151D0FCE11
From:
To:
Call-ID:
CSeq:
Content-Length: 0

```

**34. 200 (OK) response (P-CSCF to S-CSCF) – see example in table A.6.2-34**

The P-CSCF forwards the 200 (OK) response to the S-CSCF.

**Table A.6.2-34: 200 (OK) response (P-CSCF to S-CSCF)**

```

SIP/2.0 200 OK
Via: SIP/2.0/UDP scscf1.home1.net;branch=z9hG4bK332b23.1, SIP/2.0/UDP
    ps.home1.net;branch=z9hG4bK240f34.1
P-Access-Network-Info:
From:
To:
Call-ID:
CSeq:
Content-Length:

```

**35. 200 (OK) response (S-CSCF to PS) – see example in table A.6.2-35**

The P-CSCF forwards the response to the PS in the home network of the UE.

**Table A.6.2-35: 200 (OK) response (S-CSCF to PS)**

```

SIP/2.0 200 OK
Via: SIP/2.0/UDP ps.home1.net;branch=z9hG4bK240f34.1
P-Access-Network-Info:
From:
To:
Call-ID:
CSeq:
Content-Length:

```

---

## A.7 PNA subscription for the reg-event package

Figure A.7-1 shows the registration signalling flow for the scenario when the user is not registered. For the purpose of this registration signalling flow, the subscriber is considered to be roaming. This flow also shows the authentication of the private user identity.

This is followed by the subscription procedure for the reg-event package, whereby the PNA requests to be notified by the S-CSCF when a registration event has occurred. This is done using the 'reg-event' package as described in 3GPP TS 24.229 [16].

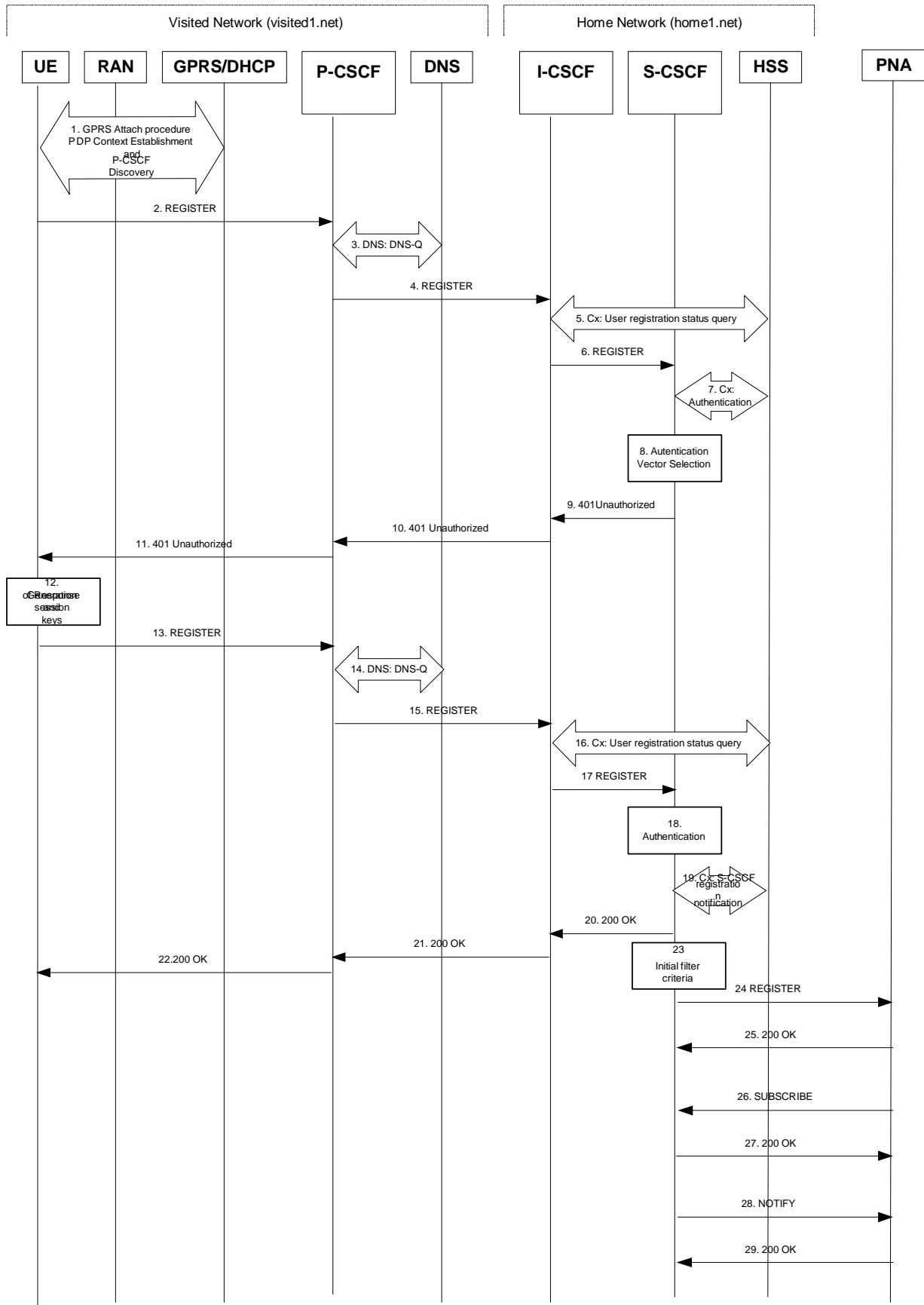


Figure A.7-1: Registration signalling: user not registered

1-22. See 3GPP TS 24.228 [4] subclause 6.2 steps 1 through 22



### 23. Initial filter criteria

The S-CSCF analyses the incoming request against the initial filter criteria and decides to send a third-party REGISTER request to the PNA.

### 24. REGISTER request (S-CSCF to PNA) - see example in table A.7-24

This signalling flow forwards the REGISTER request from the S-CSCF to the PNA.

**Table A.7-24: REGISTER request (S-CSCF to PNA)**

```
REGISTER sip:ps.homel.net SIP/2.0
Via: SIP/2.0/UDP sip:scscf1.homel.net
Max-Forwards: 70
P-Access-Network-Info:
P-Visited-Network-ID:
P-Charging-Vector:
P-Charging-Function-Addresses:
From: sip:scscf1.homel.net
To: <sip:user1_public1@homel.net>
Contact: <sip:scscf1.homel.net>
Expires: 600000
Call-ID: apb03a0s09dkjdfglkj49112
CSeq: 43 REGISTER
Content-Length: 0
```

### 25. 200 OK response (PNA to S-CSCF) - see example in table A.7-25

The PNA sends a 200 (OK) response to the S-CSCF indicating that Registration was successful.

**Table A.7-25: 200 OK response (PNA to S-CSCF)**

```
SIP/2.0 200 OK
Via: SIP/2.0/UDP sip:scscf1.homel.net
From:
To:
Call-ID:
Contact: <sip:scscf1.homel.net>;expires=600000
CSeq:
Date: Wed, 11 July 2001 08:49:37 GMT
Content-Length:
```

### 26. SUBSCRIBE request (PNA to S-CSCF) - see example in table A.7-26

The PNA sends the SUBSCRIBE request for the reg event package.

**Table A.7-26: SUBSCRIBE request (PNA to S-CSCF)**

```
SUBSCRIBE sip:user1_public1@homel.net SIP/2.0
Via: SIP/2.0/UDP sip:ps.homel.net
Max-Forwards: 70
P-Asserted-Identity: <sip:ps.homel.net>
Privacy: none
From: <sip:ps.homel.net>;tag=31415
To: <sip:user1_public1@homel.net>
Call-ID: dre36d2v32gnlgiiomm72445
CSeq: 61 SUBSCRIBE
Event: reg
Expires: 600000
Accept: application/reginfo+xml
Contact: <sip:ps.homel.net>
Content-Length: 0
```

- From:** This header is populated with the SIP URI that identifies the PNA.
- Contact:** This is where the NOTIFY requests for this subscription will be sent.
- Event:** This field is set to the value 'reg' to specify the use of the reg event package.

**Accept:** This field is set to the value "application/reginfo+xml".

### 27. 200 (OK) response (S-CSCF to PNA) - see example in table A.7-27

The S-CSCF sends a 200 (OK) response to the PNA indicating that registration was successful.

**Table A.7-27: 200 (OK) response (S-CSCF to PNA)**

```
SIP/2.0 200 OK
Via: SIP/2.0/UDP sip:ps.home1.net
P-Asserted-Identity: <sip:scscf1.home1.net>
Privacy:
From:
To: <sip:user1_public1@home1.net>;tag=151170
Call-ID:
CSeq:
Contact: <sip:scscf1.home1.net>
Expires:
Content-Length:
```

**Expires:** If value of the Expires header in SUBSCRIBE request is different from the one received in REGISTER method, then the value of Expires header in the 200 (OK) response is set to match the value of Expires header in REGISTER method.

### 28. NOTIFY request (S-CSCF to PNA) - see example in table A.7-28

The S-CSCF sends a first NOTIFY request towards the PNA in order to inform the PNA about the registration status of monitored user.

**Table A.7-28: NOTIFY request (S-CSCF to PNA)**

```
NOTIFY sip:pcscf1.visited1.net SIP/2.0
Via: SIP/2.0/UDP scscf1.home1.net;branch=z9hG4bK332b23.1
Max-Forwards: 70
From: <sip:user1_public1@home1.net>;tag=151170
To: <sip:user1_public1@pcscf1.visited1.net>;tag=31415
Call-ID: dre36d2v32gnlgiiomm72445
CSeq: 42 NOTIFY
Subscription-State: active;expires=600000
Event: reg
Content-Type: application/reginfo+xml
Contact: <sip:scscf1.home1.net>
Content-Length: (...)

<?xml version="1.0"?>
<reginfo xmlns="urn:ietf:params:xml:ns:reginfo"
  version="1" state="full">
  <registration aor="sip:user1_public1@home1.net" id="a7" state="active">
    <contact id="76" state="active" event="registered">
      <uri>sip:[5555::aaa:bbb:ccc:ddd]</uri>
    </contact>
  </registration>
  <registration aor="sip:user1_public2@home1.net" id="a8" state="active">
    <contact id="77" state="active" event="created">
      <uri>sip:[5555::aaa:bbb:ccc:ddd]</uri>
    </contact>
  </registration>
  <registration aor="tel:+358504821437" id="a9" state="active">
    <contact id="78" state="active" event="created">
      <uri>sip:[5555::aaa:bbb:ccc:ddd]</uri>
    </contact>
  </registration>
</reginfo>
```

**From:** The tag of this field matches that of the To; field in the received 200 (OK) response for the SUBSCRIBE request.

**Content-Type:** Set to the value of the Accept header received in the SUBSCRIBE request or "application/reginfo+xml" if the Accept header was not present in the SUBSCRIBE request.

The message body in the NOTIFY request that carries the subscriber's registration state is formed as indicated in 3GPP TS 24.229 [16].

### 29.200 (OK) response (PNA to S-CSCF) - see example in table A.7-29

PNA sends the 200 (OK) response to the S-CSCF.

**Table A.7-29: 200 (OK) response (PNA to S-CSCF)**

```
SIP/2.0 200 OK
Via: SIP/2.0/UDP scscf1.home1.net;branch=z9hG4bK332b23.1
From:
To:
Call-ID:
CSeq:
Content-Type:
Content-Length: 0
```

## A.8 Example signalling flows of HTTP based presence service operation

### A.8.1 Introduction

This subclause shows signalling flows relating to the manipulation of presence service data over the Ut reference point using XCAP.

Each example signalling flow shows several sequences of manipulation of data for the presence service.

**NOTE:** Error conditions are not considered in the examples e.g. if authorisation checks fail in the XCAP server, XML Schema compliancy checks fail or the file specified by the URI does not exist then an appropriate 4xx response is sent to the client.

**Editor's note:** Clarifications how XCAP is using HTTP is needed.

### A.8.2 Signalling flows demonstrating how DMs manipulate resource lists

**Editor's Note:** The possible proxies (e.g., handling authentication matters) between the data manipulator client and HTTP server are bypassed. Also the authentication related headers are missing.



**Figure A.8.2-1: DM manipulating a resource list on DMS**

Figure A.8.2-1 shows a how a DM may manipulate a resource list on a DMS. The details of the signalling flows are as follows:

**1. XCAP PUT request (DM to DMS – see example in table A.8.2-1)**

The DM generates an XCAP PUT request to create a new resource list on the DMS. The resource list has one entry.

**Table A.8.2-1: XCAP PUT request (DM to DMS)**

```
PUT http://xcap.home1.net/services/resource-lists/users/user1/pf.xml HTTP/1.1
User-Agent: IMS subscriber
Referer: http://oper.home1.net:1234/service
Date: Thu, 08 Jan 2004 10:13:17 GMT
Content-Type: application/resource-lists+xml
Content-Length: (...)

<?xml version="1.0" encoding="UTF-8"?>
  <resource-lists xmlns="urn:ietf:params:xml:ns:resource-lists">
    <list name="Presence_fellows" uri="sip:user1_list1@home1.net" subscribeable="true">
      <entry name="user2" uri="sip:user2_public1@home2.net">
        <display-name>User2</display-name>
      </entry>
    </list>
  </resource-lists>
```

**2. XCAP 201 (Created) response (DMS to DM) – see example in table A.8.2-2**

After the DMS has performed the necessary authorisation checks on the originator to ensure the DM is allowed to create a file, the DMS sends an XCAP 201 (Created) response to the DM.

**Table A.8.2-1: XCAP 201 (Created) response (DMS to DM)**

```
HTTP/1.1 201 CREATED
Server: Apache/1.3.22 (Unix) mod_perl/1.27
```

```
Date: Thu, 08 Jan 2004 10:50:35 GMT
Content-Type: text/html
Content-Length: 0
```

### 3. XCAP PUT request (DM to DMS) – see example in table A.8.2-3

The DM adds a new entry to the previously created resource list by generating a new XCAP PUT request.

**Table A.8.2-3: XCAP PUT request (DM to DMS)**

```
PUT http://xcap.home1.net/services/resource-lists/users/user1/pf.xml?resource-
lists/list[@name="Presence_fellows"]/entry HTTP/1.1
User-Agent: IMS subscriber
Referer: http://oper.home1.net:1234/service
Date: Thu, 08 Jan 2004 10:13:17 GMT
Content-Type: application/xml-fragment-body
Content-Length: (...)

<?xml version="1.0" encoding="UTF-8"?>
  <entry name="user3" uri="sip:user3_public1@home3.net">
    <display-name>User3</display-name>
  </entry>
```

### 4. XCAP 200 (OK) response (DMS to DM) – see example in table A.8.2-4

After the DMS has performed the necessary authorisation checks, XML document validations and XML schema compliancy checks the DMS sends an XCAP 201 (Created) response to the DM.

**Table A.8.2-4: XCAP 200 (OK) response (DMS to DM)**

```
HTTP/1.1 200 OK
Server: Apache/1.3.22 (Unix) mod_perl/1.27
Date: Thu, 08 Jan 2004 10:50:45 GMT
Content-Type: text/html
Content-Length: 0
```

### 5. XCAP DELETE request (DM to DMS) – see example in table A.8.2-5

The DM decides to delete the entry "user2" from the resource list. The DM generates an XCAP DELETE request.

**Table A.8.2-5: XCAP DELETE request (DM to DMS)**

```
DELETE http://xcap.home1.net/services/resource-lists/users/user1/pf.xml?resource-
lists/list[@name="Presence_fellows"]/entry[@name="user2"] HTTP/1.1
Host: oper.example.com:9999
User-Agent: IMS subscriber
Date: Thu, 08 Jan 2004 10:14:17 GMT
Referer: http://oper.home1.net:1234/service
```

### 6. XCAP 200 (OK) response (DMS to DM) – see example in table A.8.2-6

After the DMS has performed the necessary authorisation checks on the originator to ensure the DM is allowed to delete an entry from the resource list, the DMS sends an XCAP 200 (OK) response.

**Table A.8.2-6: XCAP 200 (OK) response (DMS to DM)**

```
HTTP/1.1 200 OK
Server: Apache/1.3.22 (Unix) mod_perl/1.27
Date: Thu, 08 Jan 2004 11:00:47 GMT
Content-Type: image/jpeg
Content-Length: 0
```

### 7. XCAP GET request (DM to DMS) – see example in table A.8.2-7

The DM wishes to check the result of the previous transaction by generating an XCAP GET request.

**Table A.8.2-7: XCAP GET request (DM to DMS)**

```
GET http://xcap.home1.net/services/resource-lists/users/user1/pf.xml HTTP/1.1
User-Agent: IMS subscriber
Referer: http://oper.home1.net:1234/service
Date: Thu, 08 Jan 2004 11:13:17 GMT
Content-Length: 0
```

#### 8. XCAP 200 (OK) response (DMS to DM) – see example in table A.8.2-8

After the DMS has performed the necessary authorisation checks on the originator to ensure the DM is allowed to fetch the resource list, the DMS sends an XCAP 200 (OK) response to the DM including the resource list in the body of the response.

**Table A.8.2-8: XCAP 200 (OK) response (DMS to DM)**

```
HTTP/1.1 200 OK
Server: Apache/1.3.22 (Unix) mod_perl/1.27
Etag: "askdajdsaj"
Date: Thu, 08 Jan 2004 11:50:35 GMT
Content-Type: application/resource-lists+xml
Content-Length: (...)

<?xml version="1.0" encoding="UTF-8"?>
  <resource-lists xmlns="urn:ietf:params:xml:ns:resource-lists">
    <list name="Presence_fellows" uri="sip:user1_list1@home1.net" subscribeable="true">
      <entry name="user3" uri="sip:user3_public1@home3.net">
        <display-name>User3</display-name>
      </entry>
    </list>
  </resource-lists>
```

### A.8.3 Signalling flows demonstrating how DMs manipulate presence authorization policy

**Editor's Note:** The possible proxies (e.g., handling authentication matters) between the data manipulator client and HTTP server are bypassed. Also the authentication related headers are missing.



**Figure A.8.3-1: DM manipulating presence authorization policy on DMS**

Figure A.8.3-1 shows a DM manipulating presence authorization policy on a DMS. The details of the signalling flows are as follows:

**1. XCAP PUT request (DM to DMS) – see example in table A.8.3-1**

The DM generates an XCAP PUT request to create a presence authorization policy on the DMS. The presence authorization policy has one permission statement allowing for sip:user2\_public1@home2.net to see all information from the basic PIDF namespace along with the "video" element from the prescaps namespace.

**Table A.8.3-1: XCAP PUT request (DM to DMS)**

```
PUT http://xcap.home1.net/services/permission-statements/users/user1/ps.xml HTTP/1.1
User-Agent: IMS subscriber
Referer: http://oper.home1.net:1234/service
Date: Thu, 08 Jan 2004 10:13:17 GMT
Content-Type: application/permission-statements+xml
Content-Length: (...)

<?xml version="1.0" encoding="UTF-8"?>
  <permission-statements xmlns="urn:ietf:params:xml:ns:permission-statements"
    xmlns:pidf="urn:ietf:params:xml:ns:pidf"
    xmlns:prescaps="urn:ietf:params:xml:ns:simple-prescaps-ext">
    <statement id="dsafa43232">
      <applies-to>
        <uri>sip:user2_public1@home2.net</uri>
      </applies-to>

      <permissions>
        <accept/>
        <show-namespace>urn:ietf:params:xml:ns:pidf</show-namespace>
        <show-element>prescaps:video</show-element>
      </permissions>

    </statement>
  </permission-statements>
```

## 2. XCAP 201 (Created) response (DMS to DM) – see example in table A.8.3-2

After the DMS has performed the necessary authorisation checks on the originator to ensure the DM is allowed to create a file, the DMS sends an XCAP 201 (Created) response to the DM.

**Table A.8.3-2: XCAP 201 (Created) response (DMS to DM)**

```
HTTP/1.1 201 CREATED
Server: Apache/1.3.22 (Unix) mod_perl/1.27
Date: Thu, 08 Jan 2004 10:50:35 GMT
Content-Type: text/html
Content-Length: 0
```

## 3. XCAP PUT request (DM to DMS) – see example in table A.8.3-3

The DM adds a new permission-statement to the previously created presence authorization policy by generating a new XCAP request. The new permission statement allows the user named sip:user3\_public1@home3.net to see the tuple with class element specifying "sip".

**Table A.8.3-3: XCAP PUT request (DM to DMS)**

```
PUT http://xcap.home1.net/services/permission-statements/users/user1/ps.xml/permission-
statements HTTP/1.1
User-Agent: IMS subscriber
Referer: http://oper.home1.net:1234/service
Date: Thu, 08 Jan 2004 10:13:27 GMT
Content-Type: application/xml-fragment-body
Content-Length: (...)

<?xml version="1.0" encoding="UTF-8"?>
  <statement id="dsffdsfrrr32423">
    <applies-to>
      <uri>sip:user3_public1@home3.net</uri>
    </applies-to>

    <permissions>
      <accept/>
      <show-tuple>sip</show-tuple>
    </permissions>

  </statement>
```

## 4. XCAP 200 (OK) response (DMS to DM) – see example in table A.8.3-4

After the DMS has performed the necessary authorisation checks, XML document validations and XML schema compliancy checks the DMS sends an XCAP 201 (Created) response to the DM.

**Table A.8.3-4: XCAP 200 (OK) response (DMS to DM)**

```
HTTP/1.1 200 OK
Server: Apache/1.3.22 (Unix) mod_perl/1.27
Date: Thu, 08 Jan 2004 10:50:45 GMT
Content-Type: text/html
Content-Length: 0
```

## 5. XCAP DELETE request (DM to DMS) – see example in table A.8.3-5

The DM decides to delete the permission-statement for sip:user2\_public1@home2.net from the authorization policy. The DM generates an XCAP DELETE request.

**Table A.8.3-5: XCAP DELETE request (DM to DMS)**

```
DELETE http://xcap.home1.net/services/presence-lists/users/user1/ps.xml/permission-
statements/statement[@id="dsafa43232"]/permissions/show-namespace HTTP/1.1
Host: oper.example.com:9999
User-Agent: IMS subscriber
Date: Thu, 08 Jan 2004 10:14:17 GMT
Referer: http://oper.home1.net:1234/service
```



## 6. XCAP 200 (OK) response (DMS to DM) – see example in table A.8.3-6

After the DMS has performed the necessary authorisation checks on the originator to ensure the DM is allowed to delete an entry from the resource list, the DMS sends an XCAP 200 (OK) response.

**Table A.8.3-6: XCAP 200 (OK) response (DMS to DM)**

```
HTTP/1.1 200 OK
Server: Apache/1.3.22 (Unix) mod_perl/1.27
Date: Thu, 08 Jan 2004 11:00:47 GMT
Content-Length: 0
```

## 7. XCAP GET request (DM to DMS) – see example in table A.8.3-7

The DM wishes to check the result of the previous transaction by generating an XCAP GET request.

**Table A.8.3-7: XCAP GET request (DM to DMS)**

```
GET http://xcap.home1.net/services/permission-statements/users/user1/ps.xml HTTP/1.1
User-Agent: IMS subscriber
Referer: http://oper.home1.net:1234/service
Date: Thu, 08 Jan 2004 11:13:17 GMT
Content-Length: 0
```

## 8. XCAP 200 (OK) response (DMS to DM) – see example in table A.8.3-8

After the DMS has performed the necessary authorisation checks on the originator to ensure the DM is allowed to fetch the resource list, the DMS sends an XCAP 200 (OK) response to the DM including the resource list in the body of the response.

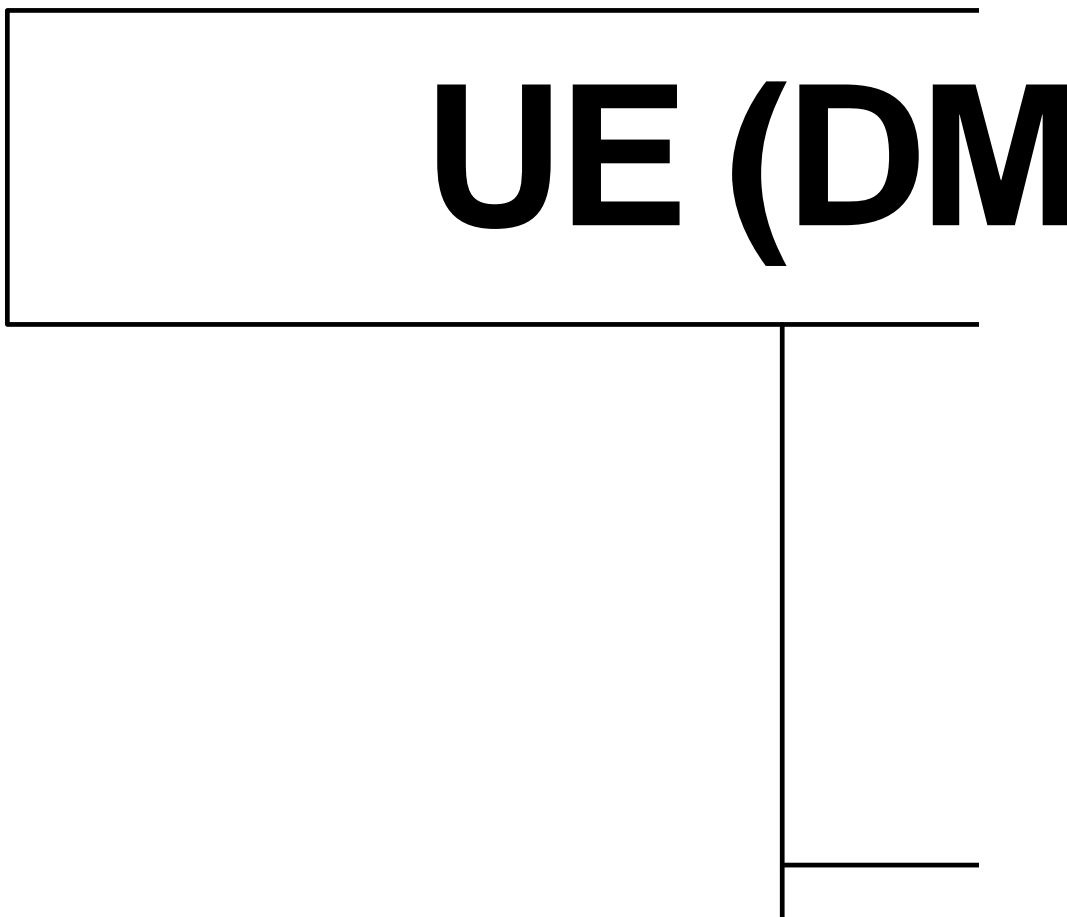
**Table A.8.3-8: XCAP 200 (OK) response (DMS to DM)**

```
HTTP/1.1 200 OK
Server: Apache/1.3.22 (Unix) mod_perl/1.27
Etag: "eiueekksks"
Date: Thu, 08 Jan 2004 11:50:35 GMT
Content-Type: application/permission-statements+xml
Content-Length: (...)

<?xml version="1.0" encoding="UTF-8"?>
  <permission-statements xmlns="urn:ietf:params:xml:ns:permission-statements"
    xmlns:pidf="urn:ietf:params:xml:ns:pidf"
    xmlns:prescaps="urn:ietf:params:xml:ns:simple-prescaps-ext">
    <statement id="dsffdsfrrr32423">
      <applies-to>
        <uri>sip:user3_public1@home3.net</uri>
      </applies-to>
      <permissions>
        <accept/>
        <show-tuple>sip</show-tuple>
      </permissions>
    </statement>
  </permission-statements>
```

## A.8.4 Storing external content (successful operation)

**Editor's Note:** The possible proxies (e.g., handling authentication matters) between the data manipulator client and HTTP server are bypassed. Also the authentication related headers are missing.



**Figure A.8.4.-1: DM manipulating hard-state presence document on DMS**

Figure A.8.4-1 shows a DM manipulating hard-state presence document on a DMS when the presence document has an aggregated storing MIME object with the "application/pdf+xml" content type and any of its extensions. The details of the signalling flows are as follows:

**1. HTTP PUT request (DM (client) to DMS) – see example in table A.8.2-1**

In order to store the content, the DM generates an HTTP PUT request containing the MIME object in the body of the request. The request-URI points to the directory where the content is stored and shows the name of the file to be created.

**Table A.8.4-1: HTTP PUT request (DM to DMS)**

```

PUT http://operator.example.com/services/users/bill/pictureX HTTP/1.1
User-Agent: IMS subscriber
Referer: http://oper.home1.net:1234/service
Date: Thu, 08 Jan 2004 10:13:17 GMT
Content-Type: image/jpeg
Content-Length: (...)

{pictureX.jpg}

```

**2. HTTP 201 (Created) response (DMS to DM) – see example in table A.8.4-2**

After the DMS has performed the necessary authorisation checks on the originator to ensure the DM is allowed to create a file the HTTP server sends an HTTP 201 (Created) response to the client.

**Table A.8.4-2: HTTP 201 (Created) response (DMS to DM)**

```

HTTP/1.1 201 CREATED
Server: Apache/1.3.22 (Unix) mod_perl/1.27Content-Type: text/html
Date: Thu, 08 Jan 2004 10:50:35 GMT
Content-Length: 1234

```

**3. XCAP PUT request (DM to DMS) – see example in table A.8.2-3**

The DM generates an XCAP PUT request in order to store XML encoded presence document which includes a URI reference to the MIME object stored on the DMS. The AUID part of the request URI is 'pidf-manipulation' as defined in draft-isomaki-simple-xcap-pidf-manipulation-usage-00 [34].

**Table A.8.4-3: XCAP PUT request (DM to DMS)**

```

PUT http://xcap.example.com/services/pidf-manipulation/users/bill/pidf.xml HTTP/1.1
User-Agent: IMS subscriber
Referer: http://xcap.home1.net:1234/service
Date: Thu, 08 Jan 2004 10:13:27 GMT
Content-Type: application/pidf+xml
Content-Length: (...)

<?xml version="1.0" encoding="UTF-8"?>
  <presence xmlns="urn:ietf:params:xml:ns:cpim-pidf"
    xmlns:et="urn:ietf:params:xml:ns:pidf:rpidf-tuple"
    xmlns:ext="urn:ietf:params:xml:ns:ext-cont"
    entity="sip:bill@example.com">
    <tuple id="123sd">
      <status>
        <basic>open</basic>
      </status>
      <et:type>service</et:type>
      <contact>sip:bill@example.com</contact>
    </tuple>
    <tuple id="432sd">
      <status>
        <basic>open</basic>
      </status>
      <et:type>presentity</et:type>
      <ext:photo>
        http://operator.example.com/services/users/bill/pictureX.jpg
      </ext:photo>
      <note xml:lang="en">At home</note>
    </tuple>
  </presence>

```

**4. XCAP 201 (CREATED) response (DMS to DM) – see example in table A.8.4-4**

After the DMS has performed the necessary authorisation checks, XML document validations and XML schema compliancy checks the DMS sends an XCAP 201 (Created) response to the DM.

**Table A.8.4-4: XCAP 201 (Created) response (DMS to DM)**

```
HTTP/1.1 201 CREATED
Server: Apache/1.3.22 (Unix) mod_perl/1.27
Date: Thu, 08 Jan 2004 10:50:45 GMT
Content-Length: 0
```

**5. HTTP GET request (DM to DMS) – see example in table A.8.4-5**

The DM wishes to fetch the MIME object from the DMS. The client generates an HTTP GET request. The request URI points to the directory where the object is stored and indicates the name of the file to be fetched.

**Table A.8.4-5: HTTP GET request (DM to DMS)**

```
GET http://operator.example.com/services/users/bill/pictureX HTTP/1.1
Host: oper.example.com:9999
User-Agent: IMS subscriber
Date: Thu, 08 Jan 2004 10:43:17 GMT
Accept: image/jpeg
Referer: http://oper.home1.net:1234/service
```

**6. HTTP 200 (OK) response (DMS to DM) – see example in table A.8.4-6**

After the DMS has performed the necessary authorisation checks on the originator to ensure the DM is allowed to fetch the file the DMS sends an HTTP 200 (OK) response having the object in the body to the DM.

**Table A.8.4-6: HTTP 200 (OK) response (DMS to DM)**

```
HTTP/1.1 200 OK
Server: Apache/1.3.22 (Unix) mod_perl/1.27
Date: Thu, 08 Jan 2004 11:00:47 GMT
Content-Type: image/jpeg
Content-Length: (...)

{pictureX}
```

**7. HTTP PUT request (DM to DMS) – see example in table A.8.4-7**

The DM wishes to modify the earlier stored MIME object by replacing the picture X with a new picture X with new content. To modify the object the DM generates an HTTP PUT request using the same request URI as has been used for the modified (old) object. The new object is conveyed in the body of the request.

**Table A.8.4-7: HTTP PUT request (DM to DMS)**

```
PUT http://operator.example.com/services/users/bill/pictureX HTTP/1.1
User-Agent: IMS subscriber
Referer: http://oper.home1.net:1234/service
Date: Thu, 08 Jan 2004 11:13:17 GMT
Content-Type: image/jpeg
Content-Length: (...)

{pictureX.jpg}
```

**8. HTTP 200 (OK) response (DMS to DM) – see example in table A.8.4-8**

After the DMS has performed the necessary authorisation checks on the originator to ensure the DM is allowed to replace the existing MIME object with the new one the DMS sends an HTTP 200 (OK) response to the DM.

**Table A.8.4-8: HTTP 200 (OK) response (DMS to DM)**

```
HTTP/1.1 200 OK
Server: Apache/1.3.22 (Unix) mod_perl/1.27
Date: Thu, 08 Jan 2004 11:50:35 GMT
Content-Length: 0
```

### 9. XCAP PUT request (DM to DMS) – see example in table A.8.4-9

The DM wishes to remove the MIME object from his presence information. The DM generates an XCAP PUT request to modify the XML encoded presence document to remove the reference to the MIME object from the presence document. The request URI contains a node selector to the requested tuple according to draft-ietf-simple-xcap-02 [33]. Because the signalling flow does not contain the XCAP GET request the use of the If-Match header is omitted in this example.

**Table A.8.4-9: XCAP PUT request (DM to DMS)**

```
PUT http://xcap.example.com/services/pidf-
manipulation/users/bill/pidf.xml?presence/tuple[@id="432sd"] HTTP/1.1
Date: Thu, 08 Jan 2004 11:13:37 GMT
Content-Type: text/plain
Content-Length: (...)

<?xml version="1.0" encoding="UTF-8"?>
  <tuple id="432sd">
    <status>
      <basic>open</basic>
    </status>
    <et:type>presentity</et:type>
    <note xml:lang="en">At home</note>
  </tuple>
```

### 10. XCAP 200 (OK) response (DMS to DM) – see example in table A.8.4-10

After the DMS has performed the necessary authorisation checks, XML document validations and XML Schema compliancy checks the DMS sends an XCAP 200 (OK) response to the DM.

**Table A.8.4-10: XCAP 200 (OK) response (DMS to DM)**

```
HTTP/1.1 200 OK
Server: Apache/1.3.22 (Unix) mod_perl/1.27
Date: Thu, 08 Jan 2004 11:50:59 GMT
Content-Length: 0
```

### 11. HTTP DELETE request (DM to DMS) – see example in table A.8.4-11

The DM removes the MIME object from the DMS by generating an HTTP DELETE request

**Table A.8.4-11: HTTP DELETE request (DM to DMS)**

```
DELETE http://operator.example.com/services/users/bill/pictureX HTTP/1.1
Host: oper.example.com:9999
User-Agent: IMS subscriber
Date: Thu, 08 Jan 2004 11:52:00 GMT
Referer: http://oper.home1.net:1234/service
```

### 12. HTTP 200 (OK) response (DMS to DM) – see example in table A.8.4-12

After the DMS has performed the necessary authorisation checks on the originator to ensure that the DM is allowed to delete the object, the DMS sends an HTTP 200 (OK) response to the DM.

**Table A.8.4-12: HTTP 200 (OK) response (DMS to DM)**

```
HTTP/1.1 200 OK
Server: Apache/1.3.22 (Unix) mod_perl/1.27
Date: Thu, 08 Jan 2004 11:52:35 GMT
Content-Length: 0
```

## Annex B (informative): Change history

*It is usual to include an annex (usually the final annex of the document) for specifications under TSG change control which details the change history of the specification using a table as follows:*

Change history							
Date	TSG #	TSG Doc.	CR	Rev	Subject/Comment	Old	New
2003-06					Version 0.0.1: Preliminary discussion with editor		
2003-06					Version 0.0.2: Results of preliminary discussion with interested parties		
2003-08	CN1#31	N1-031176			version 0.0.3: Revised as a result of conference call and email discussion with interested parties		
2003-08	CN1#31	N1-031324			version 0.0.4: Revised as a result of offline discussions at CN1#31		
2003-09	CN1#31	N1-031365			version 0.1.0: Revised to include allocated TS number and title as amended by MCC.		
2003-11	CN1#32	N1-03aaaa			version 0.2.0: Revised to include agreements made in N1-031366.		
2004-05	CN1#34	NP-04xxxx			version 0.3.0. Revised to include agreements made in N1-040765, N1-040794, N1-040795, N1-040866, N1-040939, N1-040945, N1-040946, N1-040997, N1-040998, N1-040999, N1-041002, N1-041006, N1-041008, N1-041092, N1-041093.		
2004-05	CN1#34	NP-040200			version 2.0.0 identical to version 0.3.0 for presentation for approval to plenary.		