

3GPP TSG CN Plenary Meeting #17
4th - 6th September 2002. Biarritz, France.

NP-020344

Source: TSG CN WG2
Title: CRs on Rel-5 Work Item CAMEL4, CR Pack 5
Agenda item: 8.3
Document for: APPROVAL

Introduction:

This document contains 6 CRs on Rel-5 WI CAMEL4. These CRs have been agreed by TSG CN WG2 and are forwarded to TSG CN Plenary meeting #17 for approval.

Spec	CR	Rev	Doc-2nd-Level	Phase	Subject	Cat	Ver_C
23.078	428		N2-020687	Rel-5	Removal of "Note that" in descriptions of CPH operations	F	5.0.0
23.078	429		N2-020688	Rel-5	Wrong State Name in CSA_gsmSSF	F	5.0.0
23.078	430		N2-020689	Rel-5	Change Int_Continue_Without_Leg2 to Int_Disconnect_Leg (Leg2)	F	5.0.0
23.078	431		N2-020690	Rel-5	Contents of CWA at MidCall DP	C	5.0.0
23.078	426	1	N2-020792	Rel-5	CSA_gsmSSF: Handling signals in states such as DL_ack	F	5.0.0
29.078	267	1	N2-020797	Rel-5	Move Leg and Split Leg Error - Task Refused	F	5.0.0

CR-Form-v7

CHANGE REQUEST

⌘ **29.078 CR 428** ⌘ rev **-** ⌘ Current version: **5.0.0** ⌘

For **HELP** on using this form, see bottom of this page or look at the pop-up text over the ⌘ symbols.

Proposed change affects: UICC apps ME Radio Access Network Core Network

Title:	⌘	Removal of "Note that" in descriptions of CPH operations		
Source:	⌘	Vodafone		
Work item code:	⌘	CAMEL4	Date:	⌘ 08/07/2002
Category:	⌘	F	Release:	⌘ Rel-5
		Use <u>one</u> of the following categories:		Use <u>one</u> of the following releases:
		F (correction)	2	(GSM Phase 2)
		A (corresponds to a correction in an earlier release)	R96	(Release 1996)
		B (addition of feature),	R97	(Release 1997)
		C (functional modification of feature)	R98	(Release 1998)
		D (editorial modification)	R99	(Release 1999)
		Detailed explanations of the above categories can be found in 3GPP TR 21.900 .	Rel-4	(Release 4)
			Rel-5	(Release 5)
			Rel-6	(Release 6)

Reason for change:	⌘	The descriptions of the Disconnect Leg, Move Leg and Split Leg operations contain an editor's note asking for clarification on the sentence "Note that no Mid_Call EDP will be reported for this case."
Summary of change:	⌘	Removal of "Note that" so that this sentence becomes normative text.
Consequences if not approved:	⌘	Confusion over whether this sentence is normative or informative.

Clauses affected:	⌘	11.15.2.1, 11.23.2.1 and 11.33.2.1										
Other specs affected:	⌘	<table border="1" style="display: inline-table; border-collapse: collapse;"> <tr> <td style="padding: 2px;">Y</td> <td style="padding: 2px;">N</td> </tr> <tr> <td style="padding: 2px;"> </td> <td style="padding: 2px;">X</td> </tr> <tr> <td style="padding: 2px;"> </td> <td style="padding: 2px;">X</td> </tr> <tr> <td style="padding: 2px;"> </td> <td style="padding: 2px;">X</td> </tr> </table>	Y	N		X		X		X	Other core specifications	⌘
		Y	N									
			X									
	X											
	X											
Test specifications												
O&M Specifications												
Other comments:	⌘											

***** First Modified Section *****

11.15 DisconnectLeg procedure

11.15.1 General Description

The gsmSCF uses this operation to request the gsmSSF to release a specific leg associated with the call. Any other leg(s) not specified in the Disconnect Leg operation are retained.

11.15.1.1 Parameters

- legToBeReleased:
This parameter indicates the call leg to be released.
- releaseCause:
This parameter may be used by the MSC for generating specific tones to the party to be released or to fill in the "cause" parameter in the release message.

11.15.2 Responding entity (gsmSSF)

11.15.2.1 Normal procedure

gsmSSF preconditions:

- 1) A control relationship exists between the gsmSCF and the gsmSSF.

gsmSSF postconditions:

- 1) The gsmSSF performs the call processing actions to release the indicated party.
- 2) Any armed EDPs on that leg shall be disarmed; any pending reports for that leg shall be sent to the gsmSCF.
- 3) If the released leg was the last leg within the Call Segment, then the CS_gsmSSF FSM for that Call Segment returns to the state "Idle".
- 4) If the leg was the last leg within the call, then the CSA_gsmSSF FSM returns to the state "Idle".
- 5) If the CS_gsmSSF FSM for the Call Segment concerned has not returned to the state "Idle", then it transits to the state "Waiting_for_Instructions". The remaining BCSM instances within the Call Segment shall transit to the O_Mid_Call DP or to the T_Mid_Call DP, unless already suspended at a DP. ~~Note that no~~ The Mid_Call EDP ~~will~~ shall not be reported for this case.
- 6) A Return Result shall be sent to the gsmSCF immediately after successful execution of this operation.

11.15.2.2 Error handling

Generic error handling for the operation related errors is described in clause 10, and the TC services which are used for reporting operation errors are described in clause 14.

***** Next Modified Section *****

11.23 MoveLeg procedure

11.23.1 General Description

The gsmSCF uses this operation to request the gsmSSF to move the leg from its current Call Segment to the initial Call Segment (CS ID = 1).

11.23.1.1 Parameters

- legIDToMove:
This parameter indicates the leg that shall be moved.

11.23.2 Responding entity (gsmSSF)

11.23.2.1 Normal procedure

gsmSSF preconditions:

- 1) A control relationship exists between the gsmSCF and the gsmSSF.
- 2) The corresponding BCSM is in the alerting, active or mid-call phase.
- 3) The CS_gsmSSF FSM for each Call Segment involved is in the state "Waiting_for_Instructions" or in the state "Monitoring".

gsmSSF postconditions:

- 1) The gsmSSF performs the appropriate call processing actions.
- 2) The CS_gsmSSF FSM for the initial Call Segment transits to the state "Waiting_for_Instructions". The BCSM instances within the initial Call Segment transit to the O_Mid_Call DP or to the T_Mid_Call DP, if not already suspended. ~~Note that no~~ The Mid_Call EDP ~~shall not~~ will be reported for this case.
- 3) The CS_gsmSSF process for the source Call Segment is terminated.
- 4) A Return Result is sent to the gsmSCF immediately after successful execution of this operation.

11.23.2.2 Error handling

Generic error handling for the operation related errors is described in clause 10, and the TC services which are used for reporting operation errors are described in clause 14.

****** Next Modified Section ******

11.33 SplitLeg Procedure

11.33.1 General Description

The gsmSCF uses this operation to request the gsmSSF to separate one party from the source Call Segment and place it in a new target Call Segment.

11.33.1.1 Parameters

- legToBeSplit:
This parameter indicates the party in the call to be split from the source Call Segment.
- newCallSegment:
This parameter indicates the CallSegmentID to be assigned to the newly-created Call Segment.

11.33.2 Responding entity (gsmSSF)

11.33.2.1 Normal procedure

gsmSSF preconditions:

- 1) A control relationship exists between the gsmSCF and the gsmSSF.
- 2) The initial Call Segment is either the source Call Segment or the target Call Segment.
- 3) The BCSM for the leg to be split is in the state O_Active, T_Active, O_Mid_Call or T_Mid_Call.

gsmSSF postconditions:

- 1) The gsmSSF performs the necessary actions to separate the specified leg from its original Call Segment and place it in a new target Call Segment.
- 2) The CS_gsmSSF FSM for the new Call Segment transits to the state "Waiting_for_Instructions".
- 3) The CS_gsmSSF FSM for the source Call Segment transits to the state "Waiting_for_Instructions".
- 4) The remaining BCSM instances within the source Call Segment transit to the O_Mid_Call DP or to the T_Mid_Call DP, unless already suspended at a DP. ~~Note that no~~ The Mid_Call EDP ~~shall not~~ will be reported for this case.
- 5) A Return Result shall be sent to the gsmSCF immediately after successful execution of this operation.

11.33.2.2 Error handling

Generic error handling for the operation related errors is described in clause 10, and the TC services which are used for reporting operation errors are described in clause 14.

****** End of Document ******

CHANGE REQUEST

⌘ **23.078 CR 429** ⌘ rev **-** ⌘ Current version: **5.0.0** ⌘

For **HELP** on using this form, see bottom of this page or look at the pop-up text over the ⌘ symbols.

Proposed change affects: UICC apps ME Radio Access Network Core Network

Title:	⌘ Wrong State Name in CSA_gsmSSF		
Source:	⌘ Vodafone		
Work item code:	⌘ CAMEL4	Date:	⌘ 15/07/2002
Category:	⌘ F	Release:	⌘ Rel-5
	Use <u>one</u> of the following categories:		Use <u>one</u> of the following releases:
	F (correction)		2 (GSM Phase 2)
	A (corresponds to a correction in an earlier release)		R96 (Release 1996)
	B (addition of feature),		R97 (Release 1997)
	C (functional modification of feature)		R98 (Release 1998)
	D (editorial modification)		R99 (Release 1999)
	Detailed explanations of the above categories can be found in 3GPP TR 21.900 .		Rel-4 (Release 4)
			Rel-5 (Release 5)
			Rel-6 (Release 6)

Reason for change:	⌘ The state name on page 19(21) of process CSA_gsmSSF should read 'Wait_For_Export_Ack_ML' as the handling of this state is currently unspecified. It currently reads 'Wait_For_Import_Leg_ack', however 'Int Export Leg ack' is received to exit this state.
Summary of change:	⌘ Change 'Wait_For_Import_Leg_Ack' to Wait_For_Export_Leg_Ack'.
Consequences if not approved:	⌘ The SDL modelling shows no handling from the state Wait_For_Export_Leg_Ack.

Clauses affected:	⌘ 4.5.7.6. (CSA_gsmSSF)										
Other specs affected:	<table border="1" style="display: inline-table; border-collapse: collapse;"> <tr> <td style="width: 20px; text-align: center;">Y</td> <td style="width: 20px; text-align: center;">N</td> </tr> <tr> <td style="text-align: center;"> </td> <td style="text-align: center;">X</td> </tr> <tr> <td style="text-align: center;"> </td> <td style="text-align: center;">X</td> </tr> <tr> <td style="text-align: center;"> </td> <td style="text-align: center;">X</td> </tr> </table>	Y	N		X		X		X	Other core specifications	⌘
Y	N										
	X										
	X										
	X										
		Test specifications									
		O&M Specifications									
Other comments:	⌘										

***** First Modified Section *******4.5.7.6 Process CSA_gsmSSF and procedures**

The call gap information flow can only be received for an opened transaction between the CSA_gsmSSF and the gsmSCF.

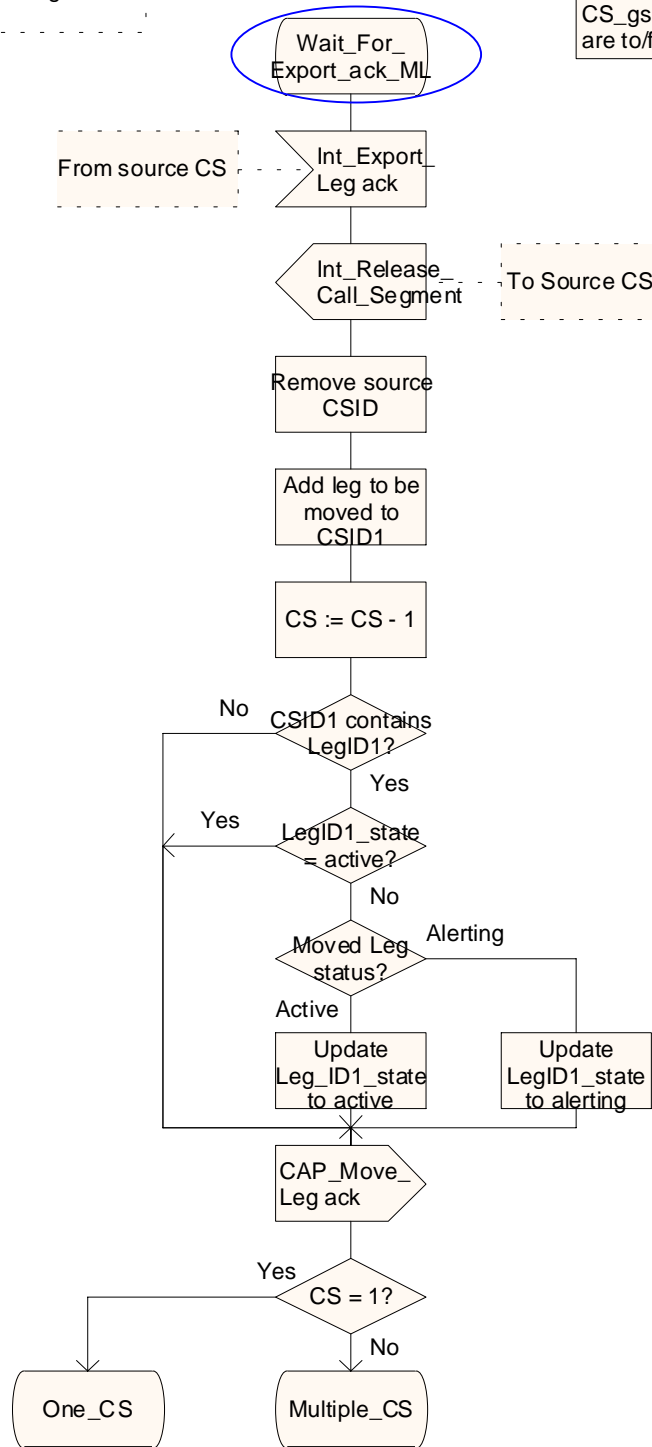
...

Process CSA_gsmSSF

19(21)

/* A process in the gsmSSF to co-ordinate the Call Segments for a call. */

/* Signals to/from the left are to/from one or more instances of the process CS_gsmSSF; signals to/from the right are to/from the gsmSCF. */



Process CSA_gsmSSF

19(21)

/* A process in the gsmSSF to co-ordinate the Call Segments for a call. */

/* Signals to/from the left are to/from one or more instances of the process CS_gsmSSF; signals to/from the right are to/from the gsmSCF. */

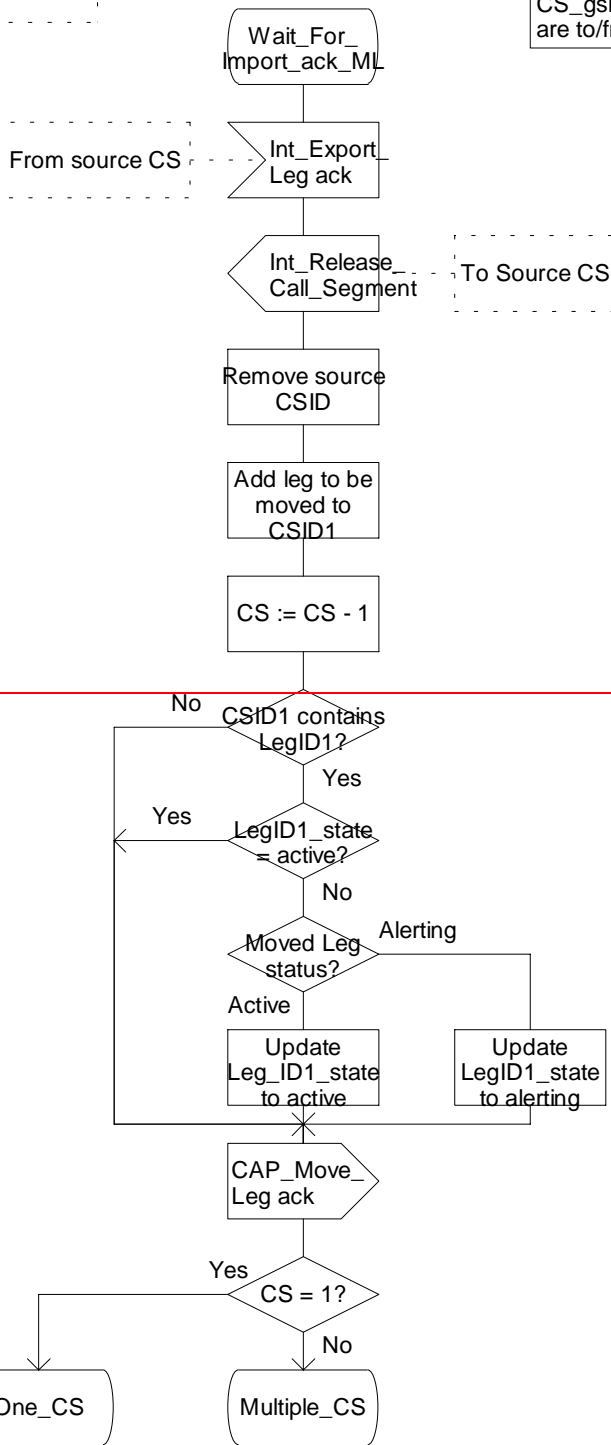


Figure 4.112s: Process CSA_gsmSSF (sheet 19)

...

***** End of Document *****

CR-Form-v7

CHANGE REQUEST

⌘ **23.078 CR 430** ⌘ rev **-** ⌘ Current version: **5.0.0** ⌘

For **HELP** on using this form, see bottom of this page or look at the pop-up text over the ⌘ symbols.

Proposed change affects: UICC apps ME Radio Access Network Core Network

Title:	⌘	Change Int_Continue_Without_Leg2 to Int_Disconnect_Leg (Leg2)	
Source:	⌘	Vodafone	
Work item code:	⌘	CAMEL4	Date: ⌘ 10/07/2002
Category:	⌘	F	Release: ⌘ Rel-5
		Use <u>one</u> of the following categories:	Use <u>one</u> of the following releases:
		F (correction)	2 (GSM Phase 2)
		A (corresponds to a correction in an earlier release)	R96 (Release 1996)
		B (addition of feature),	R97 (Release 1997)
		C (functional modification of feature)	R98 (Release 1998)
		D (editorial modification)	R99 (Release 1999)
		Detailed explanations of the above categories can be found in 3GPP TR 21.900 .	Rel-4 (Release 4)
			Rel-5 (Release 5)
			Rel-6 (Release 6)

Reason for change:	⌘	The signal Int_Continue_Without_Leg2 has been removed from the SDL modelling and replaced with Int_Disconnect_Leg (for Leg 2). This change should be consistent with the text.
Summary of change:	⌘	Replace Int_Continue_Without_Leg2 with Int_Disconnect_Leg (Leg 2) wherever it occurs.
Consequences if not approved:	⌘	The same signal will have two names: one in the SDL diagrams and one in the text.

Clauses affected:	⌘	4.5.2.1.6, 4.5.3.1.13, 4.5.4.1.2 and 4.5.5.3									
Other specs affected:	⌘	<table border="1" style="display: inline-table; vertical-align: middle;"> <tr> <td style="width: 20px;">Y</td> <td style="width: 20px;">N</td> </tr> <tr> <td style="text-align: center;">X</td> <td></td> </tr> <tr> <td style="text-align: center;">X</td> <td></td> </tr> <tr> <td style="text-align: center;">X</td> <td></td> </tr> </table>	Y	N	X		X		X		Other core specifications
		Y	N								
		X									
		X									
X											
		Test specifications									
		O&M Specifications									
Other comments:	⌘										

***** First Modified Section *******4.5.2.1.6** Actions of the MSC on receipt of ~~Int_Continue_Without_Leg2~~
[Int_Disconnect_Leg \(Leg 2\)](#)

If the MSC receives ~~Int_Continue_Without_Leg2~~[Int_Disconnect_Leg \(Leg 2\)](#) signal from the gsmSSF, in response to an Initial DP information flow, the MSC will continue the handling of the calling party (Leg1) without routeing the call to a destination.

***** Next Modified Section *******4.5.3.1.13** Action of the MSC on receipt of ~~Int_Continue_Without_Leg2~~ [Int_Disconnect_Leg \(Leg 2\)](#)

If the MSC receives [Int_Disconnect_Leg \(Leg 2\)](#)~~Int_Continue_Without_Leg2~~ signal from the gsmSSF, in response to an Initial DP information flow, the MSC will continue the handling of the calling party (Leg1) without routeing the call to a destination.

***** Next Modified Section *******4.5.4.1.2** Action of MSC on receipt of [Int_Disconnect_Leg \(Leg 2\)](#)~~Int_Continue_Without_Leg2~~

If the MSC receives [Int_Disconnect_Leg \(Leg 2\)](#)~~Int_Continue_Without_Leg2~~ signal from the gsmSSF, in response to an Initial DP information flow, the MSC will continue the handling of the calling party (Leg1) without routeing the call to a destination.

***** Next Modified Section *******4.5.5.3** Procedure CAMEL_CF_MSC_INIT: handling of [Int_Disconnect_Leg \(Leg 2\)](#)~~Int_Continue_Without_Leg2~~

If the MSC receives [Int_Disconnect_Leg \(Leg 2\)](#)~~Int_Continue_Without_Leg2~~ signal from the gsmSSF, in response to an Initial DP information flow, the MSC will continue the handling of the calling party (Leg1) without routeing the call to a destination.

***** End of Document *****

CR-Form-v7

CHANGE REQUEST

⌘ **23.078 CR 431** ⌘ rev **-** ⌘ Current version: **5.0.0** ⌘

For [HELP](#) on using this form, see bottom of this page or look at the pop-up text over the ⌘ symbols.

Proposed change affects: UICC apps ME Radio Access Network Core Network

Title:	⌘ Contents of CWA at MidCall DP		
Source:	⌘ Vodafone		
Work item code:	⌘ CAMEL4	Date:	⌘ 09/07/02
Category:	⌘ C	Release:	⌘ Rel-5
	<i>Use one of the following categories:</i> F (correction) A (corresponds to a correction in an earlier release) B (addition of feature), C (functional modification of feature) D (editorial modification) Detailed explanations of the above categories can be found in 3GPP TR 21.900 .		<i>Use one of the following releases:</i> 2 (GSM Phase 2) R96 (Release 1996) R97 (Release 1997) R98 (Release 1998) R99 (Release 1999) Rel-4 (Release 4) Rel-5 (Release 5) Rel-6 (Release 6)

Reason for change:	⌘ After 'Continue With Argument' is received by a leg at DP_O_Midcall/DP_T_Midcall, the SDL modelling states 'modify call parameters with received information'. However CWA cannot modify the call parameters at these DPs.
Summary of change:	⌘ Remove all instances of 'Modify Call Parameters' after CWA received
Consequences if not approved:	⌘ SDLs imply that CWA can send modified call parameters at DP_O_Midcall and DP_T_Midcall.

Clauses affected:	⌘ 4.5.2, 4.5.3, 4.5.4, 4.5.5, 4.5.6. Processes Affected: 4.5.2 CAMEL_OCH_LEG1_MSC, CAMEL_OCH_LEG2_MSC. 4.5.3 CAMEL_MT_LEG1_GMSC, CAMEL_MT_LEG2_GMSC 4.5.4 CAMEL_ICH_LEG1_MSC, CAMEL_ICH_LEG2_MSC, CAMEL_ICH_LEG2_CF_MSC. 4.5.5 CAMEL_MT_CF_LEG1, CAMEL_MT_CF_LEG2 4.5.6 ICA_MSC						
Other specs affected:	<table border="1" style="display: inline-table; border-collapse: collapse;"> <tr> <td style="width: 20px; text-align: center;">Y</td> <td style="width: 20px; text-align: center;">N</td> </tr> <tr> <td style="text-align: center;"><input type="checkbox"/></td> <td style="text-align: center;"><input checked="" type="checkbox"/></td> </tr> </table> Other core specifications	Y	N	<input type="checkbox"/>	<input checked="" type="checkbox"/>	⌘	
Y	N						
<input type="checkbox"/>	<input checked="" type="checkbox"/>						
	<table border="1" style="display: inline-table; border-collapse: collapse;"> <tr> <td style="width: 20px; text-align: center;">Y</td> <td style="width: 20px; text-align: center;">N</td> </tr> <tr> <td style="text-align: center;"><input type="checkbox"/></td> <td style="text-align: center;"><input checked="" type="checkbox"/></td> </tr> </table> Test specifications	Y	N	<input type="checkbox"/>	<input checked="" type="checkbox"/>	⌘	
Y	N						
<input type="checkbox"/>	<input checked="" type="checkbox"/>						
	<table border="1" style="display: inline-table; border-collapse: collapse;"> <tr> <td style="width: 20px; text-align: center;">Y</td> <td style="width: 20px; text-align: center;">N</td> </tr> <tr> <td style="text-align: center;"><input type="checkbox"/></td> <td style="text-align: center;"><input checked="" type="checkbox"/></td> </tr> </table> O&M Specifications	Y	N	<input type="checkbox"/>	<input checked="" type="checkbox"/>	⌘	
Y	N						
<input type="checkbox"/>	<input checked="" type="checkbox"/>						
Other comments:	⌘ List of where CWA Information Flow can send modified called paramters is in 4.6.2.9.1, which is contained for information.						

***** Section for information Only *****

4.6.2.9 Continue With Argument

4.6.2.9.1 Description

This IF requests the gsmSSF to continue the call processing with modified information at the DP at which it previously suspended call processing to await gsmSCF instructions or to continue call processing after a Call Party Handling IF was received. The gsmSSF completes DP processing if necessary, and continues basic call processing (i.e., proceeds to the next point in call in the BCSM) with the modified call setup information as received from the gsmSCF.

The gsmSCF can send modified call information at DP Collected_Info and at DP Analysed_Info, as listed in the MO and MF columns in subclause 4.6.2.9.2.

The gsmSCF can send modified call information at DP Termination_Attempt_Authorised, as listed in the MT and VT columns in subclause 4.6.2.9.2.

The gsmSCF can send modified call information immediately after sending an Initiate Call Attempt IF, as listed in the NC and NP columns in subclause 4.6.2.9.2.

In all other cases, Continue With Argument shall contain only either the Leg ID or Call Segment ID IE.

***** First Modified Section *****

4.5.2 Handling of mobile originated calls

...

Procedure CAMEL_OCH_LEG1_MSC

1(9)

/* A procedure in the MSC to handle leg 1 in a CPH configuration. */

/* Signals to/from the left are to/from the BSS
Signals to/from the right are to/from the gsmSSF unless otherwise stated */

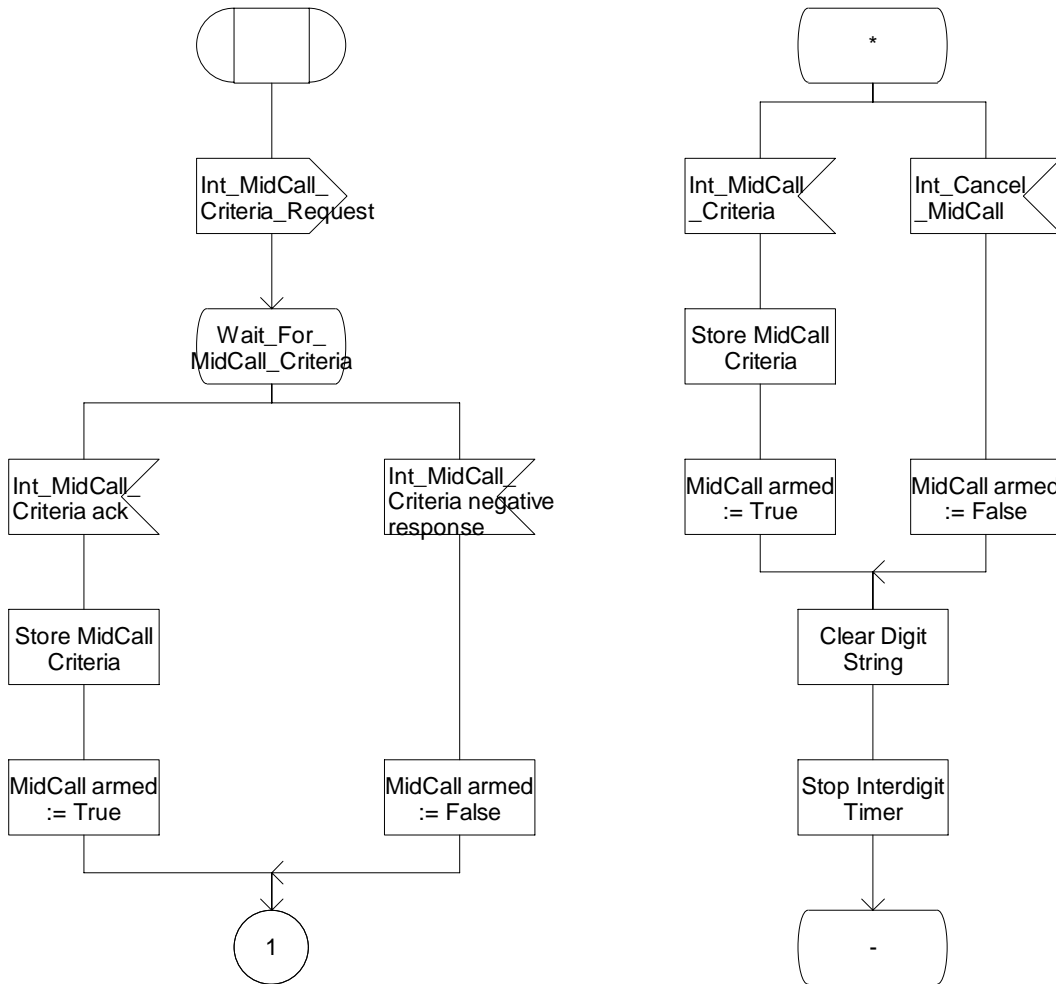


Figure 4.29a: Procedure CAMEL_OCH_LEG1_MSC (sheet 1)

Procedure CAMEL_OCH_LEG1_MSC

2(9)

/* A procedure in the MSC to handle leg 1 in a CPH configuration. */

/* Signals to/from the left are to/from the BSS
Signals to/from the right are to/from the gsmSSF unless otherwise stated */

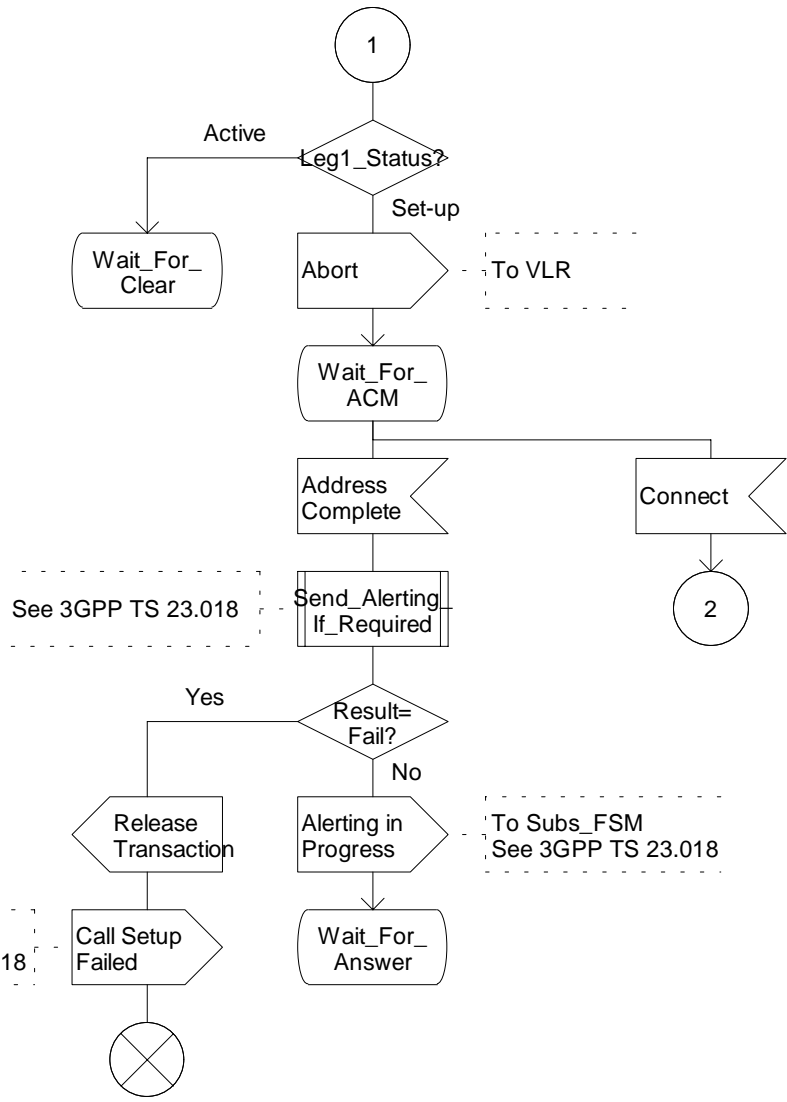


Figure 4.29b: Procedure CAMEL_OCH_LEG1_MSC (sheet 2)

Procedure CAMEL_OCH_LEG1_MSC

3(9)

/* A procedure in the MSC to handle leg 1 in a CPH configuration. */

/* Signals to/from the left are to/from the BSS
Signals to/from the right are to/from the gsmSSF unless otherwise stated */

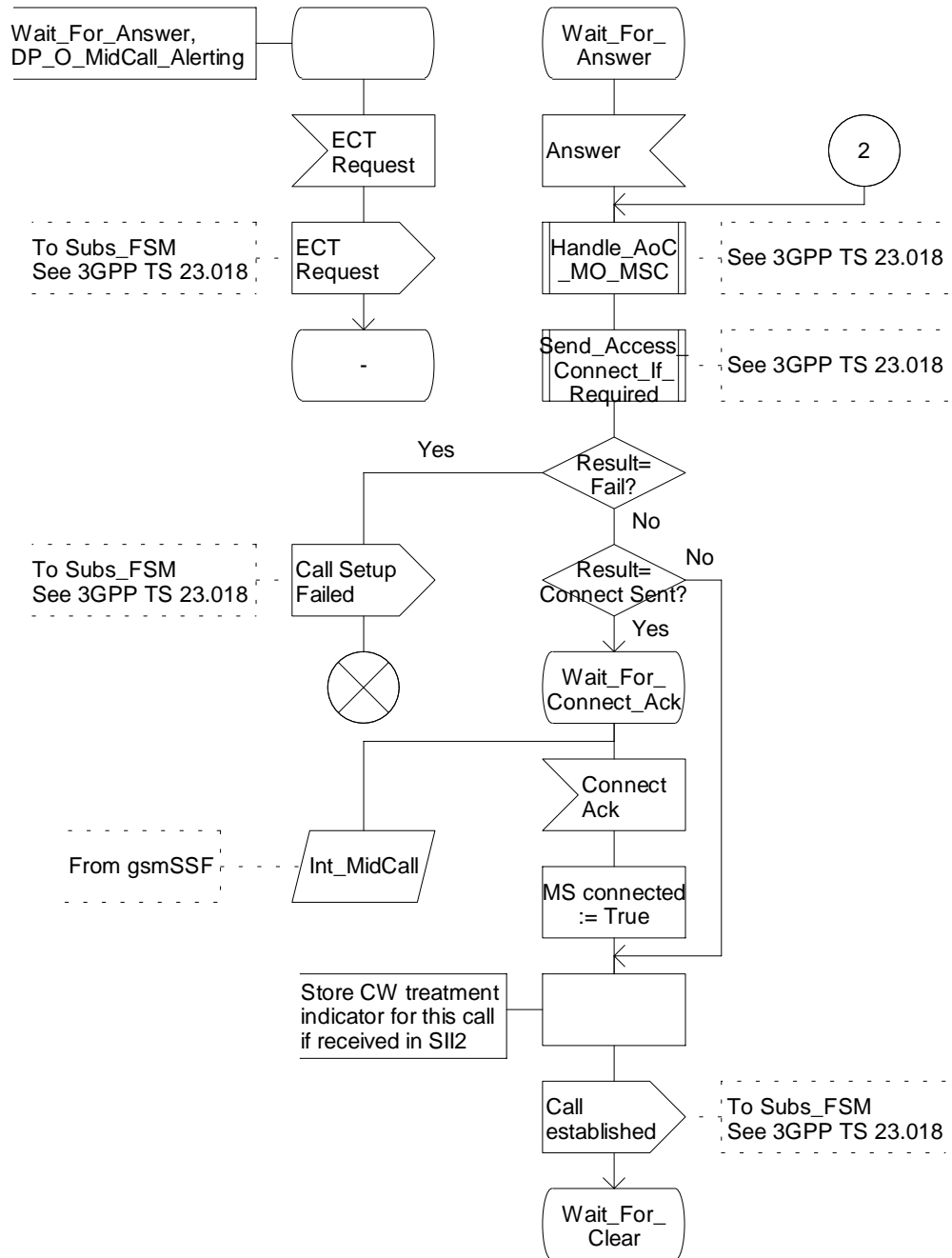


Figure 4.29c: Procedure CAMEL_OCH_LEG1_MSC (sheet 3)

Procedure CAMEL_OCH_LEG1_MSC

4(9)

/* A procedure in the MSC to handle leg 1 in a CPH configuration. */

/* Signals to/from the left are to/from the BSS
Signals to/from the right are to/from the gsmSSF unless otherwise stated */

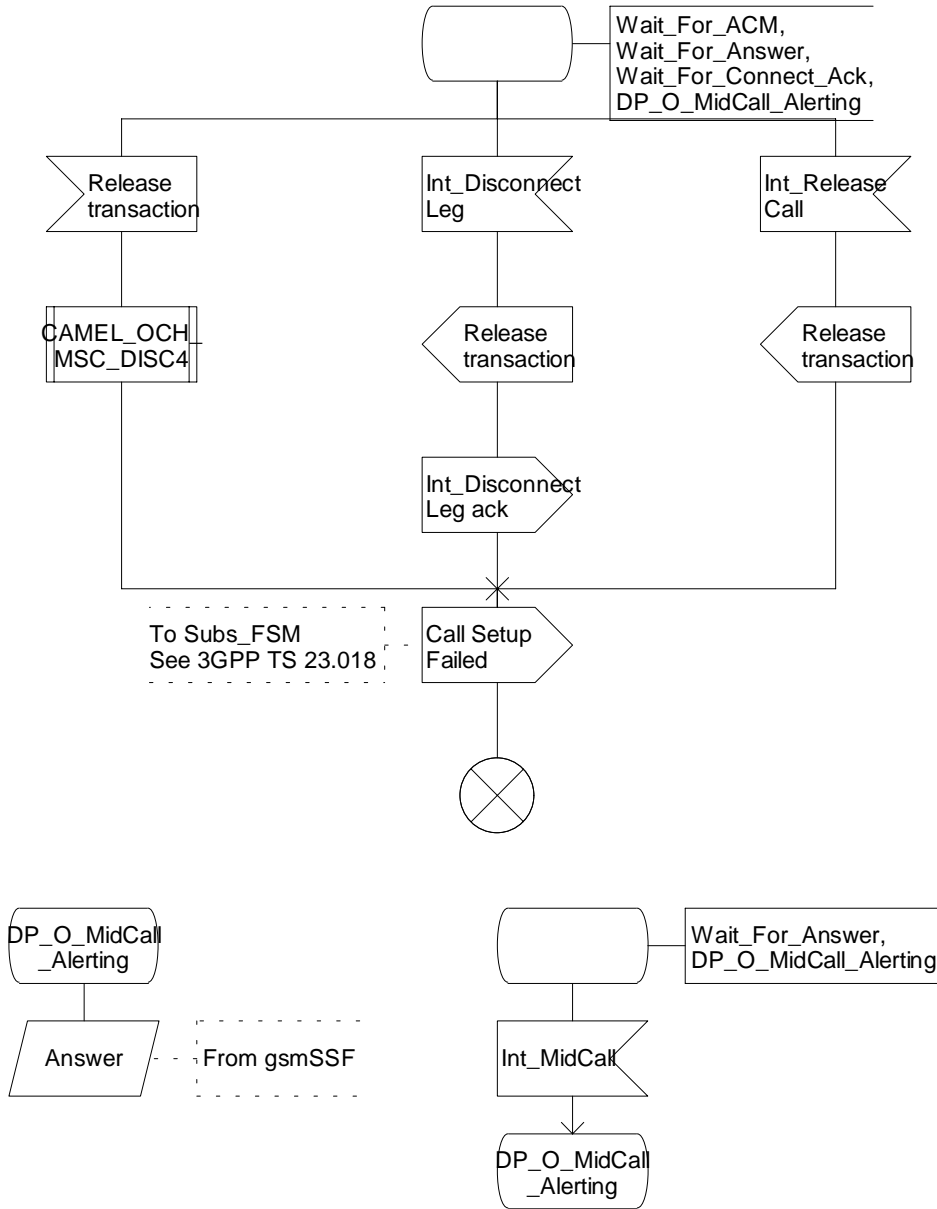


Figure 4.29d: Procedure CAMEL_OCH_LEG1_MSC (sheet 4)

Procedure CAMEL_OCH_LEG1_MSC

5(9)

/* A procedure in the MSC to handle leg 1 in a CPH configuration. */

/* Signals to/from the left are to/from the BSS
Signals to/from the right are to/from the gsmSSF unless otherwise stated */

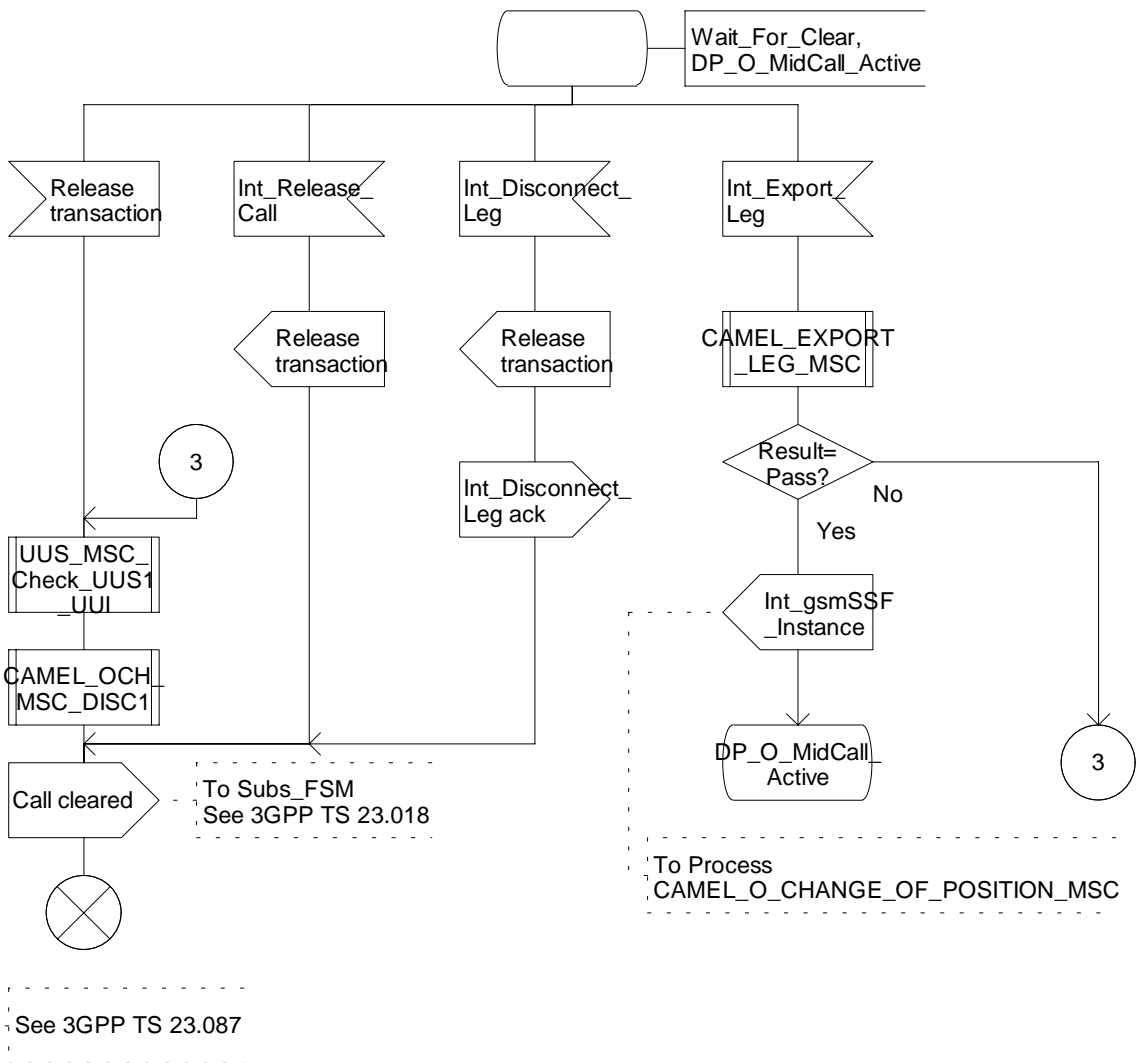


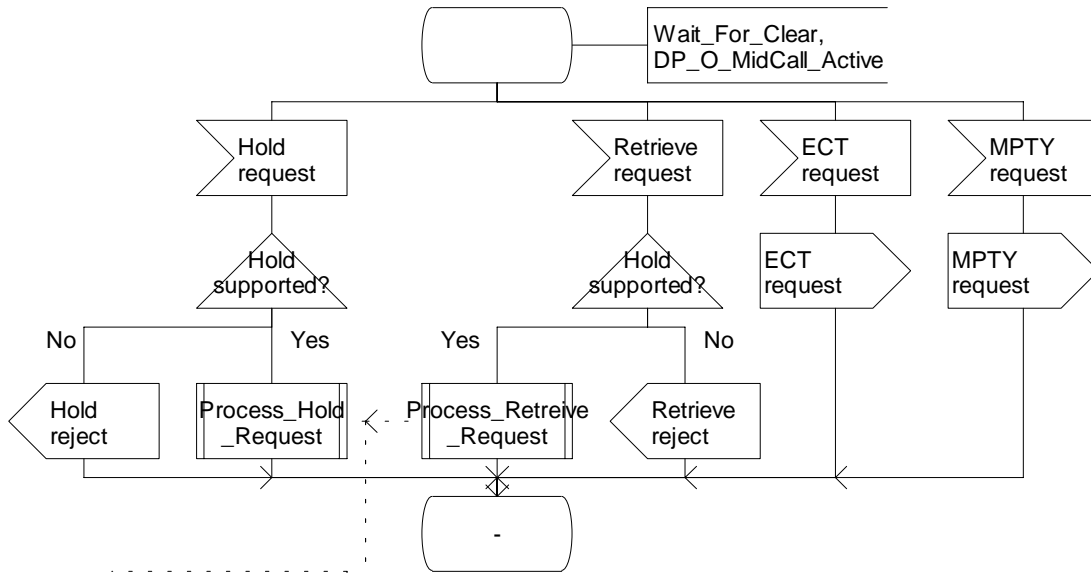
Figure 4.29e: Procedure CAMEL_OCH_LEG1_MSC (sheet 5)

Procedure CAMEL_OCH_LEG1_MSC

6(9)

/* A procedure in the MSC to handle leg 1 in a CPH configuration. */

/* Signals to/from the left are to/from the BSS
Signals to/from the right are to/from the Process Subs_FSM (See 3GPP TS 23.018). */



See 3GPP TS 23.083

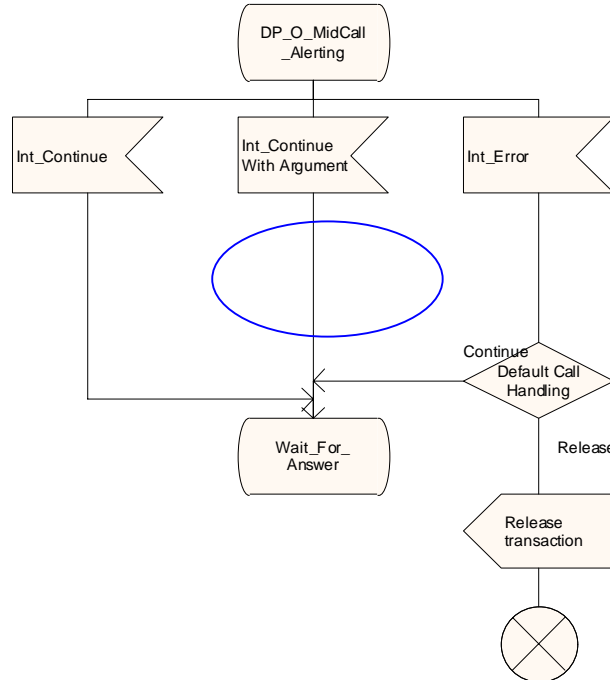
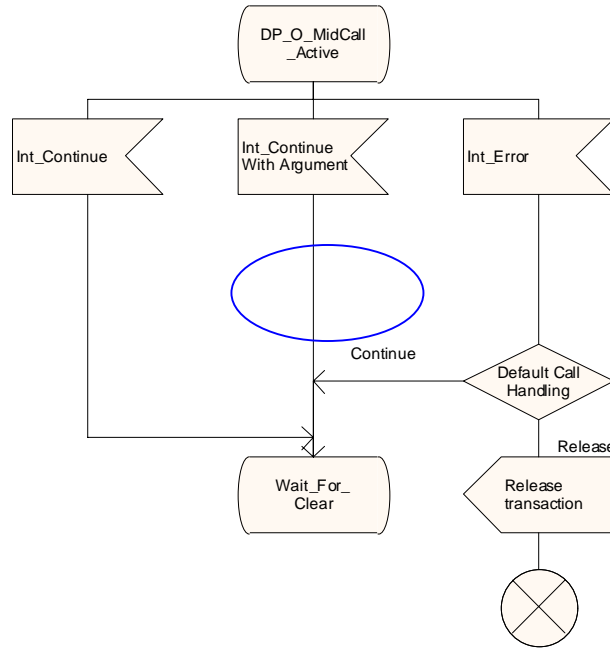
Figure 4.29f: Procedure CAMEL_OCH_LEG1_MSC (sheet 6)

Procedure CAMEL_OCH_LEG1_MSC

7(9)

/* A procedure in the MSC to handle leg 1 in a CPH configuration. */

/* Signals to/from the left are to/from the BSS
Signals to/from the right are to/from the gsmSSF
unless otherwise stated */



Procedure CAMEL_OCH_LEG1_MSC

7(9)

/* A procedure in the MSC to handle leg 1 in a CPH configuration. */

/* Signals to/from the left are to/from the BSS
Signals to/from the right are to/from the gsmSSF unless otherwise stated */

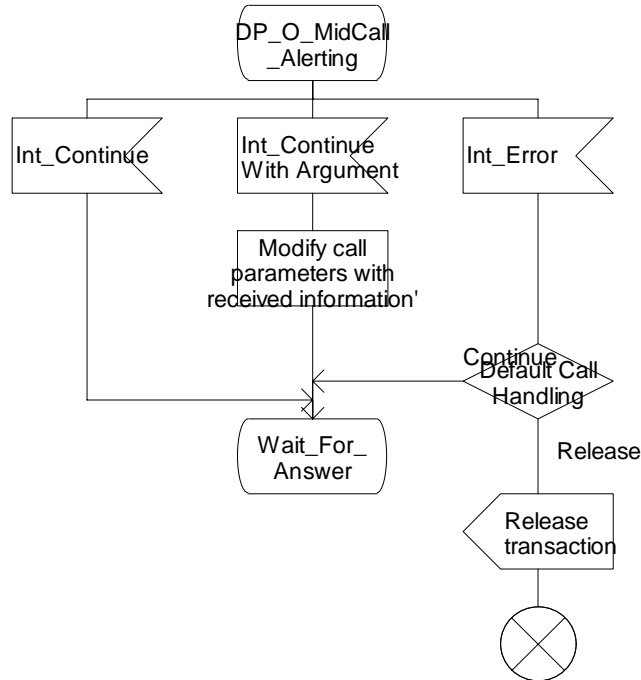
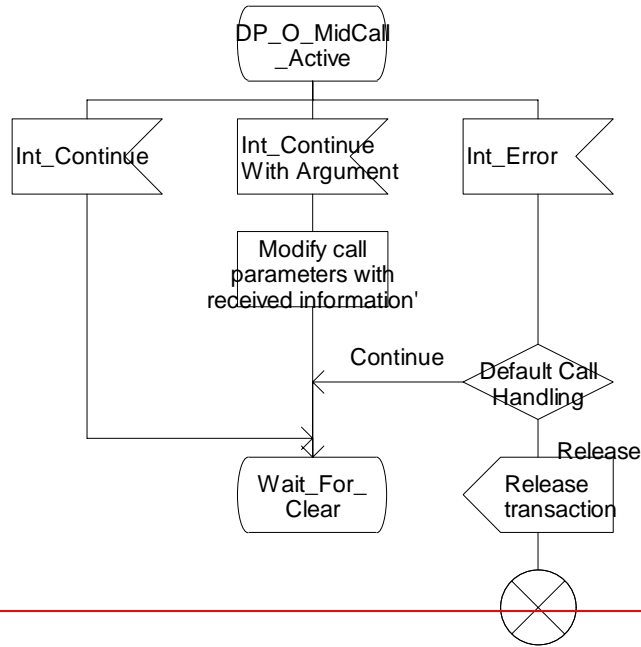


Figure 4.29g: Procedure CAMEL_OCH_LEG1_MSC (sheet 7)

Procedure CAMEL_OCH_LEG1_MSC

8(9)

/* A procedure in the MSC to handle leg 1 in a CPH configuration. */

/* Signals to/from the left are to/from the BSS
Signals to/from the right are to/from the gsmSSF unless otherwise stated */

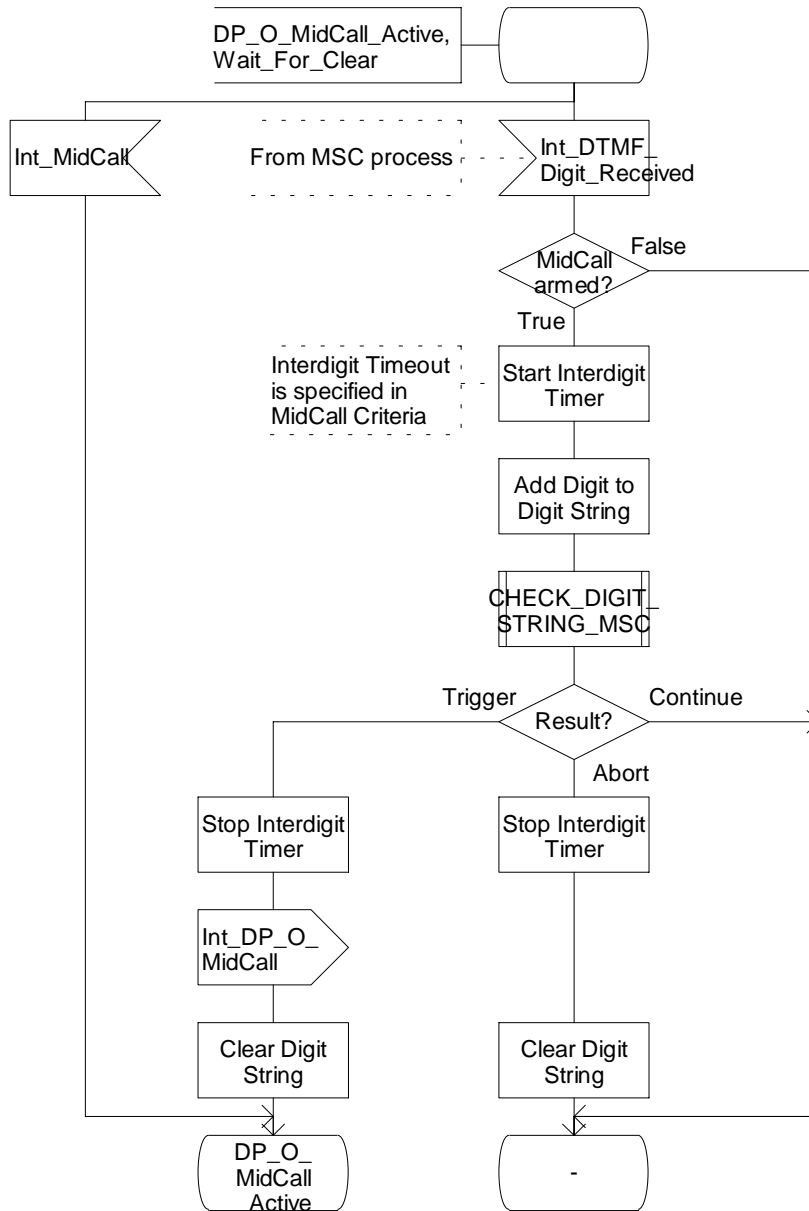


Figure 4.29h: Procedure CAMEL_OCH_LEG1_MSC (sheet 8)

Procedure CAMEL_OCH_LEG1_MSC

9(9)

/* A procedure in the MSC to handle leg 1 in a CPH configuration. */

/* Signals to/from the left are to/from the BSS
Signals to/from the right are to/from the gsmSSF unless otherwise stated */

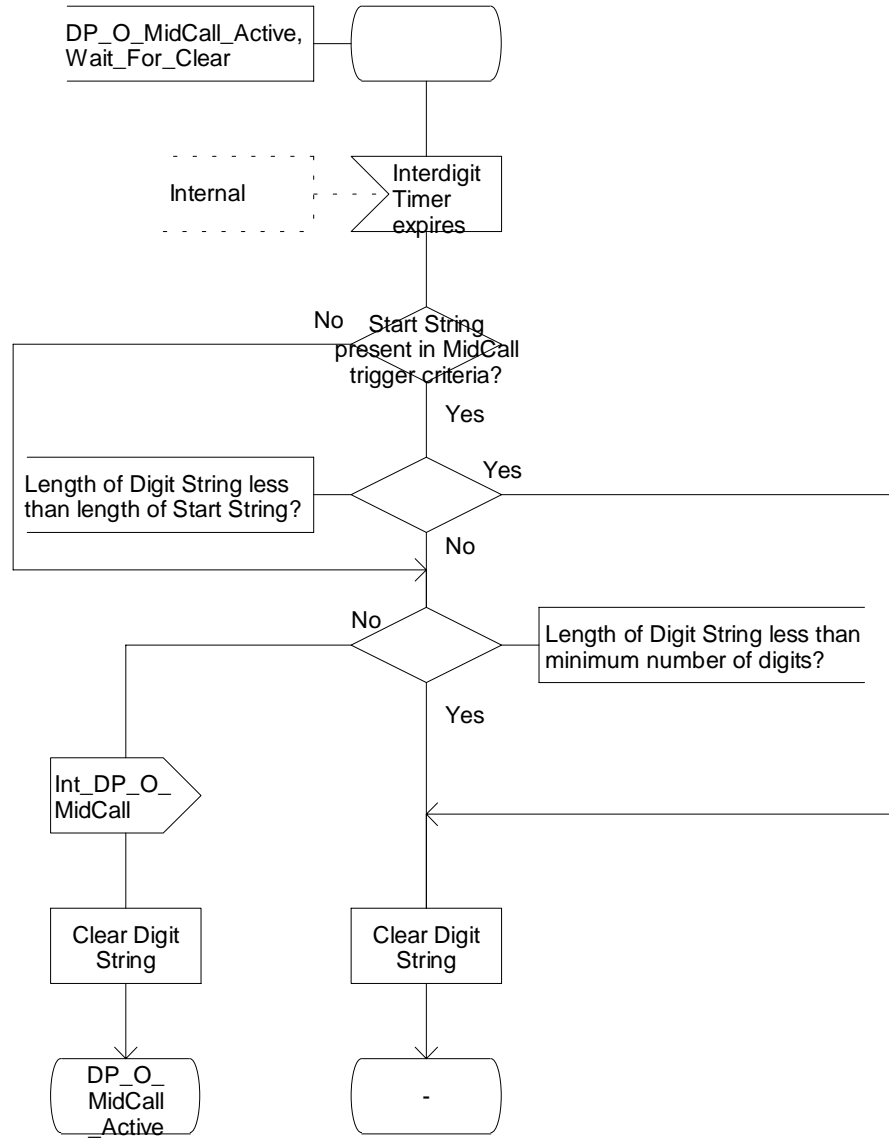


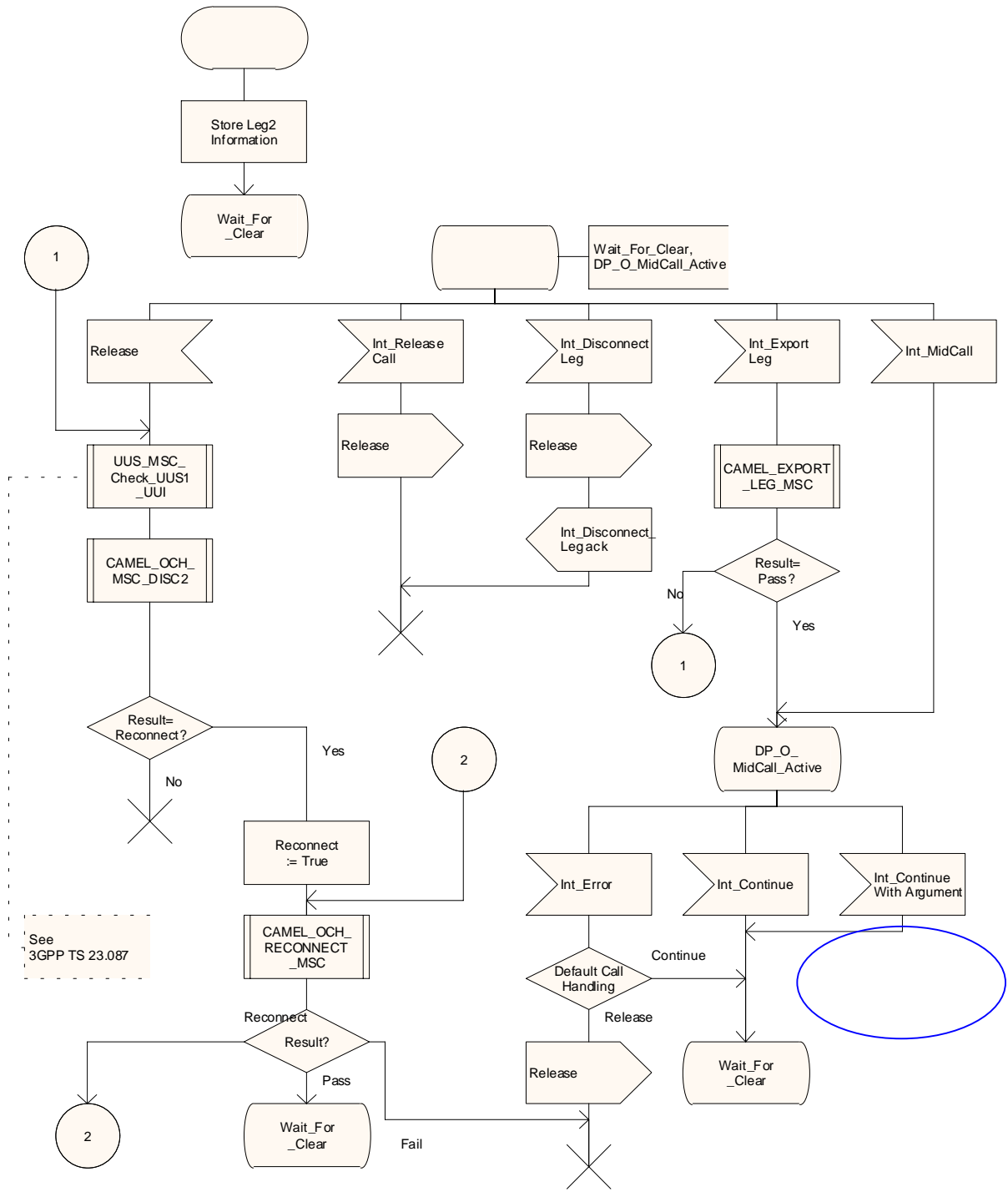
Figure 4.29i: Procedure CAMEL_OCH_LEG1_MSC (sheet 9)

Process CAMEL_OCH_LEG2_MSC

1(1)

/* A procedure in the MSC to handle leg 2 of an active call. */

/* Signals to/from the left are to/from the gsmSSF
Signals to/from the right are to/from the destination exchange unless otherwise stated */



See 3GPP TS 23.087

Process CAMEL_OCH_LEG2_MSC

1(1)

/* A procedure in the MSC to handle leg 2 of an active call. */

/* Signals to/from the left are to/from the gsmSSF. Signals to/from the right are to/from the destination exchange unless otherwise stated */

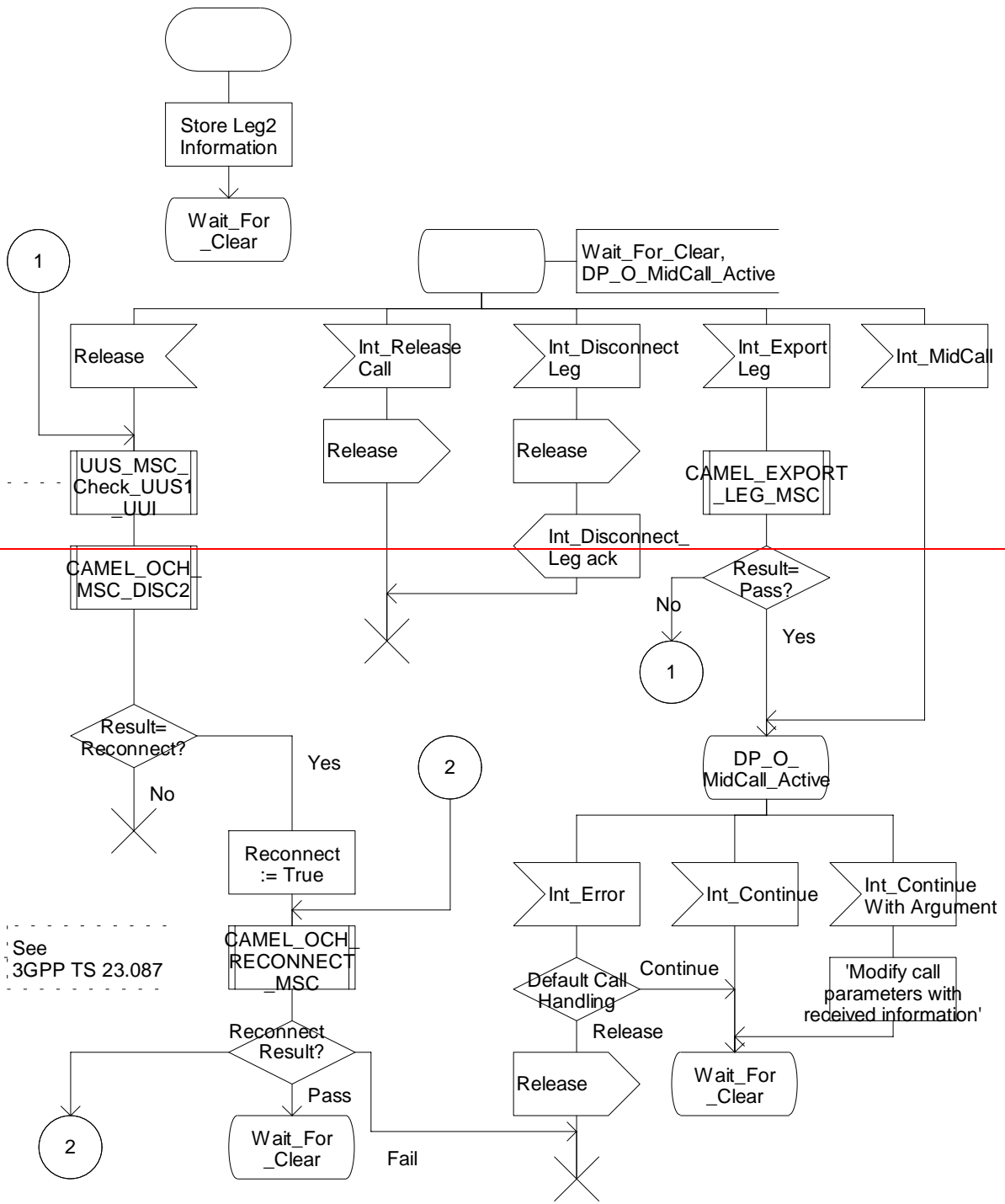


Figure 4.31a: Process CAMEL_OCH_LEG2_MSC (sheet 1)

***** Next Modified Section *****

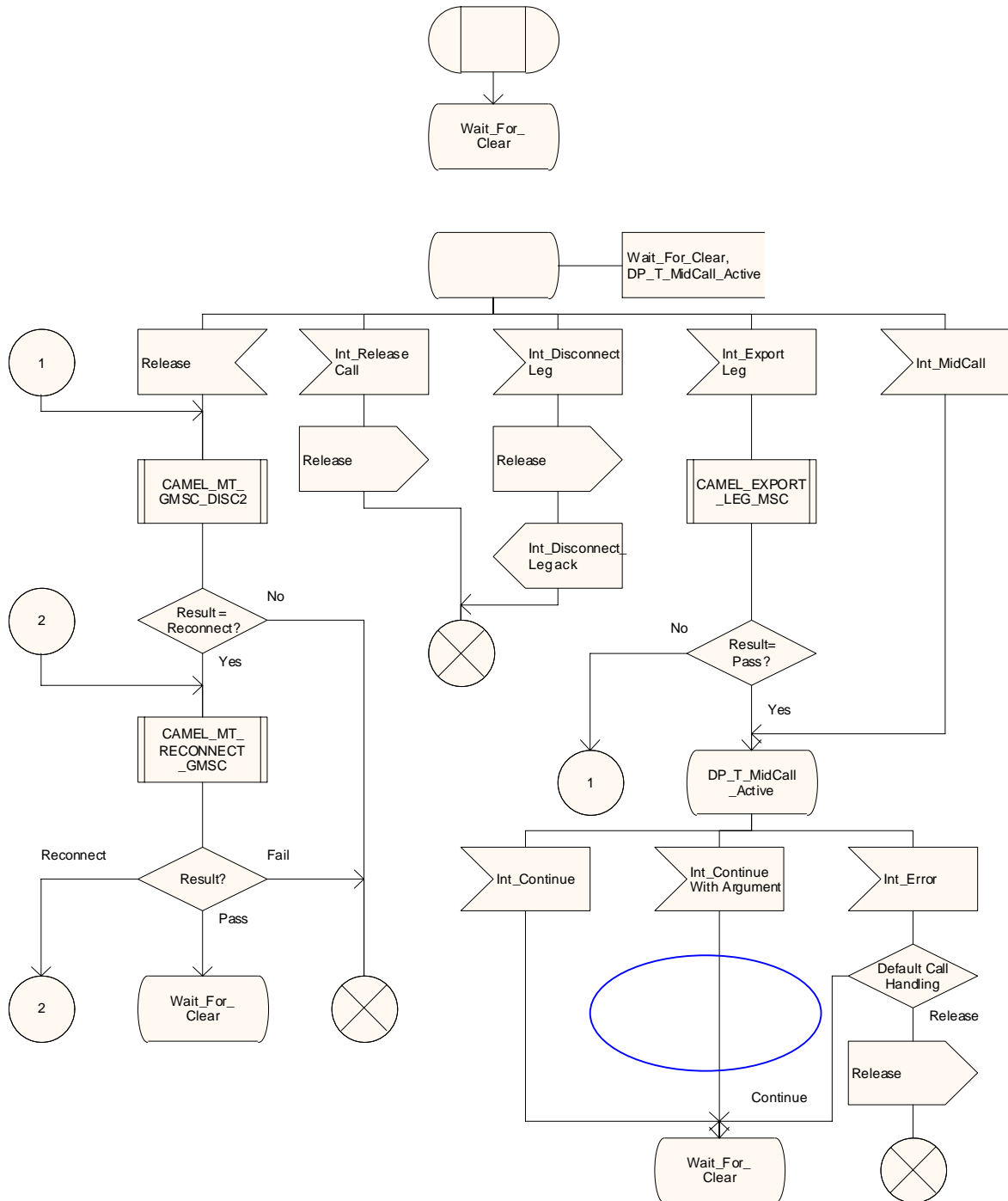
4.5.3 Retrieval of routing information

Procedure CAMEL_MT_LEG2_GMSC

1(1)

/* A procedure in the GMSC to handle leg 2 of an active call. */

/* Signals to/from the left are to/from the gsmSSF; Signals to/from the right are to/from the destination exchange; unless otherwise stated. */



Procedure CAMEL_MT_LEG2_GMSC

1(1)

/* A procedure in the GMSC to handle leg 2 of an active call. */

/* Signals to/from the left are to from the gsmSSF; Signals to/from the right are to/from the destination exchange; unless otherwise stated. */

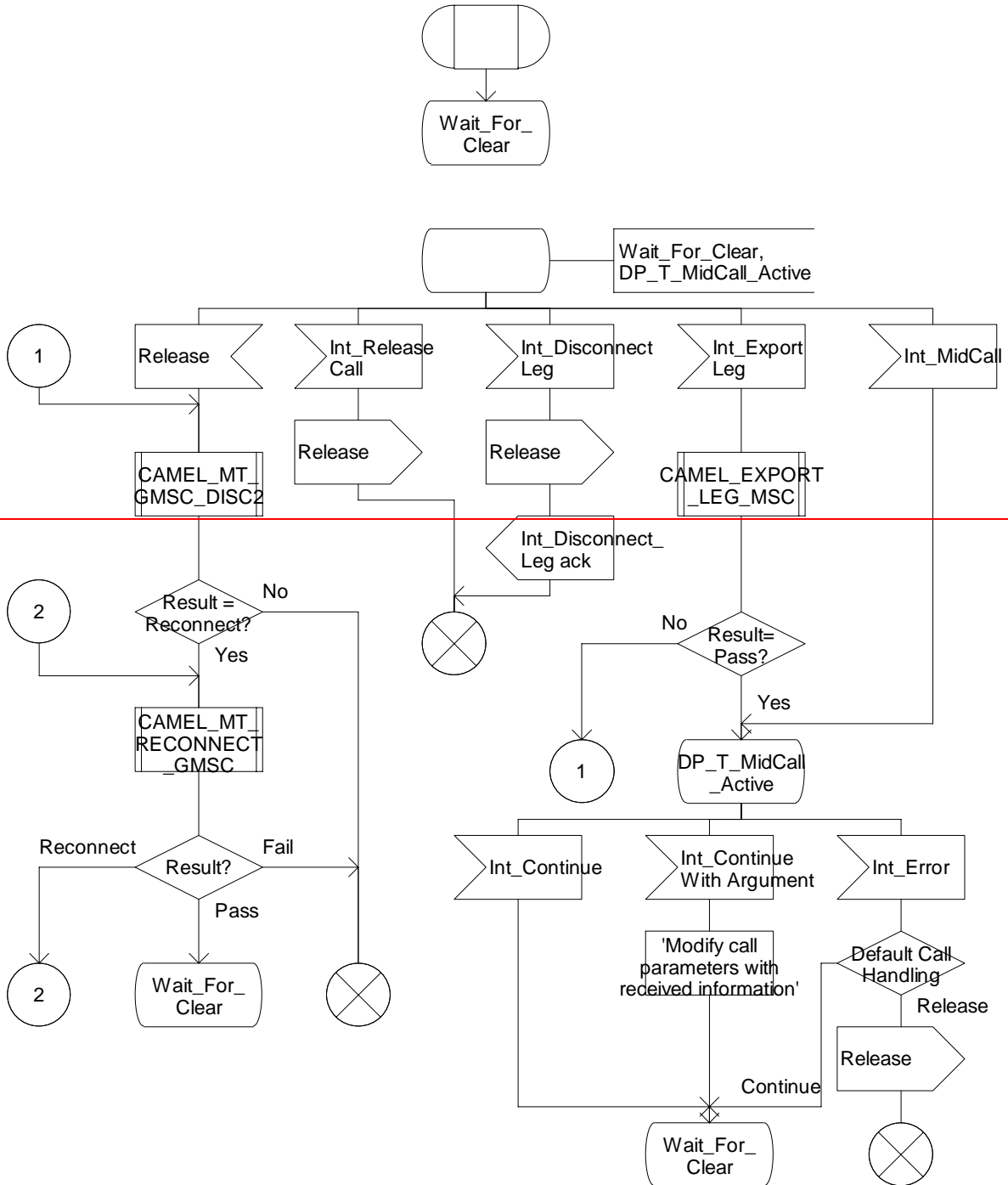


Figure 4.51a: Procedure CAMEL_MT_LEG2_GMSC (sheet 1)

Process CAMEL_MT_LEG1_GMSC

1(3)

/* A process in the GMSC to handle leg 1 in a CPH configuration. */

/* Signals to/from the left are to/from the originating exchange; Signals to/from the right are to/from the gsmSSF unless otherwise stated. */

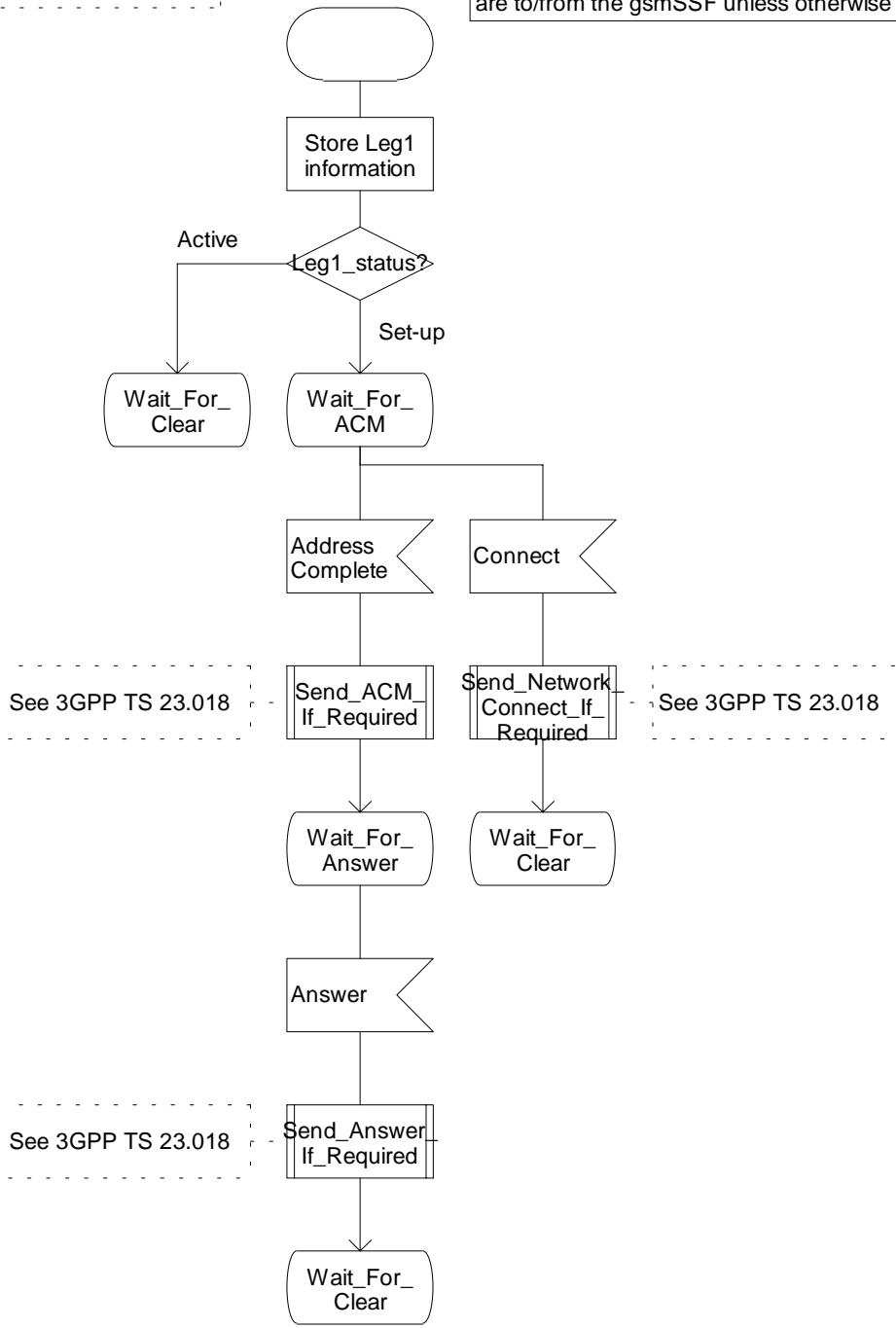


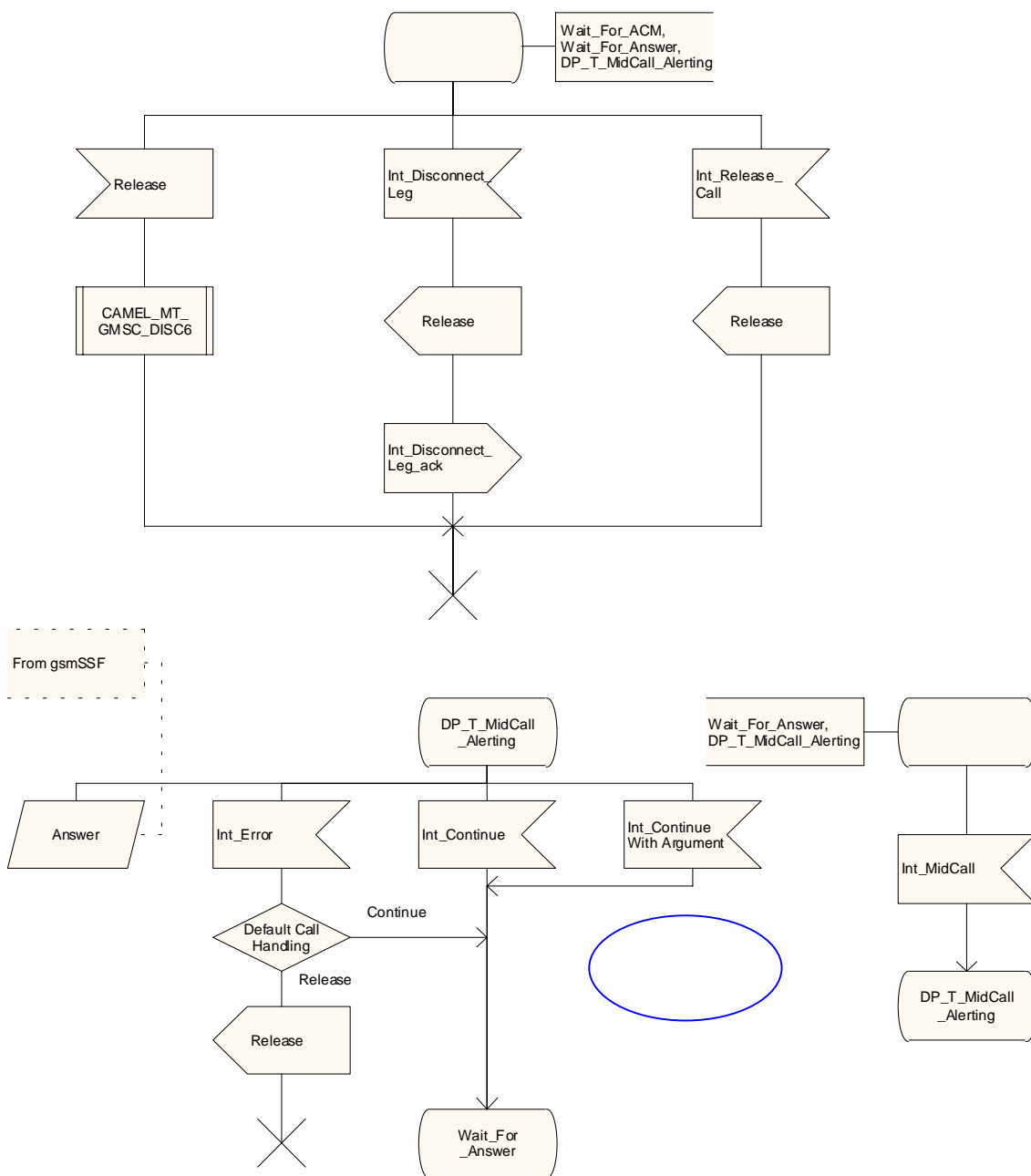
Figure 4.52a: Process CAMEL_MT_LEG1_GMSC (sheet 1)

Process CAMEL_MT_LEG1_GMSC

2(3)

/* A process in the GMSC to handle leg 1 in a CPH configuration. */

/* Signals to/from the left are to/from the originating exchange; Signals to/from the right are to/from the gsmSSF unless otherwise stated. */



Process CAMEL_MT_LEG1_GMSC

2(3)

/* A process in the GMSC to handle leg 1 in a CPH configuration. */

/* Signals to/from the left are to/from the originating exchange; Signals to/from the right are to/from the gsmSSF unless otherwise stated. */

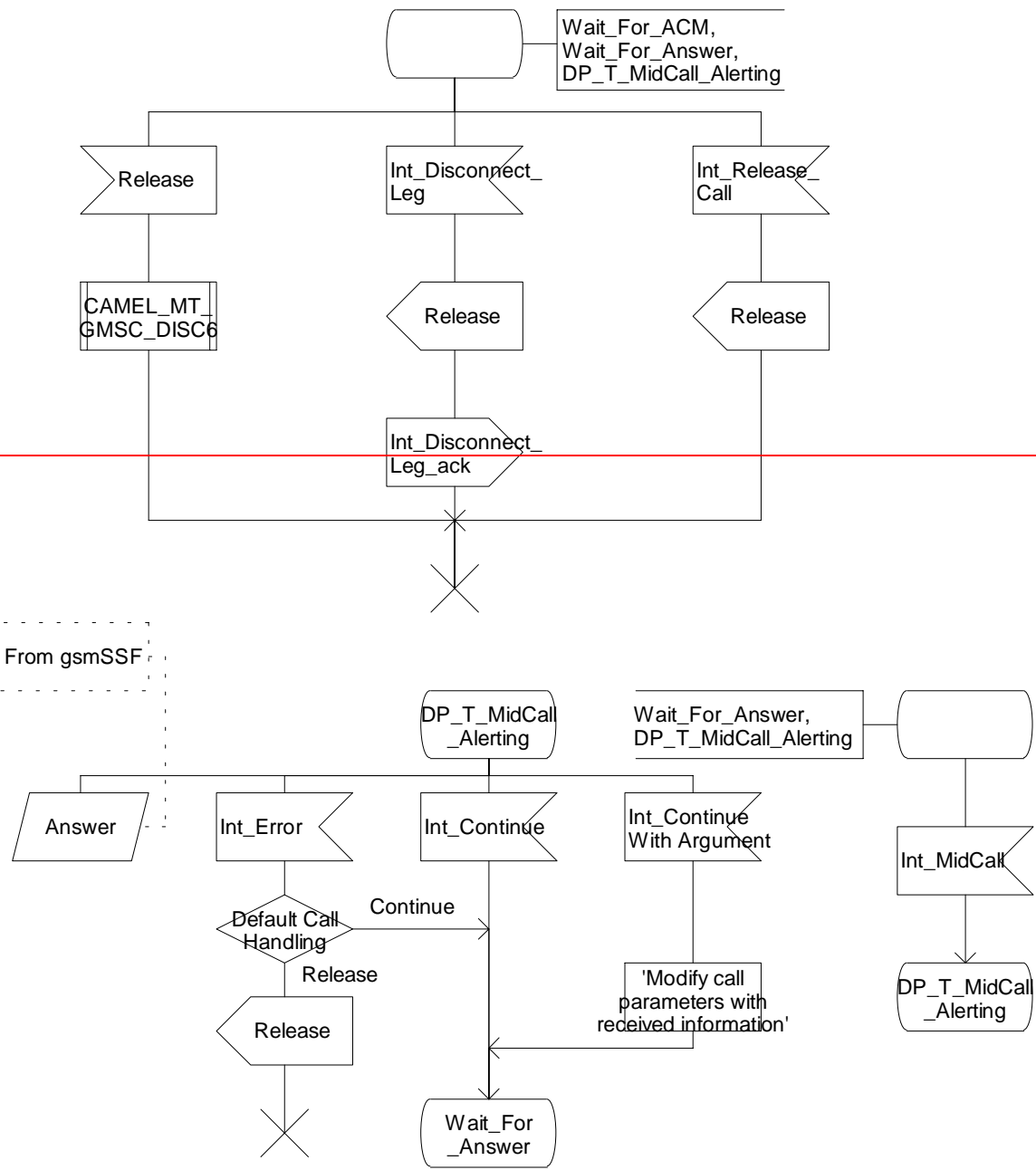


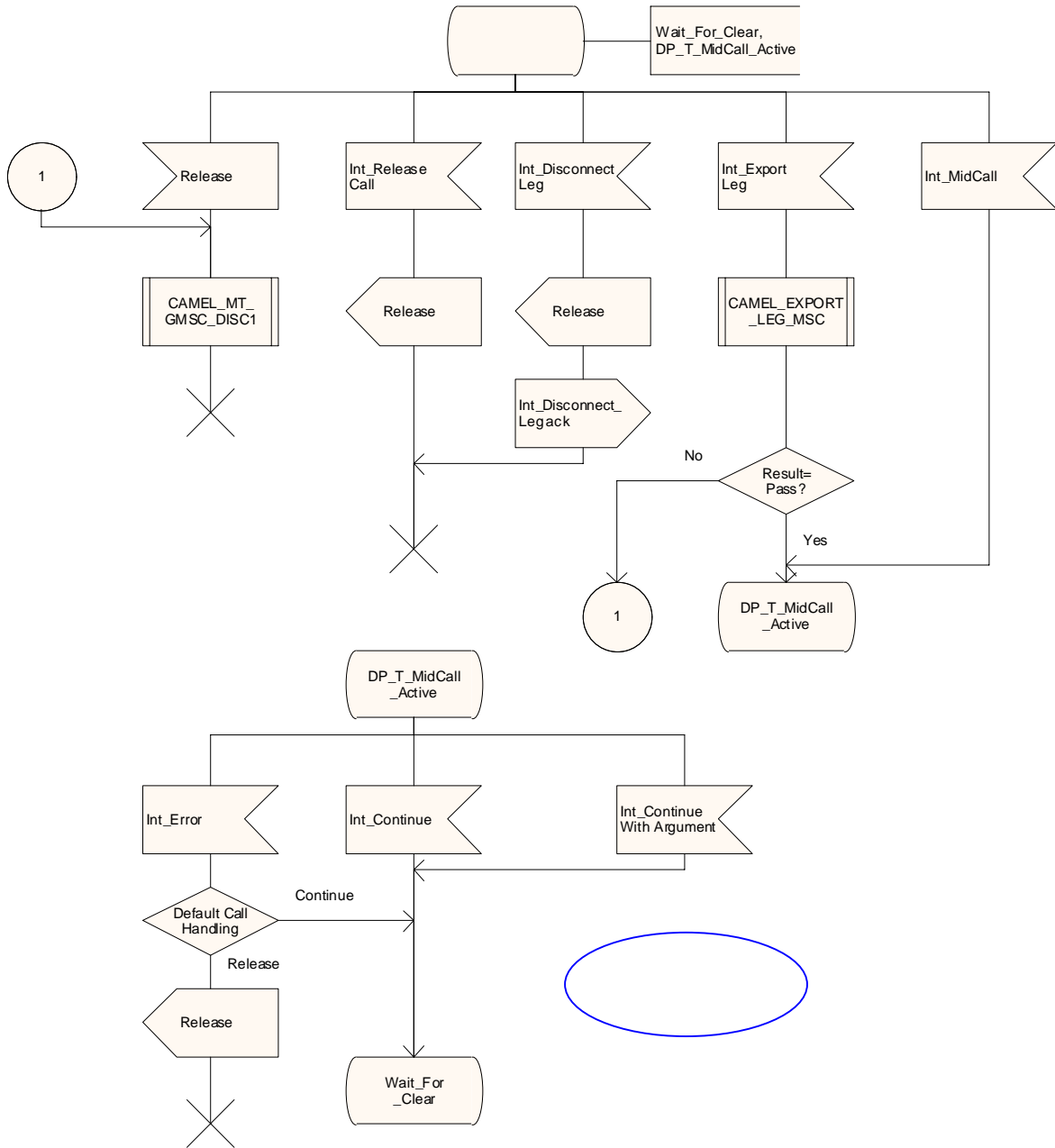
Figure 4.52b: Process CAMEL_MT_LEG1_GMSC (sheet 2)

Process CAMEL_MT_LEG1_GMSC

3(3)

/* A process in the GMSC to handle leg 1 in a CPH configuration. */

/* Signals to/from the left are to/from the originating exchange; Signals to/from the right are to/from the gsmSSF unless otherwise stated. */



Process CAMEL_MT_LEG1_GMSC

3(3)

/* A process in the GMSC to handle leg 1 in a CPH configuration. */

/* Signals to/from the left are to/from the originating exchange; Signals to/from the right are to/from the gsmSSF unless otherwise stated. */

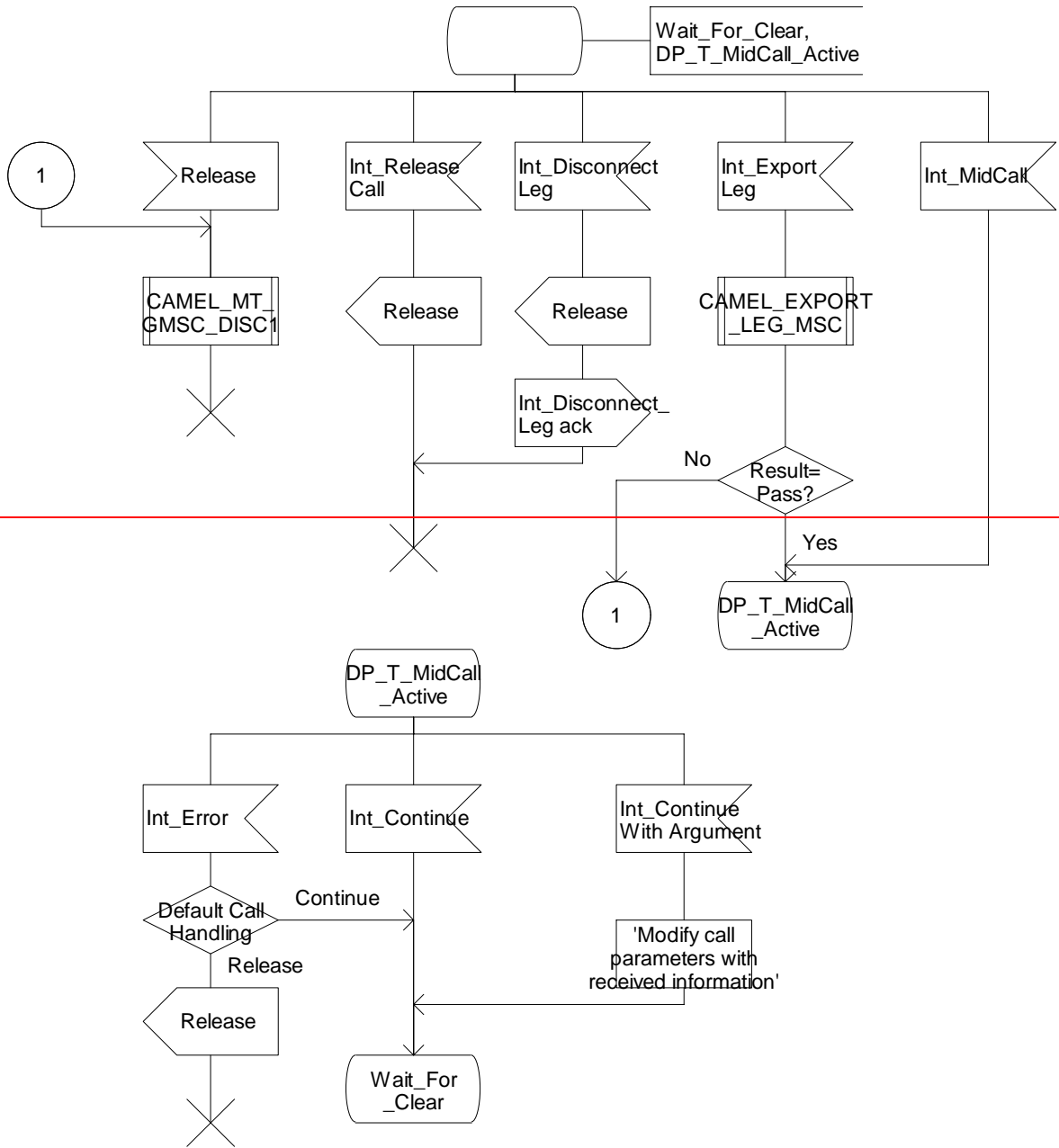


Figure 4.52c: Process CAMEL_MT_LEG1_GMSC (sheet 3)

***** Next Modified Section *****

4.5.4 Handling of mobile terminating calls

Procedure CAMEL_Ich_LEG2_MSC

1(6)

/* A procedure in the MSC to handle leg 2 of an active call. */

/* Signals to/from the left are to/from the gsmSSF; Signals to/from the right are to/from the BSS; unless otherwise stated. */

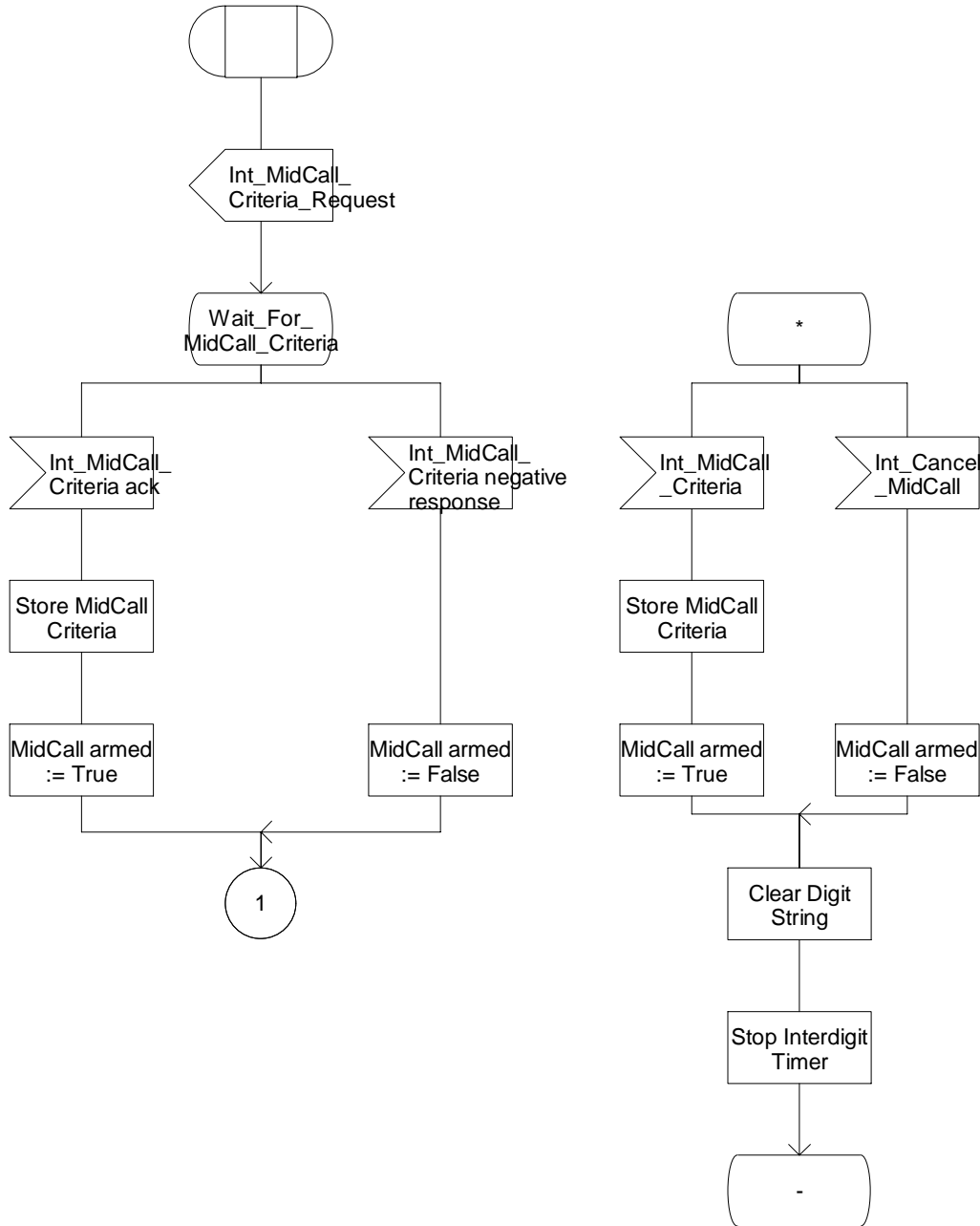


Figure 4.67a: Procedure CAMEL_Ich_LEG2_MSC (sheet 1)

Procedure CAMEL_Ich_LEG2_MSC

2(6)

/* A procedure in the MSC to handle leg 2 of an active call. */

/* Signals to/from the left are to/from the gsmSSF; Signals to/from the right are to/from the BSS; unless otherwise stated. */

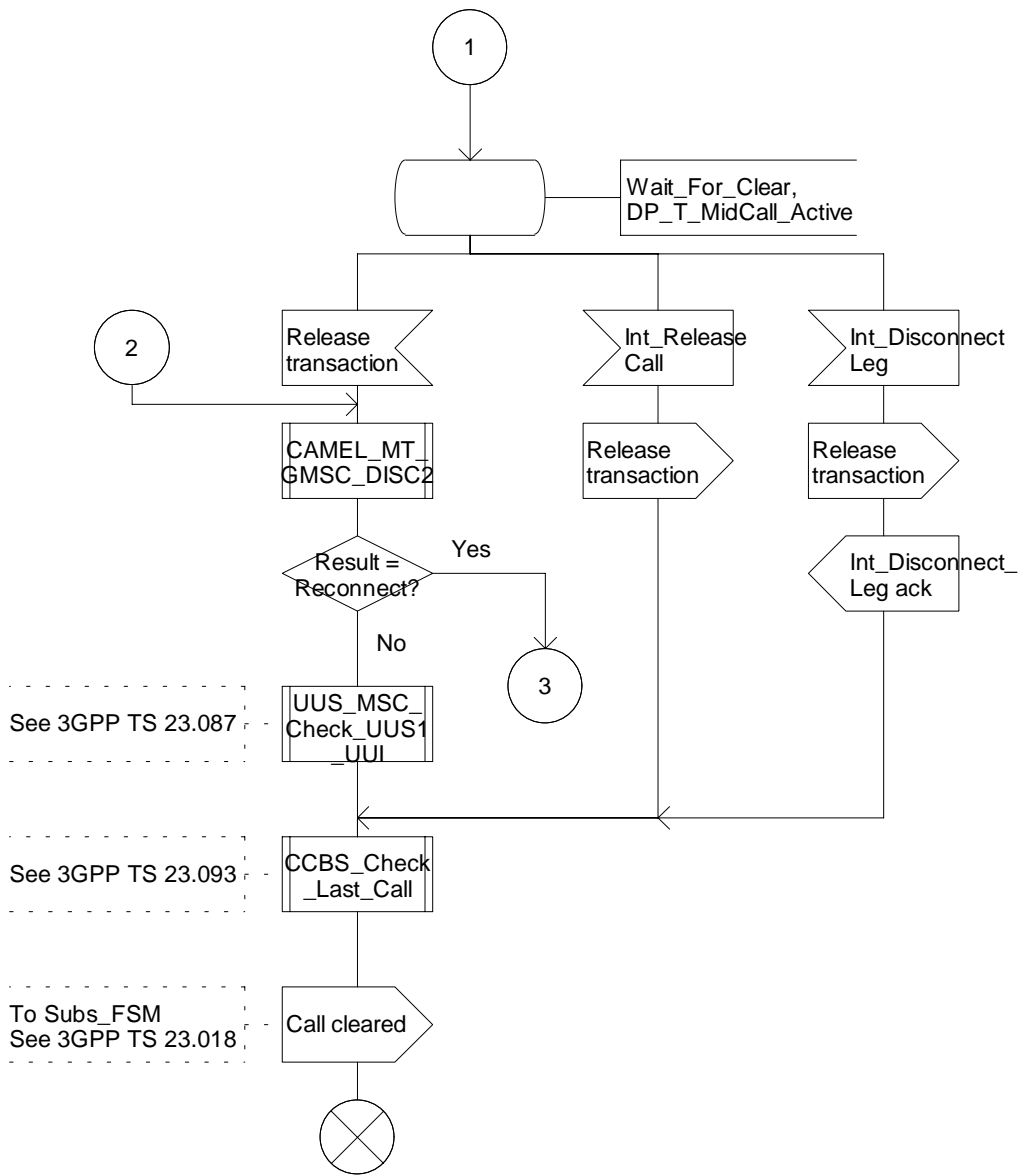


Figure 4.67b: Procedure CAMEL_Ich_LEG2_MSC (sheet 2)

Procedure CAMEL_Ich_LEG2_MSC

3(6)

/* A procedure in the MSC to handle leg 2 of an active call. */

/* Signals to/from the left are to/from the Subs_FSM (See 3GPP TS 23.018); Signals to/from the right are to/from the BSS; unless otherwise stated. */

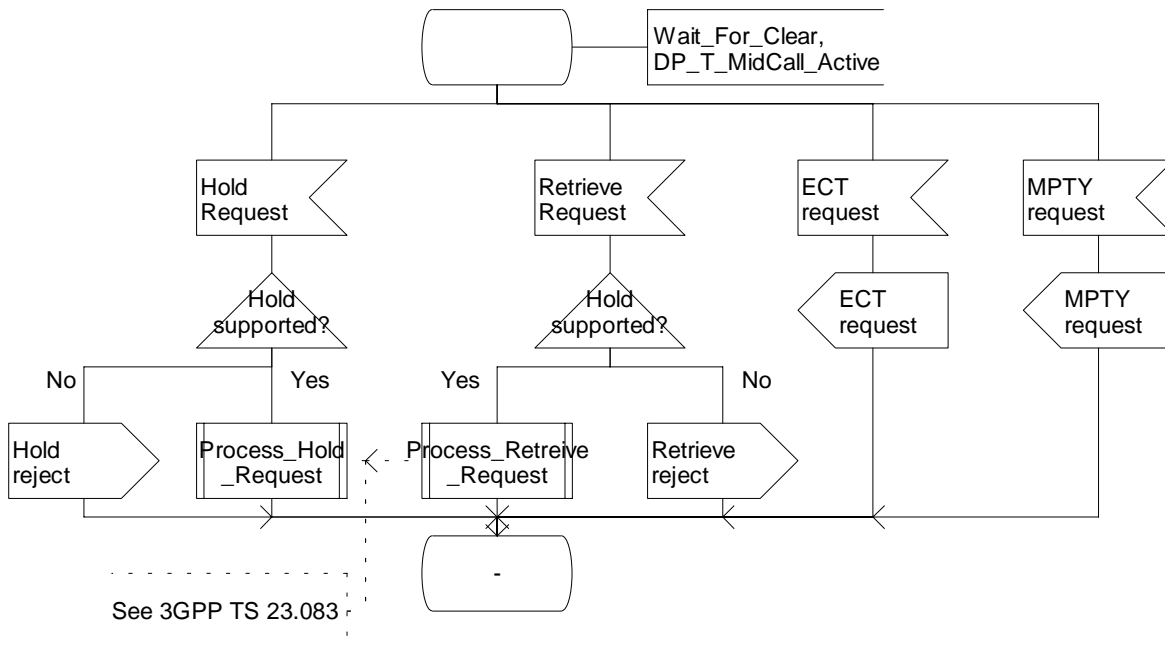


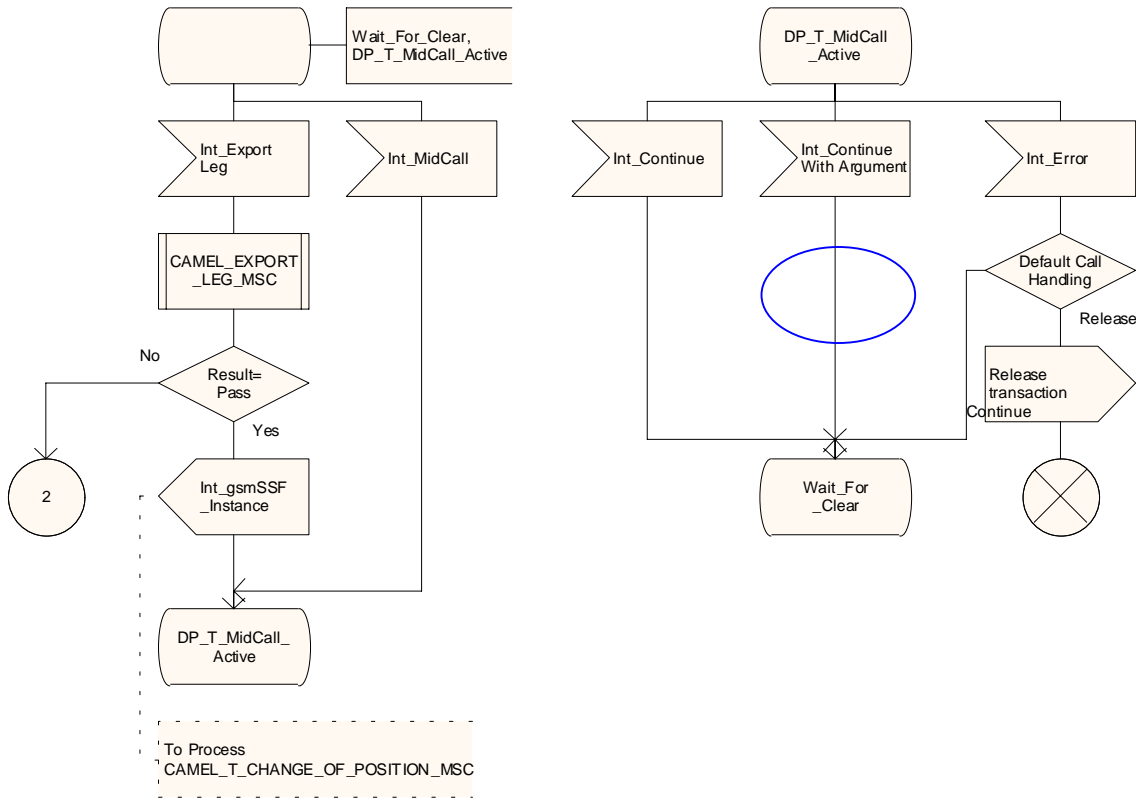
Figure 4.67c: Procedure CAMEL_Ich_LEG2_MSC (sheet 3)

Procedure CAMEL_Ich_LEG2_MSC

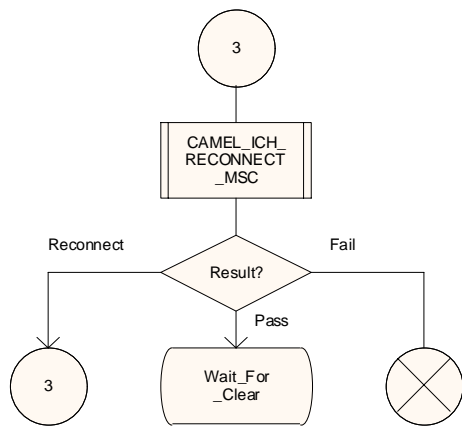
4(6)

/* A procedure in the MSC to handle leg 2 of an active call. */

/* Signals to/from the left are to/from the gsmSSF; Signals to/from the right are to/from BSS; unless otherwise stated. */



To Process CAMEL_T_CHANGE_OF_POSITION_MSC



Procedure CAMEL_Ich_LEG2_MSC

4(6)

/* A procedure in the MSC to handle leg 2 of an active call. */

/* Signals to/from the left are to/from the gsmSSF; Signals to/from the right are to/from BSS; unless otherwise stated. */

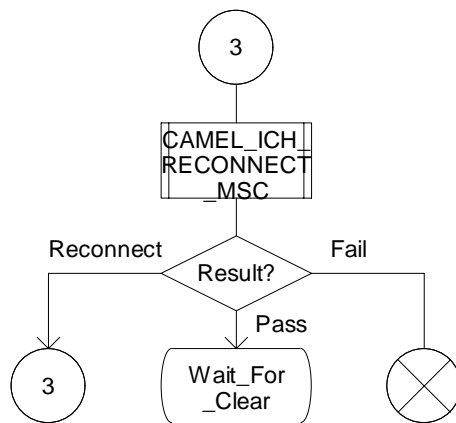
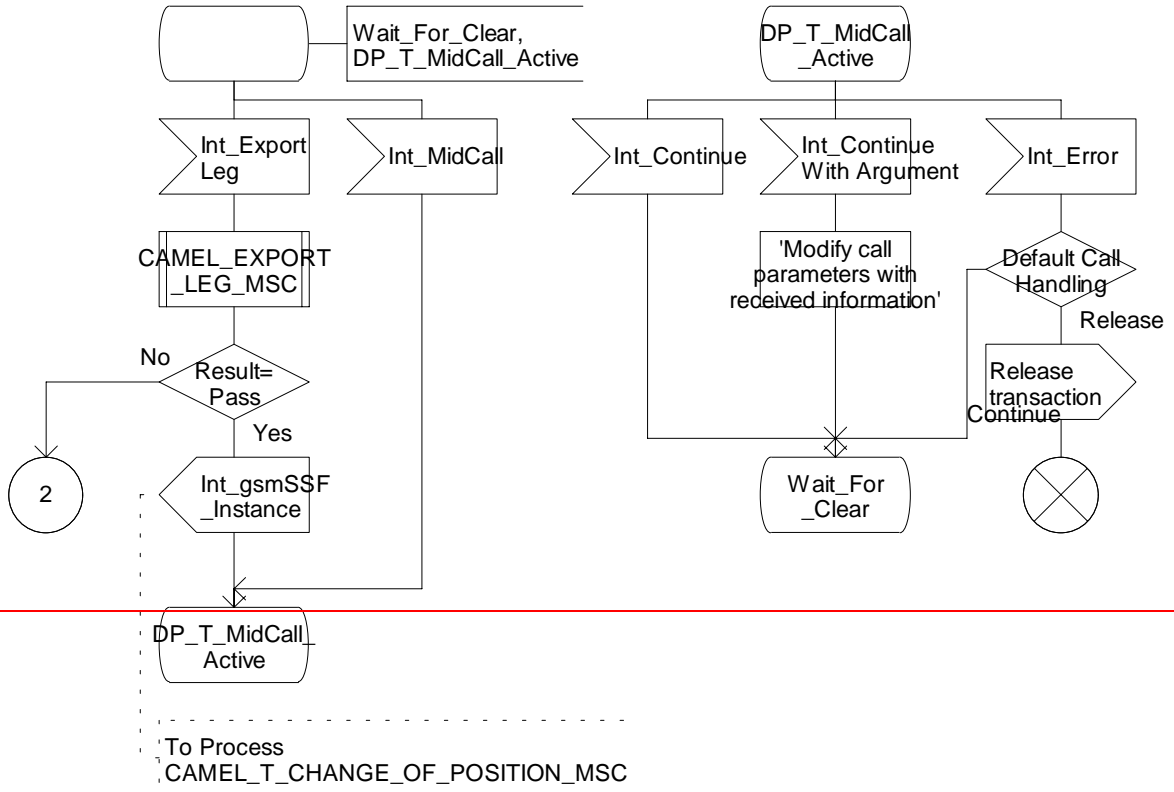


Figure 4.67d: Procedure CAMEL_Ich_LEG2_MSC (sheet 4)

Procedure CAMEL_Ich_LEG2_MSC

5(6)

/* A procedure in the MSC to handle leg 2 of an active call. */

/* Signals to/from the left are to/from the gsmSSF; Signals to/from the right are to/from BSS; unless otherwise stated. */

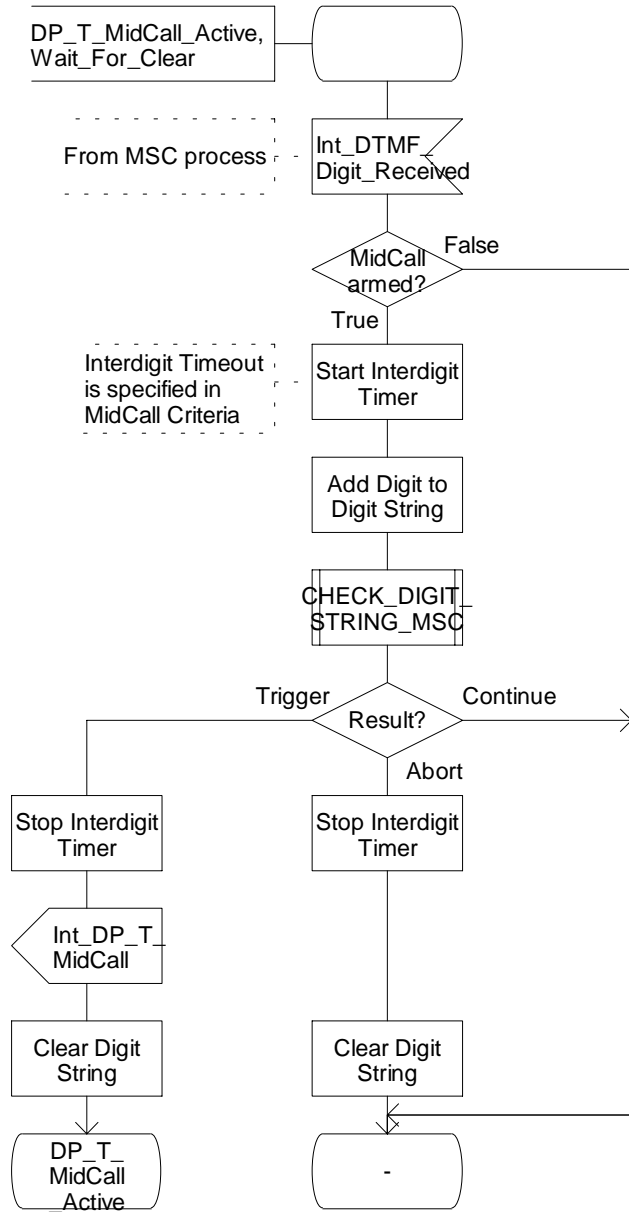


Figure 4.67e: Procedure CAMEL_Ich_LEG2_MSC (sheet 5)

Procedure CAMEL_Ich_LEG2_MSC

6(6)

/* A procedure in the MSC to handle leg 2 of an active call. */

/* Signals to/from the left are to/from the gsmSSF; Signals to/from the right are to/from BSS; unless otherwise stated. */

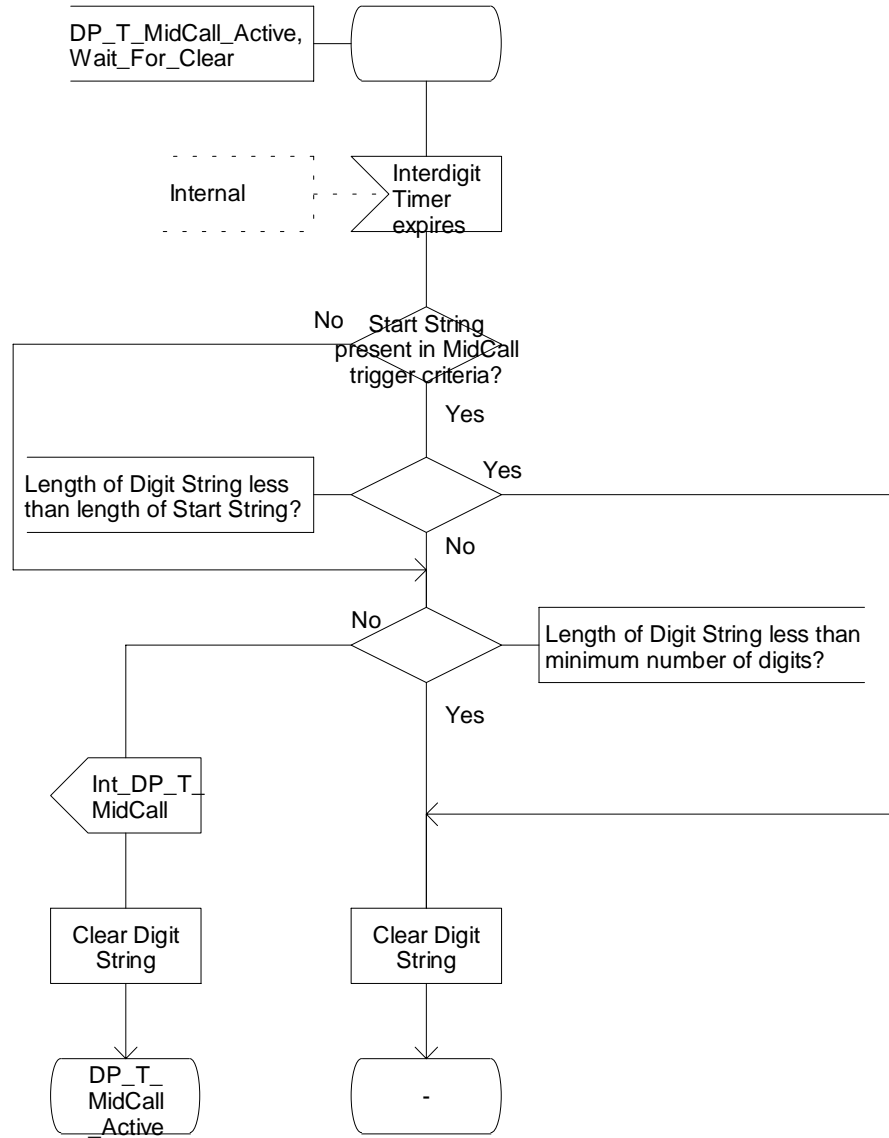


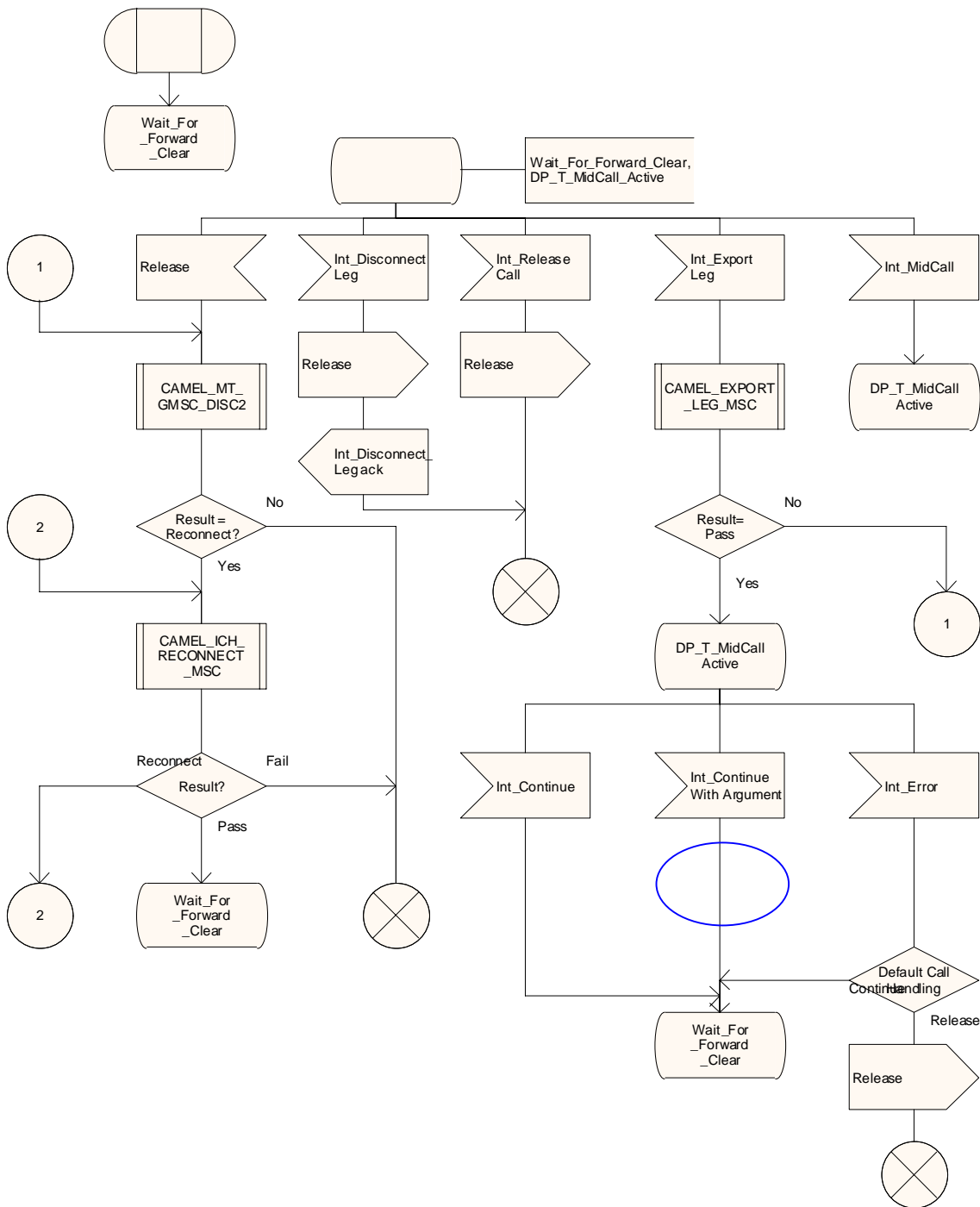
Figure 4.67f: Procedure CAMEL_Ich_LEG2_MSC (sheet 6)

Procedure CAMEL_Ich_LEG2_CF_MSC

1(1)

/* A procedure in the MSC to handle a forwarded leg 2 of an active call. */

/* Signals to/from the left are to/from the gsmSSF; Signals to/from the right are to/from MT_CF_MSC unless otherwise stated. */



Procedure CAMEL_Ich_LEG2_CF_MSC

1(1)

/* A procedure in the MSC to handle a forwarded leg 2 of an active call. */

/* Signals to/from the left are to/from the gsmSSF; Signals to/from the right are to/from MT_CF_MSC; unless otherwise stated. */

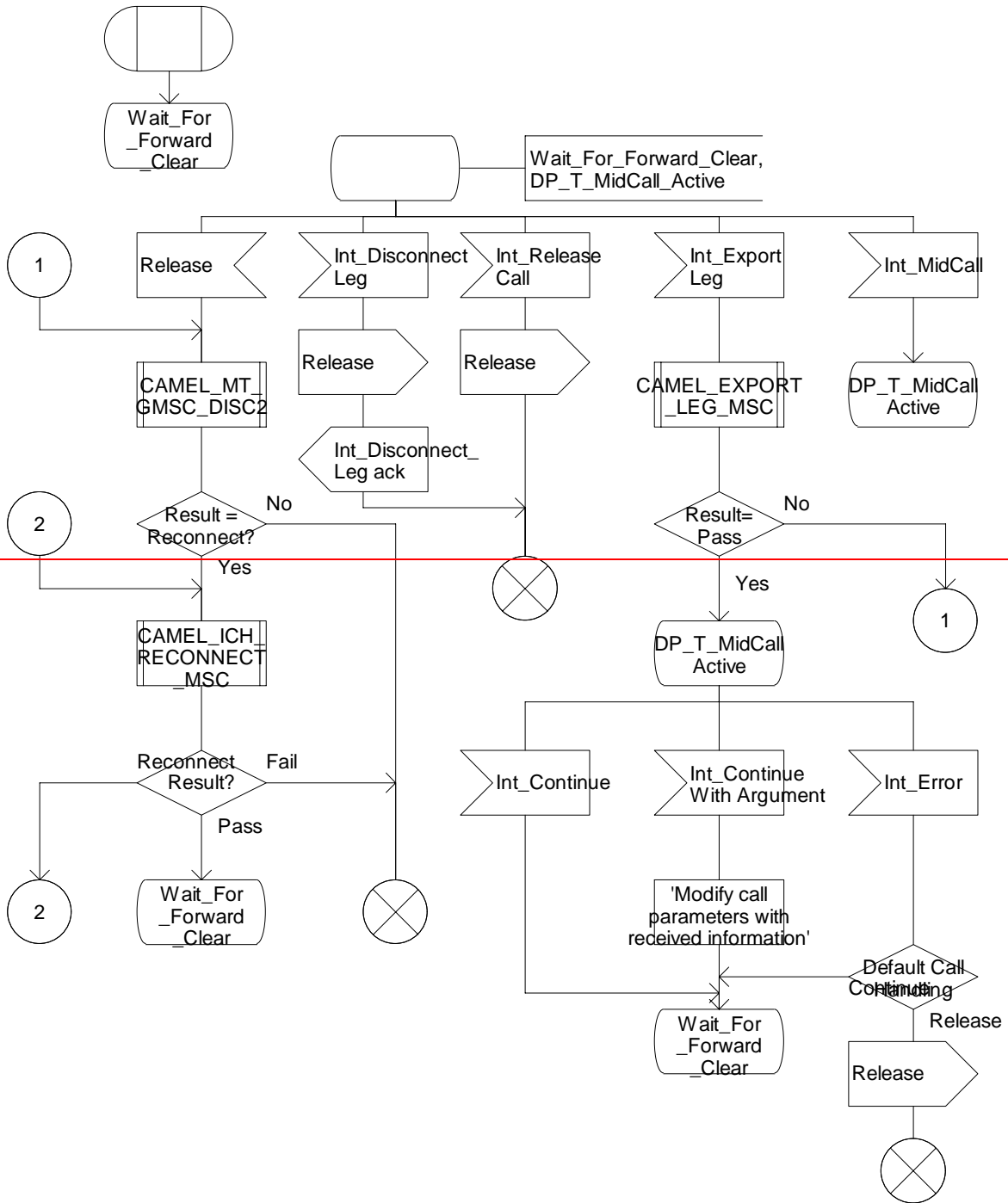


Figure 4.68a: Process CAMEL_Ich_LEG2_CF_MSC (sheet 1)

Process CAMEL_ICH_LEG1_MSC

1(3)

/* A process in the MSC to handle leg 1 of a CPH configuration. */

/*Signals to/from the left are to/from the GMSC; Signals to/from the right are to/from the gsmSSF; unless otherwise stated. */

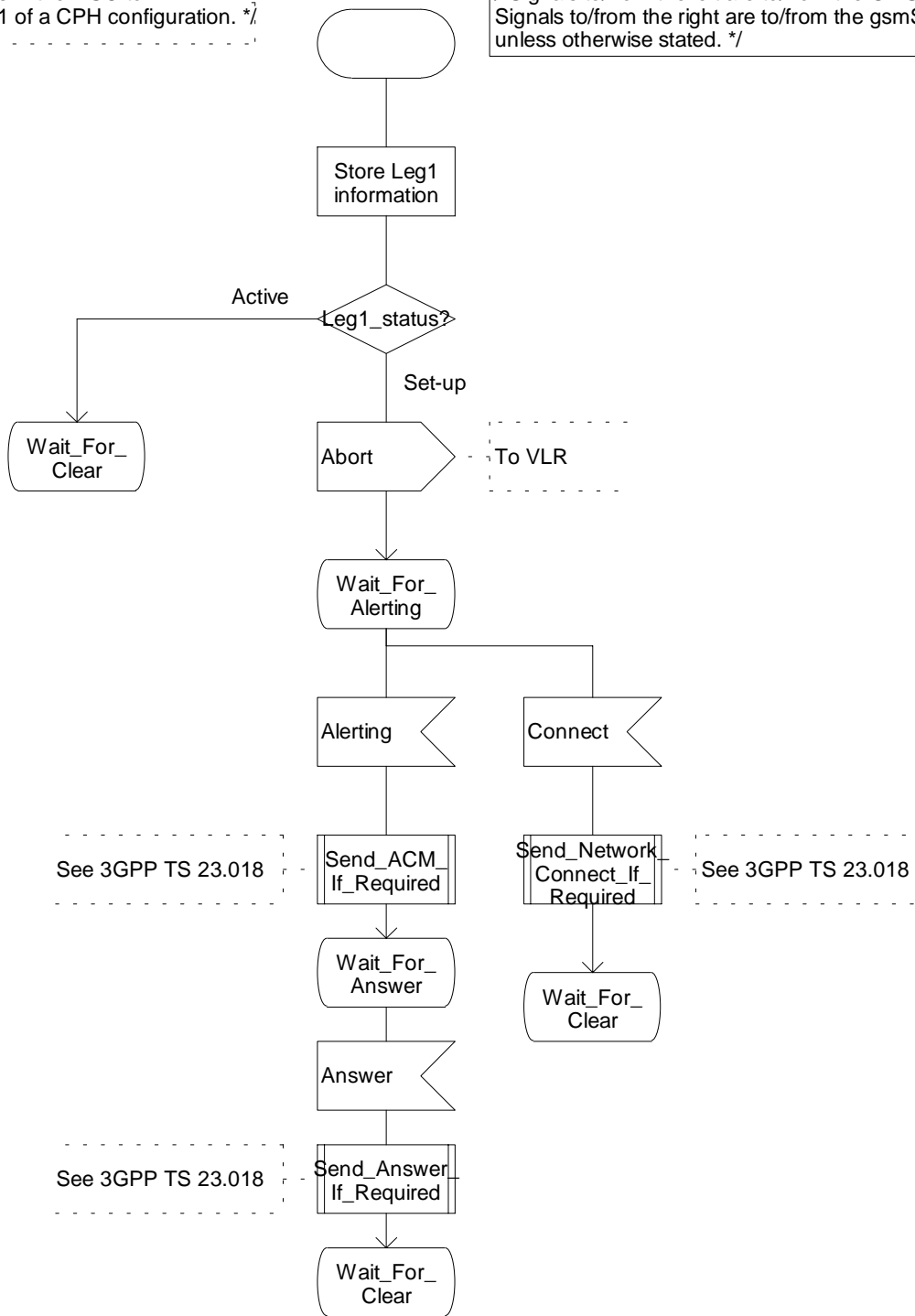


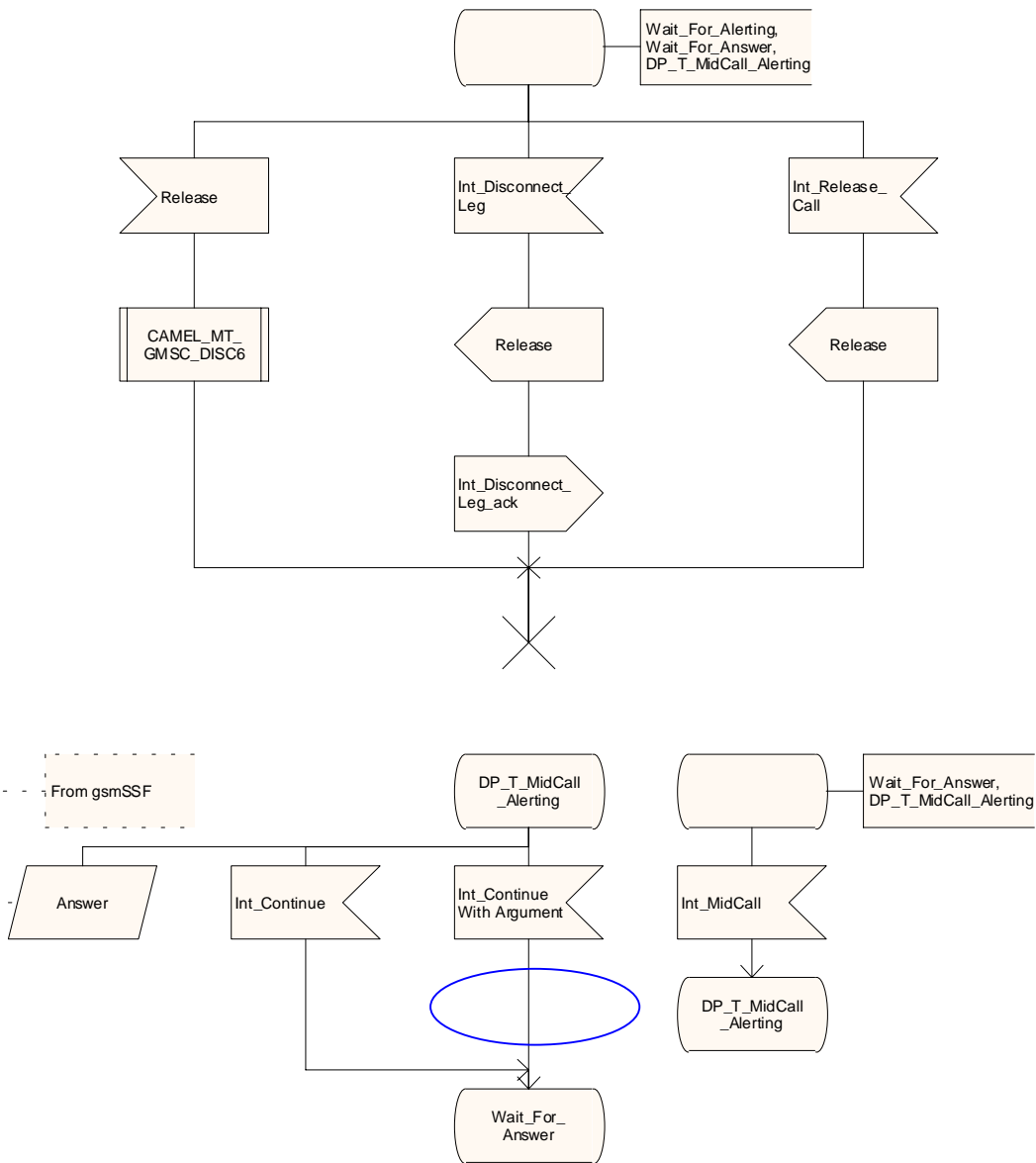
Figure 4.69a: Process CAMEL_ICH_LEG1_MSC (sheet 1)

Process CAMEL_Ich_LEG1_MSC

2(3)

/* A process in the MSC to handle leg 1 of a CPH configuration. */

/*Signals to/from the left are to/from the GMSC; Signals to/from the right are to/from the gsmSSF, unless otherwise stated.*/



Process CAMEL_ICH_LEG1_MSC

2(3)

/* A process in the MSC to handle leg 1 of a CPH configuration. */

/*Signals to/from the left are to/from the GMSC; Signals to/from the right are to/from the gsmSSF; unless otherwise stated. */

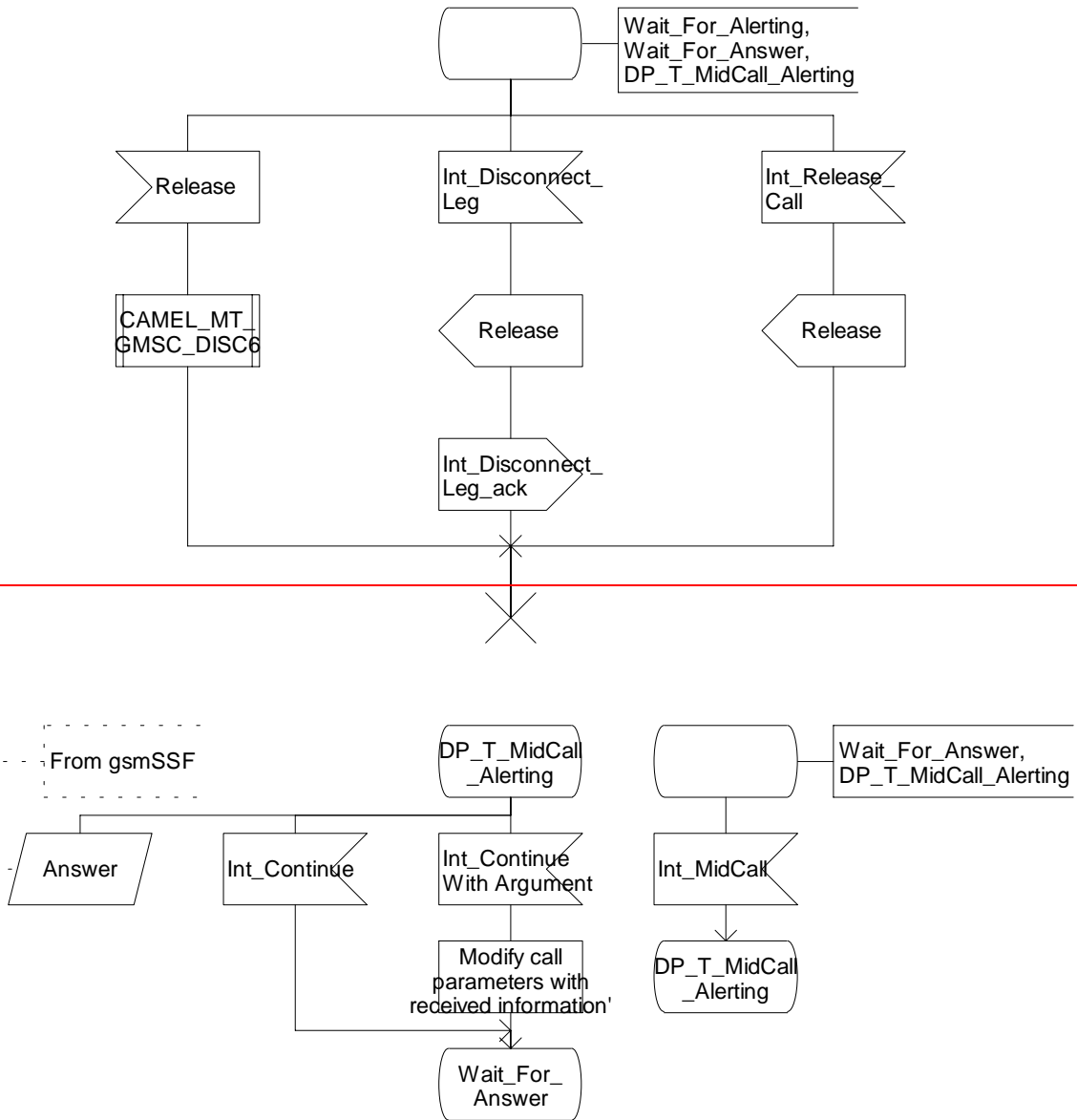


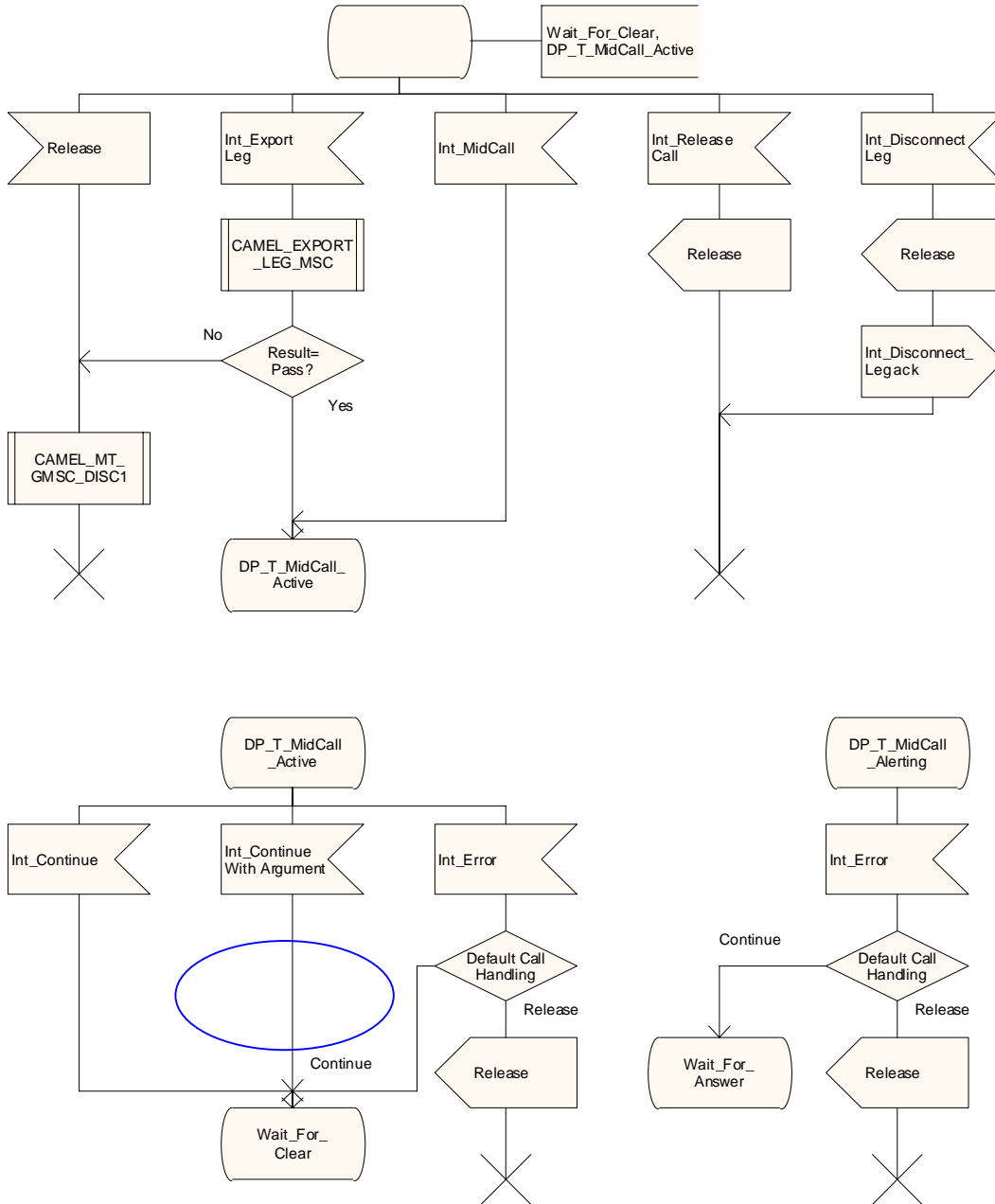
Figure 4.69b: Process CAMEL_ICH_LEG1_MSC (sheet 2)

Process CAMEL_Ich_LEG1_MSC

3(3)

/* A process in the MSC to handle leg 1 of a CPH configuration. */

/*Signals to/from the left are to/from the GMSC; Signals to/from the right are to/from the gsmSSF, unless otherwise stated.*/



Process CAMEL_Ich_LEG1_MSC

3(3)

/* A process in the MSC to handle leg 1 of a CPH configuration. */

/*Signals to/from the left are to/from the GMSC; Signals to/from the right are to/from the gsmSSF; unless otherwise stated. */

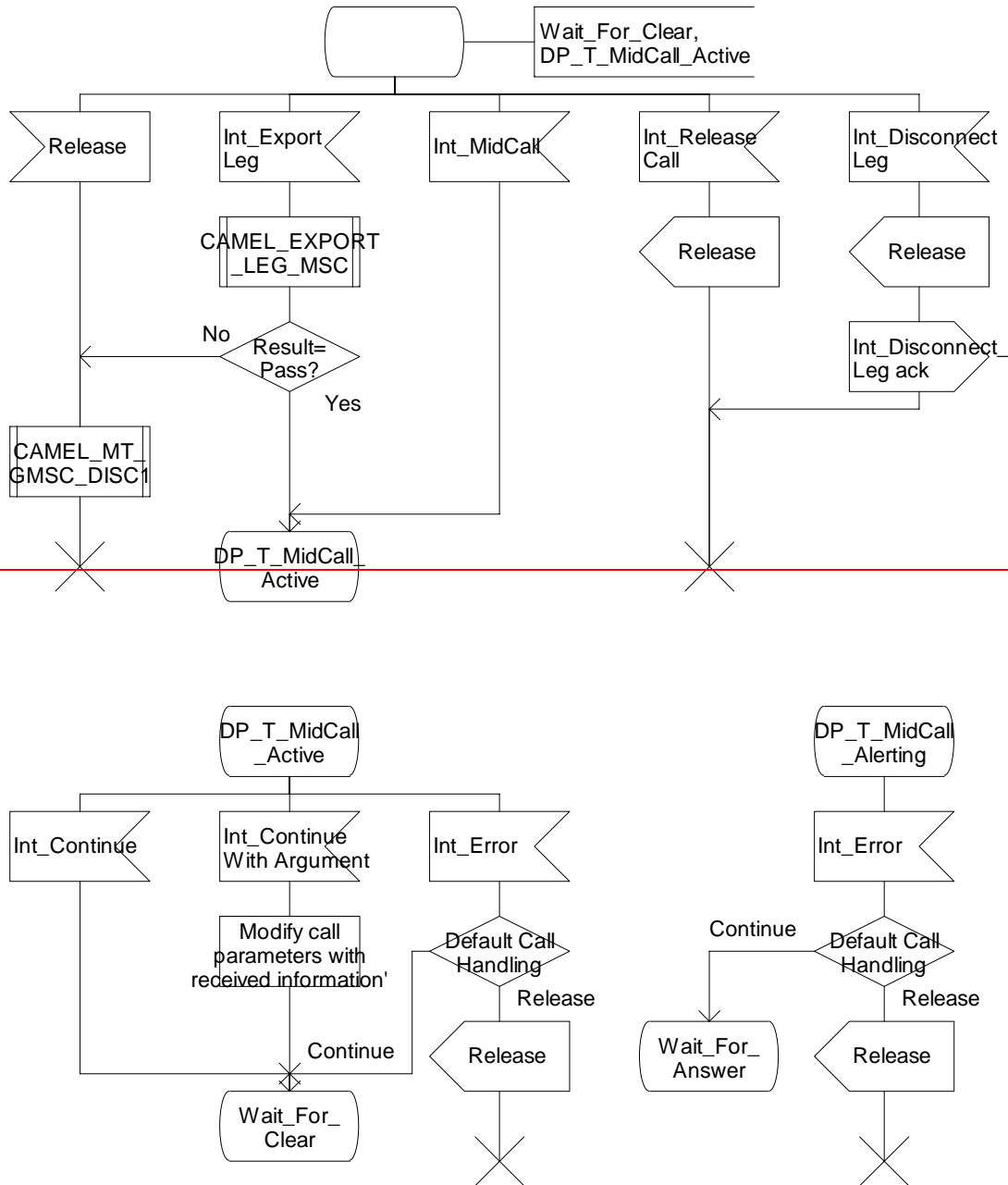


Figure 4.69c: Process CAMEL_Ich_LEG1_MSC (sheet 3)

***** Next Modified Section *****

4.5.5 Handling of forwarded calls

Procedure CAMEL_MT_CF_LEG1_MSC

1(4)

/* A procedure in the MSC to handle leg 1 of a forwarded call. */

/* Signals to/from the left are to/from the parent process; Signals to/from the right are to from the gsmSSF; unless otherwise stated. */

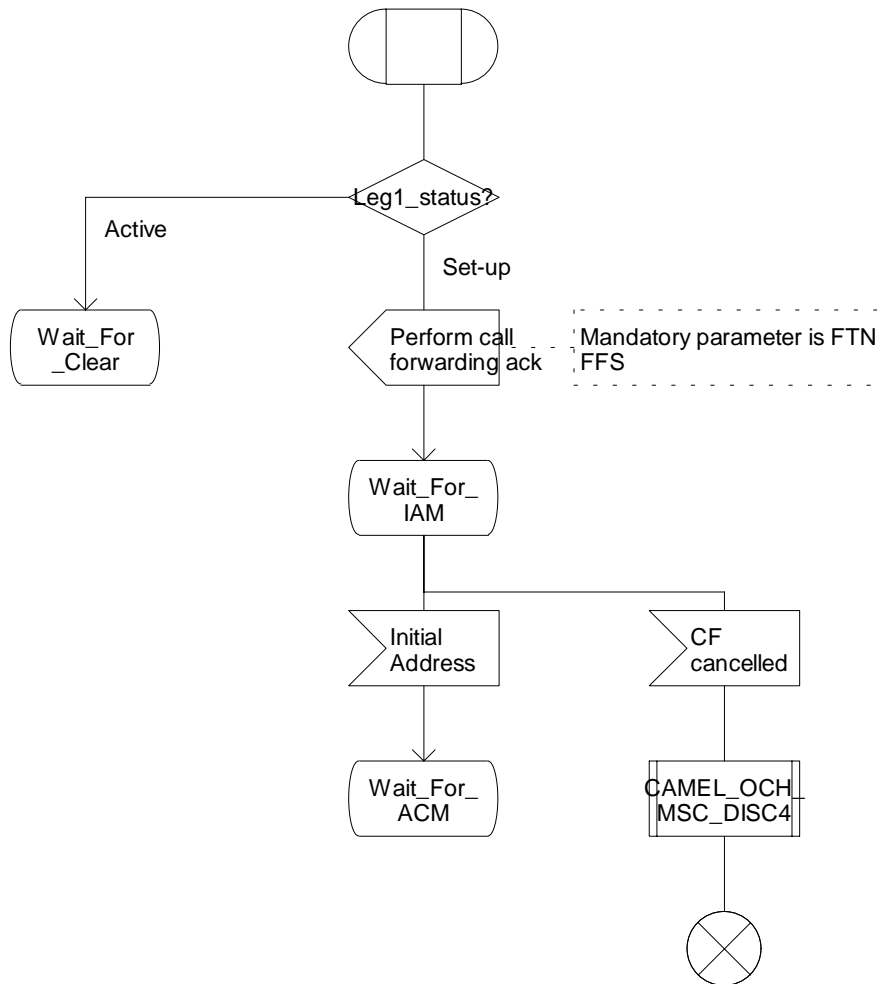


Figure 4.82a: Procedure CAMEL_MT_CF_LEG1_MSC (sheet 1)

Procedure CAMEL_MT_CF_LEG1_MSC

2(4)

/* A procedure in the MSC to handle leg 1 of a forwarded call. */

/* Signals to/from the left are to/from the parent process; Signals to/from the right are to from the gsmSSF; unless otherwise stated. */

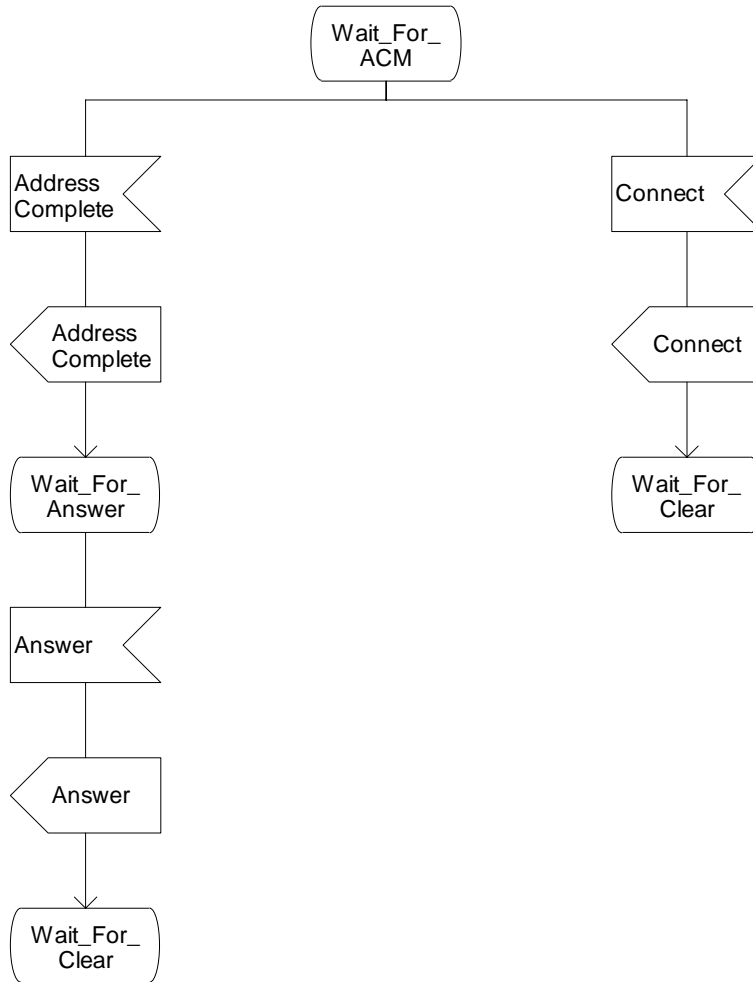


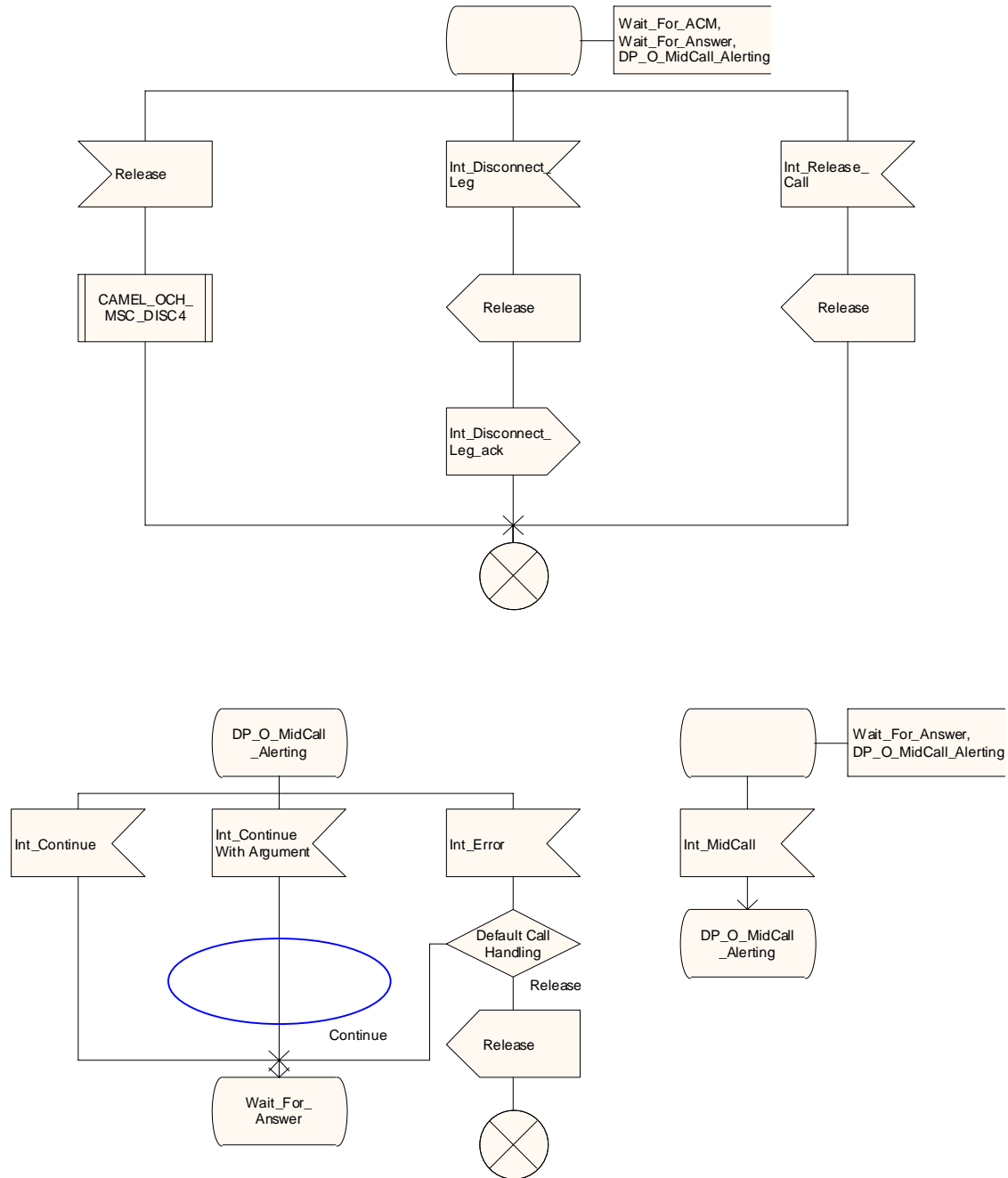
Figure 4.82b: Procedure CAMEL_MT_CF_LEG1_MSC (sheet 2)

Procedure CAMEL_MT_CF_LEG1_MSC

3(4)

/* A procedure in the MSC to handle leg 1 of a forwarded call. */

/* Signals to/from the left are to/from the parent process; Signals to/from the right are to/from the gsmSSF; unless otherwise stated. */



Procedure CAMEL_MT_CF_LEG1_MSC

3(4)

/* A procedure in the MSC to handle leg 1 of a forwarded call. */

/* Signals to/from the left are to/from the parent process; Signals to/from the right are to from the gsmSSF; unless otherwise stated. */

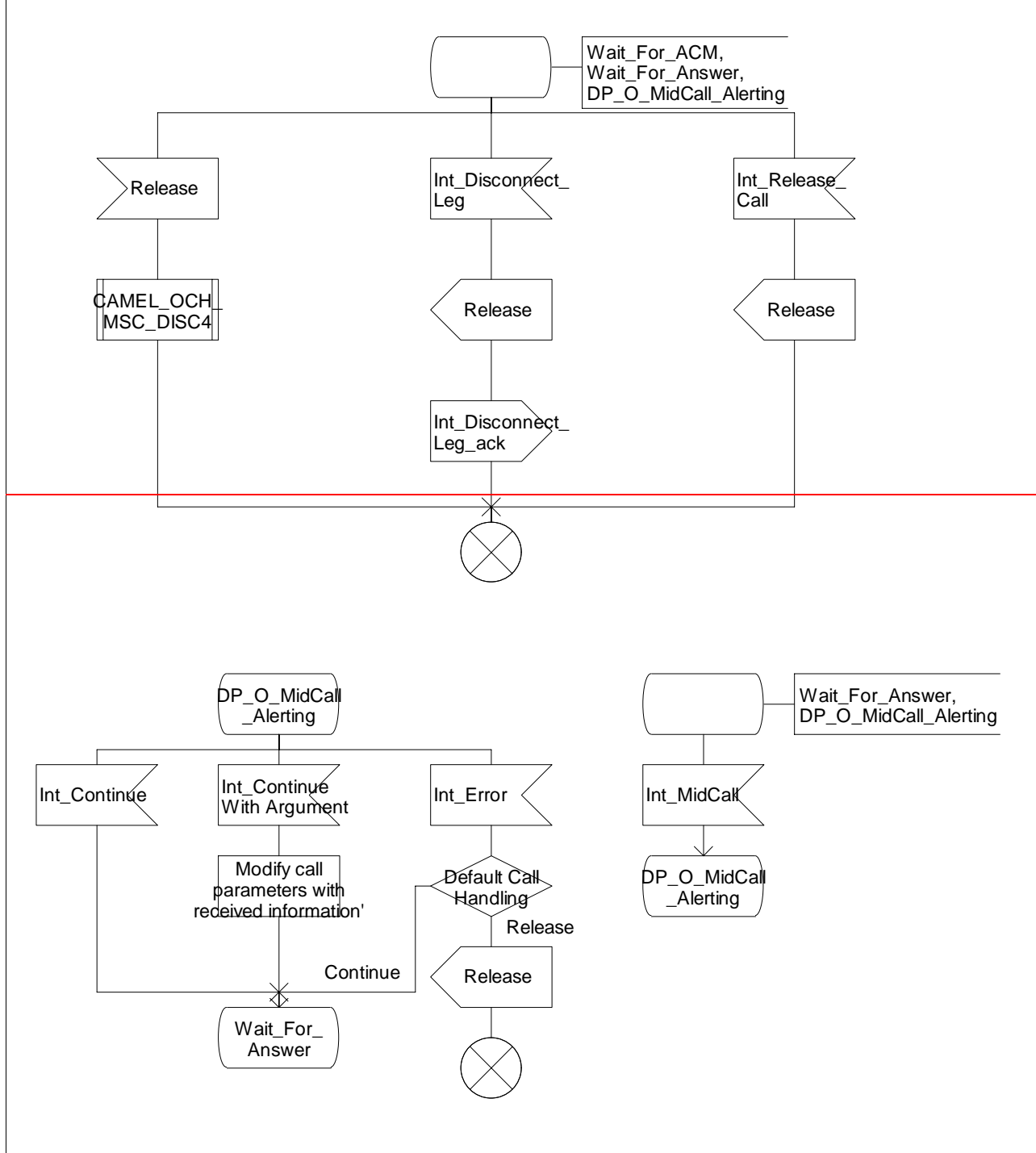


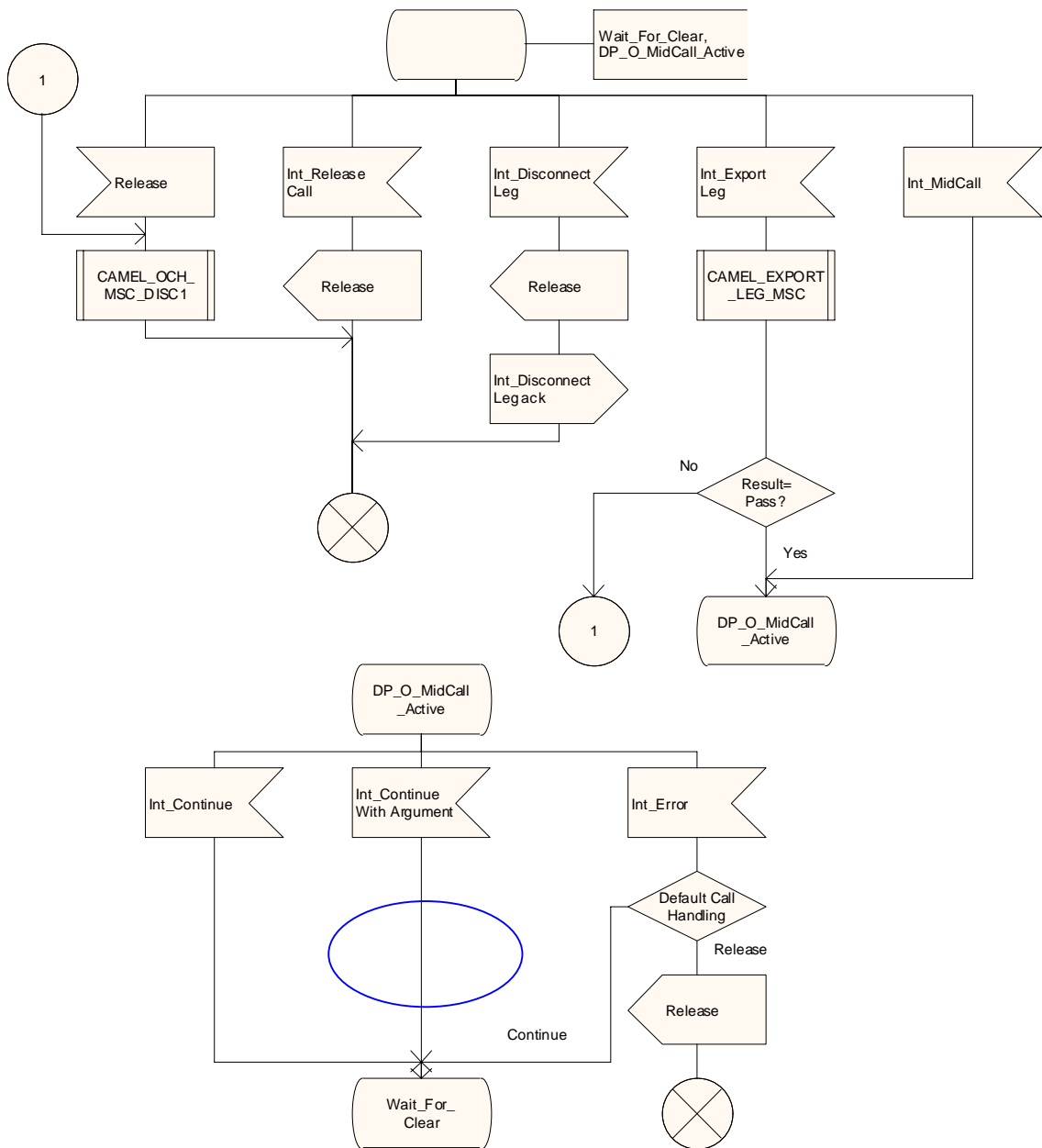
Figure 4.82c: Procedure CAMEL_MT_CF_LEG1_MSC (sheet 3)

Procedure CAMEL_MT_CF_LEG1_MSC

4(4)

/* A procedure in the MSC to handle leg 1 of a forwarded call. */

/* Signals to/from the left are to/from the parent process; Signals to/from the right are to from the gsmSSF; unless otherwise stated. */



Procedure CAMEL_MT_CF_LEG1_MSC

4(4)

/* A procedure in the MSC to handle leg 1 of a forwarded call. */

/* Signals to/from the left are to/from the parent process; Signals to/from the right are to from the gsmSSF; unless otherwise stated. */

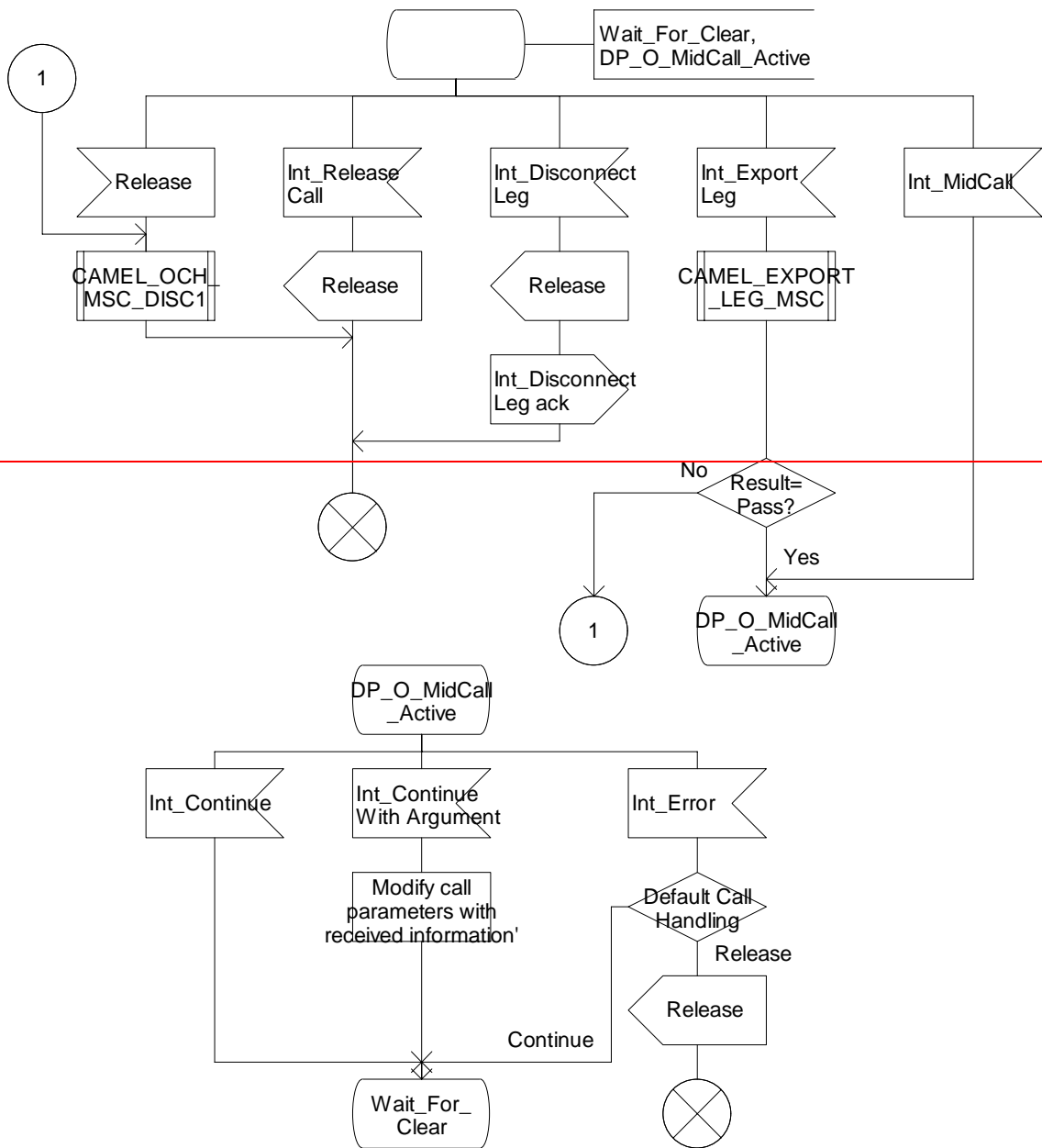


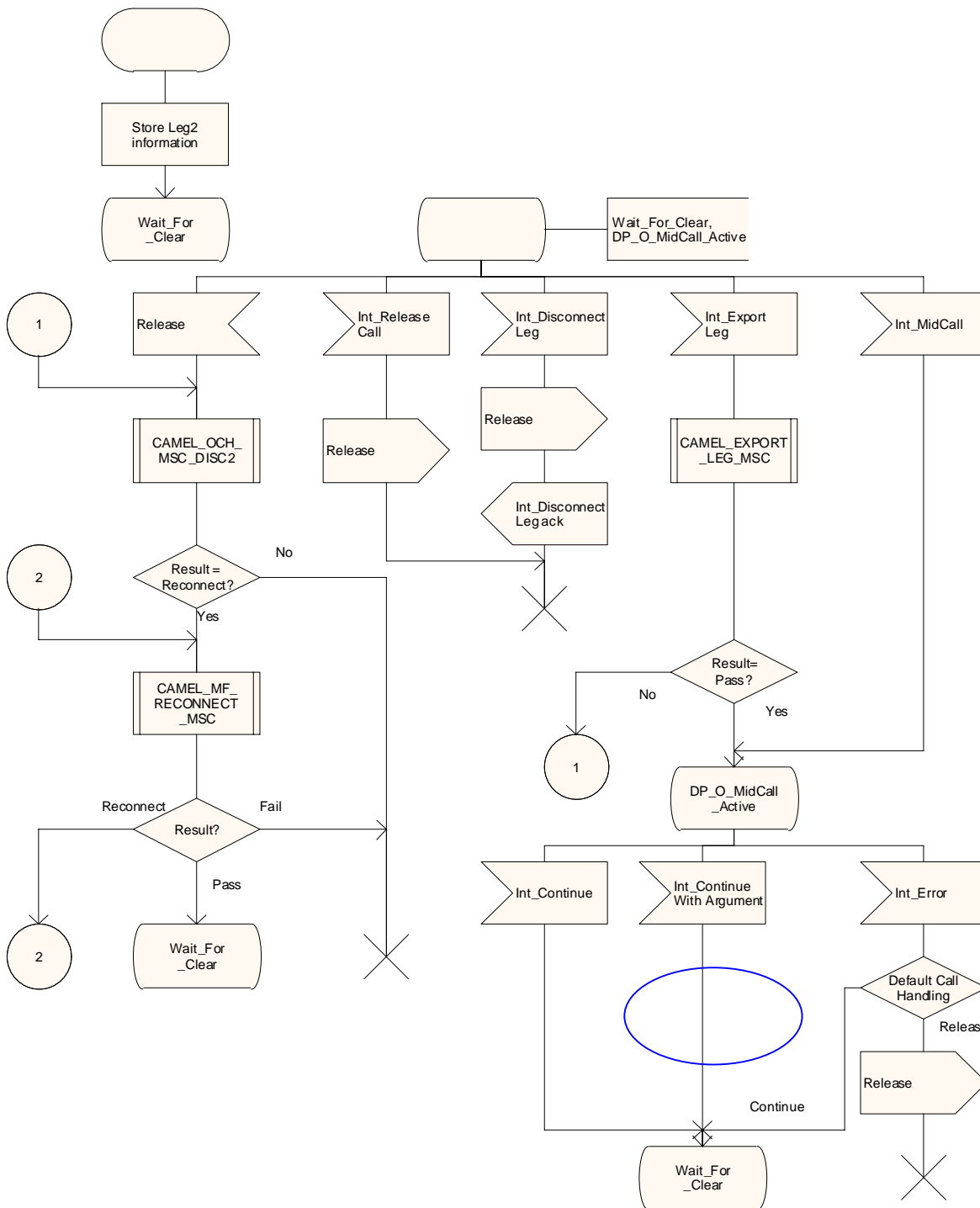
Figure 4.82d: Procedure CAMEL_MT_CF_LEG1_MSC (sheet 4)

Process CAMEL_MT_CF_LEG2_MSC

1(1)

/* A process in the MSC to handle leg 2 of a forwarded call. */

/* Signals to/from the left are to/from the gsmSSF; Signals to/from the right are to/from the destination exchange; unless otherwise stated. */



Process CAMEL_MT_CF_LEG2_MSC

1(1)

/* A process in the MSC to handle leg 2 of a forwarded call. */

/* Signals to/from the left are to/from the gsmSSF; Signals to/from the right are to/from the destination exchange; unless otherwise stated. */

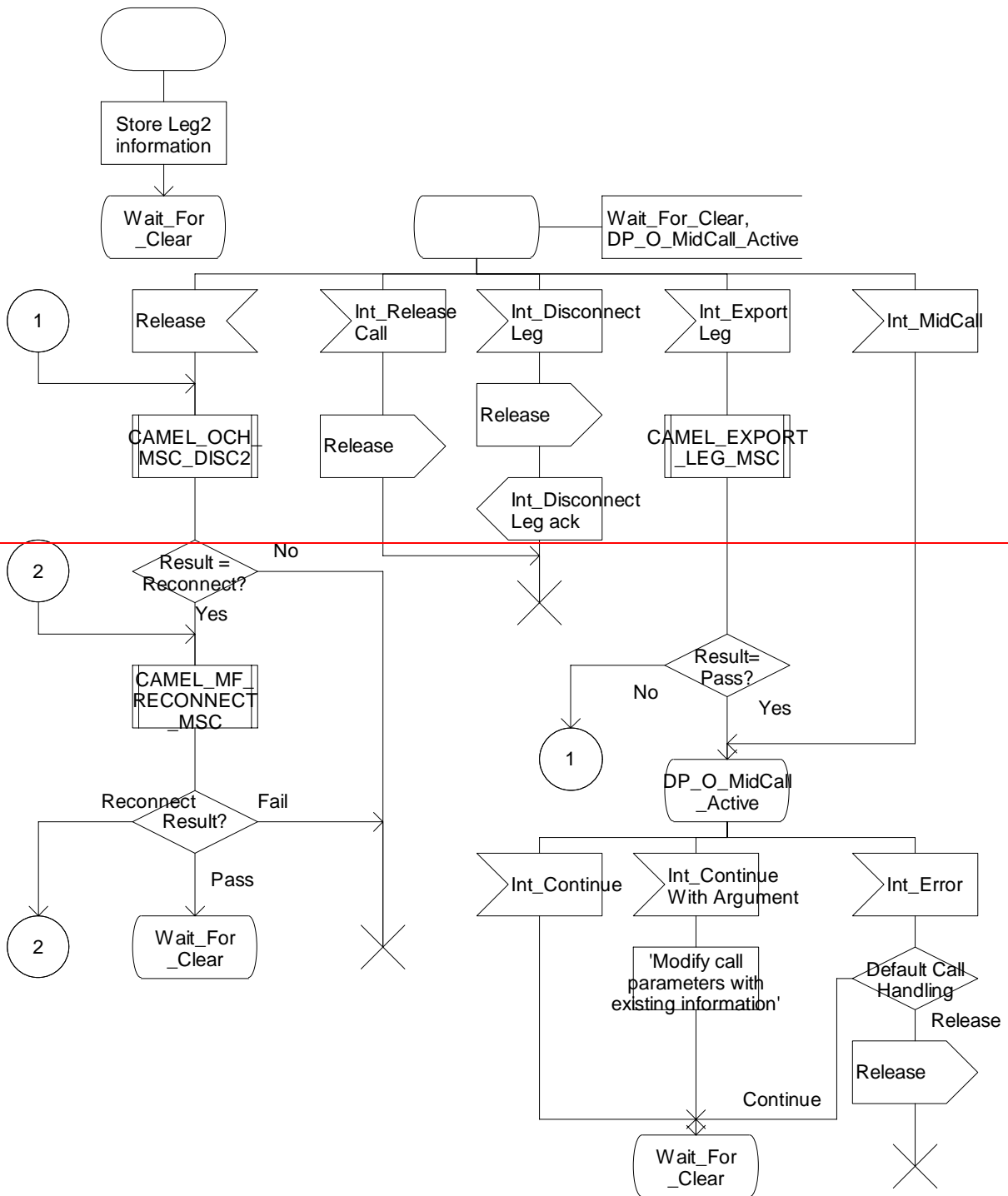


Figure 4.83a: Process CAMEL_MT_CF_LEG2_MSC (sheet 1)

***** Next Modified Section *****

4.5.6 Handling of gsmSCF initiated calls

...

Process CAMEL_ICA_MSC

1(7)

/* A process in the MSC to handle a gsmSCF initiated new call or new party set-up. */

/* Signals to/from the right are to/from the destination exchange; Signals to/from the left are to/from the gsmSSF; unless otherwise stated. */

/* The ICA Default Call Handling indicates whether the call shall be released or continued as requested. */

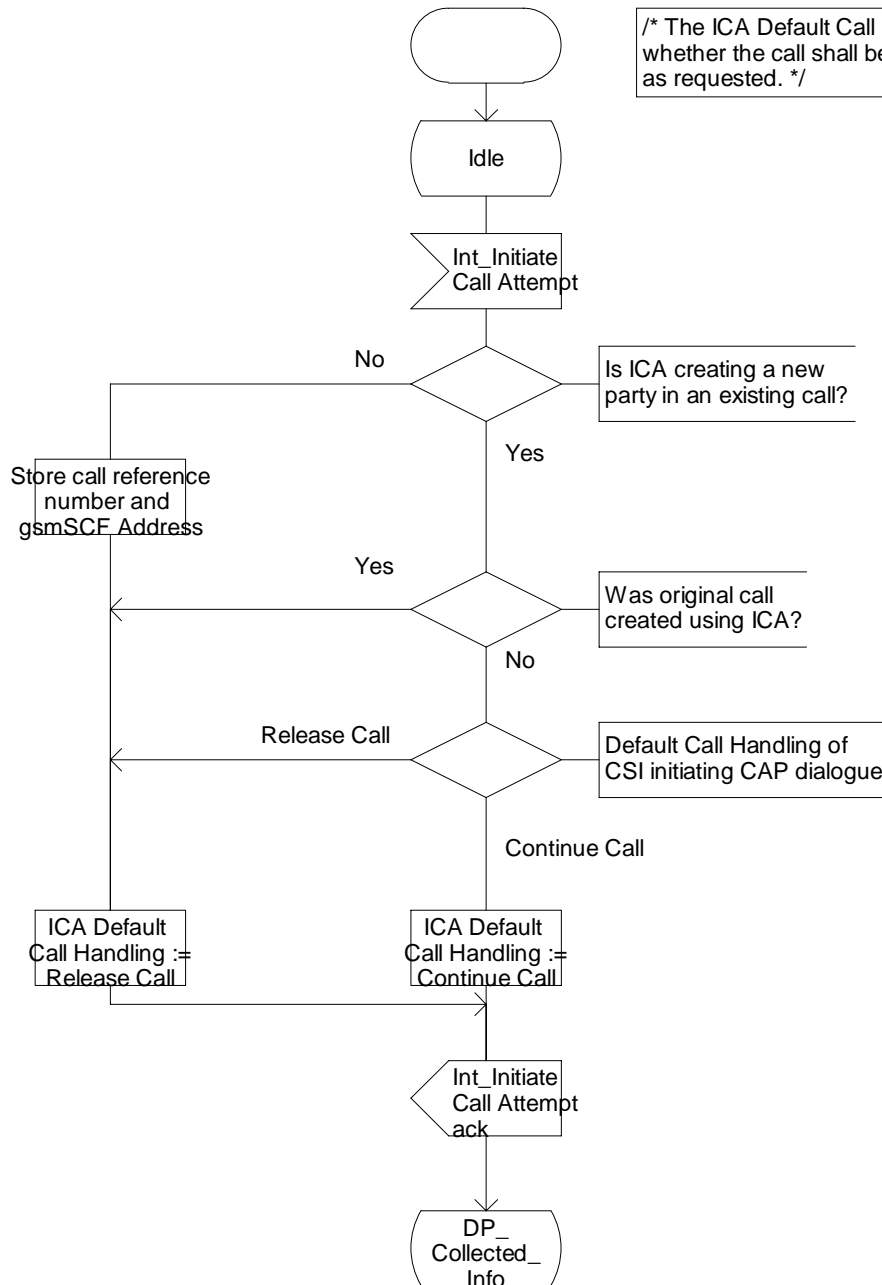


Figure 4.85a: Process CAMEL_ICA_MSC (sheet 1)

Process CAMEL_ICA_MSC

2(7)

/* A process in the MSC to handle a gsmSCF initiated new call or new party set-up. */

/* Signals to/from the right are to/from the destination exchange; Signals to/from the left are to/from the gsmSSF; unless otherwise stated. */

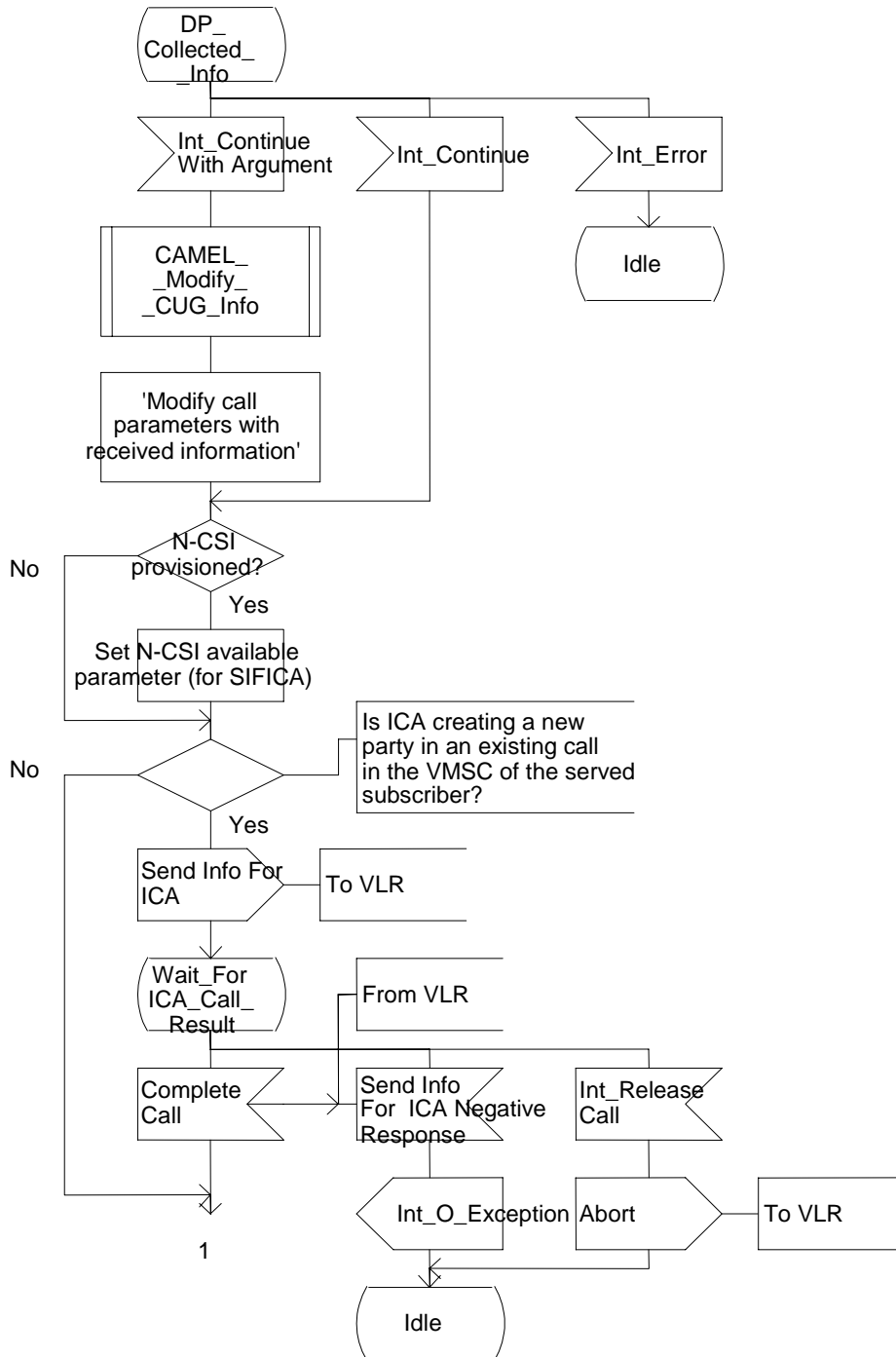


Figure 4.85b: Process CAMEL_ICA_MSC (sheet 2)

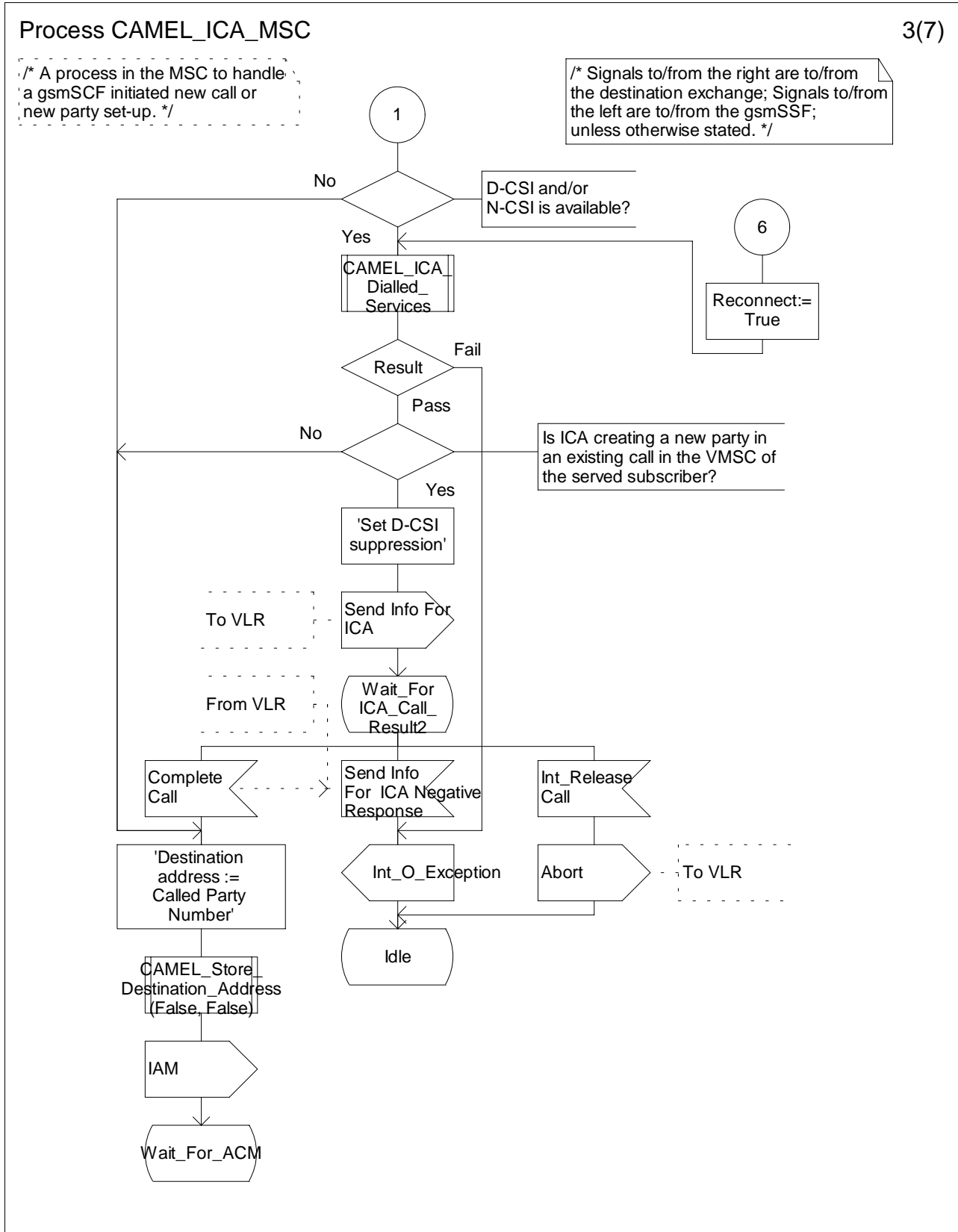


Figure 4.85c: Process CAMEL_ICA_MSC (sheet 3)

Process CAMEL_ICA_MSC

4(7)

/* A process in the MSC to handle a gsmSCF initiated new call or new party set-up. */

/* Signals to/from the right are to/from the destination exchange; Signals to/from the left are to/from the gsmSSF; unless otherwise stated. */

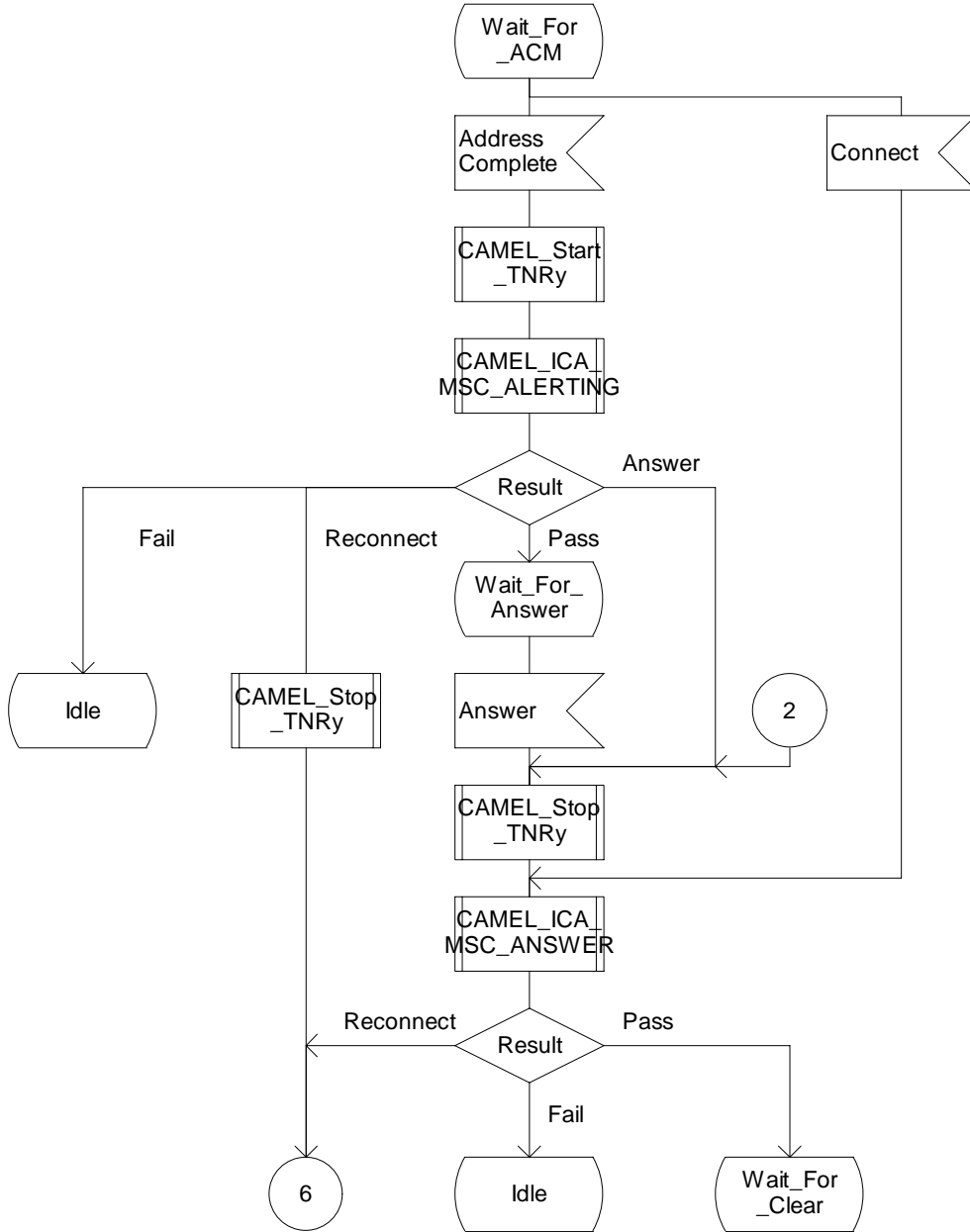


Figure 4.85d: Process CAMEL_ICA_MSC (sheet 4)

Process CAMEL_ICA_MSC

5(7)

/* A process in the MSC to handle a gsmSCF initiated new call or new party set-up. */

/* Signals to/from the right are to/from the destination exchange; Signals to/from the left are to/from the gsmSSF; unless otherwise stated. */

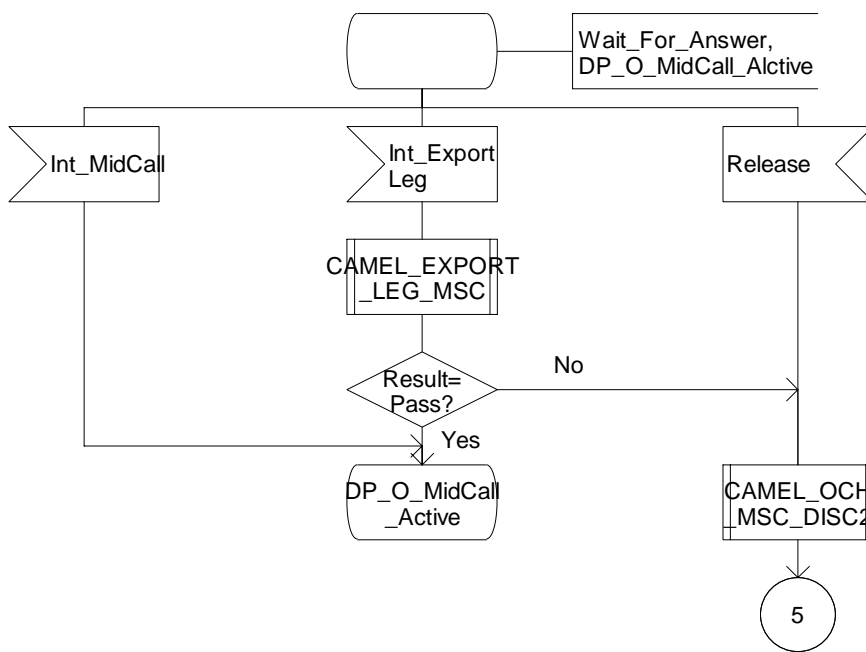
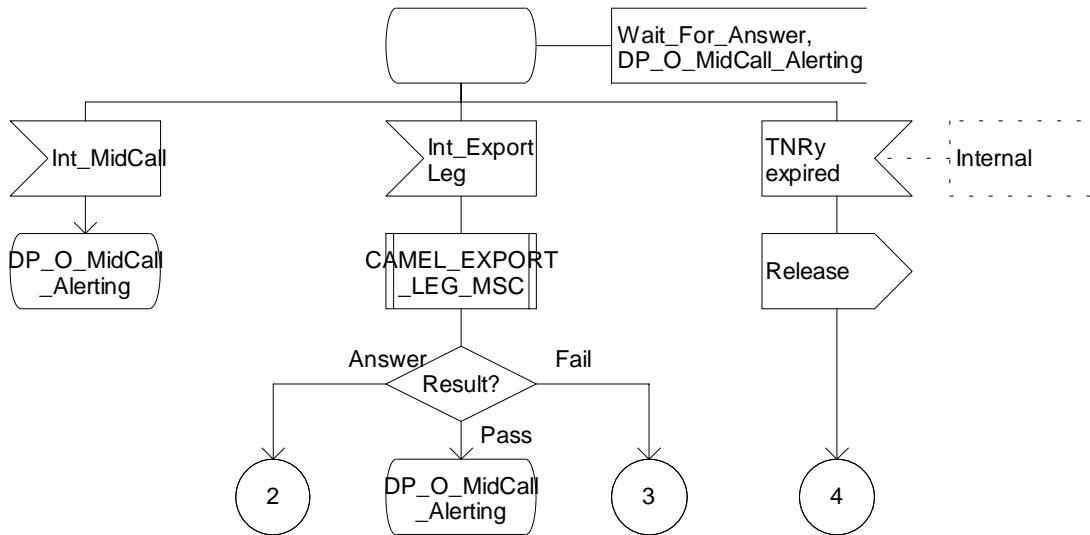


Figure 4.85e: Process CAMEL_ICA_MSC (sheet 5)

Process CAMEL_ICA_MSC

6(7)

/* A process in the MSC to handle a gsmSCF initiated new call or new party set-up. */

/* Signals to/from the right are to/from the destination exchange; Signals to/from the left are to/from the gsmSSF; unless otherwise stated. */

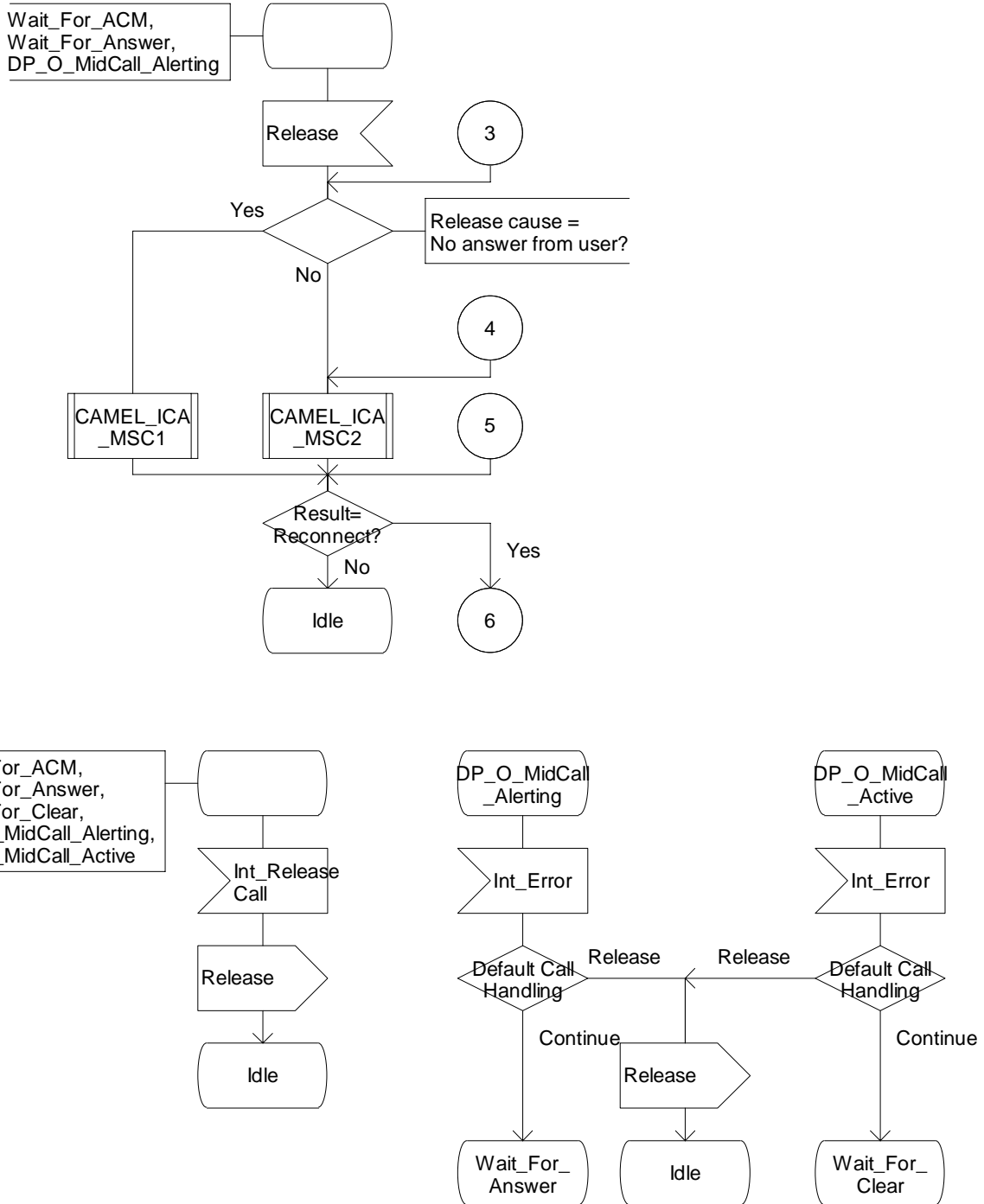


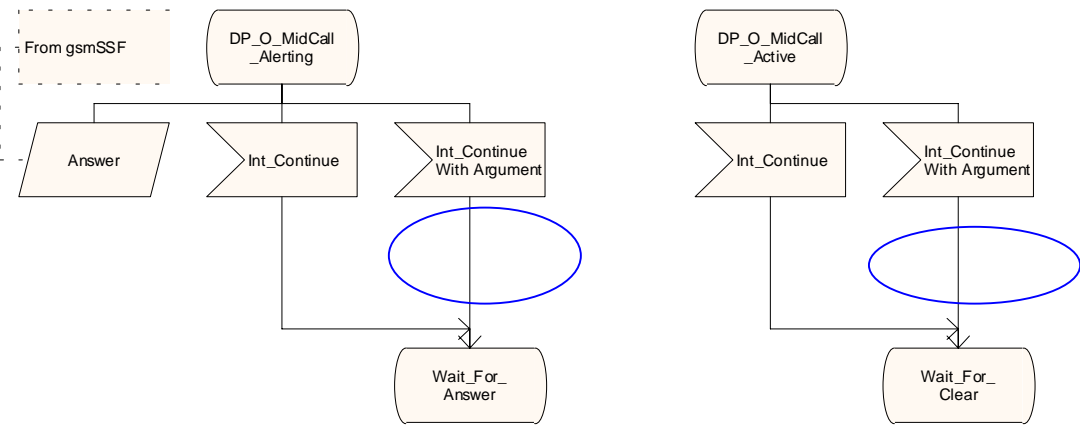
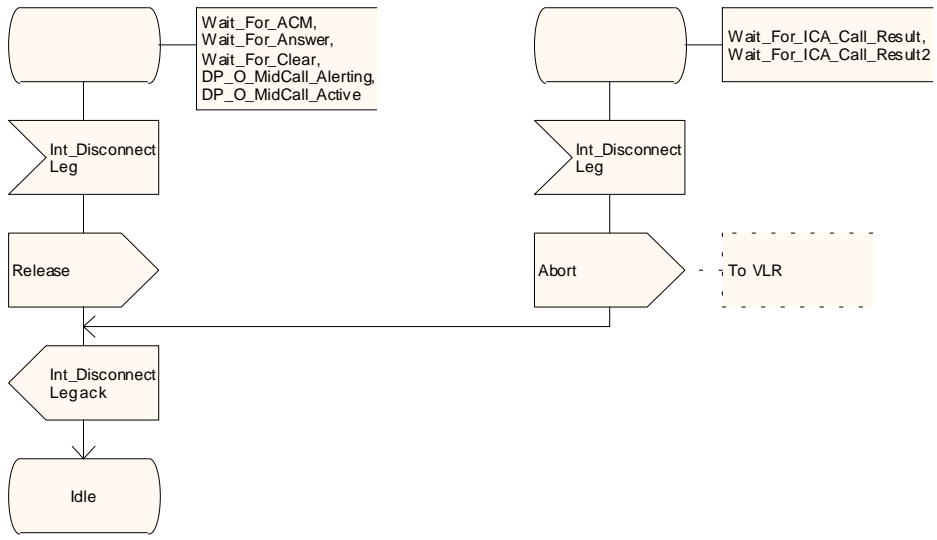
Figure 4.85f: Process CAMEL_ICA_MSC (sheet 6)

Process CAMEL_ICA_MSC

7(7)

/* A process in the MSC to handle a gsmSCF initiated new call or new party set-up. */

/* Signals to/from the right are to/from the destination exchange; Signals to/from the left are to/from the gsmSSF; unless otherwise stated. */



Process CAMEL_ICA_MSC

7(7)

/* A process in the MSC to handle a gsmSCF initiated new call or new party set-up. */

/* Signals to/from the right are to/from the destination exchange; Signals to/from the left are to/from the gsmSSF; unless otherwise stated. */

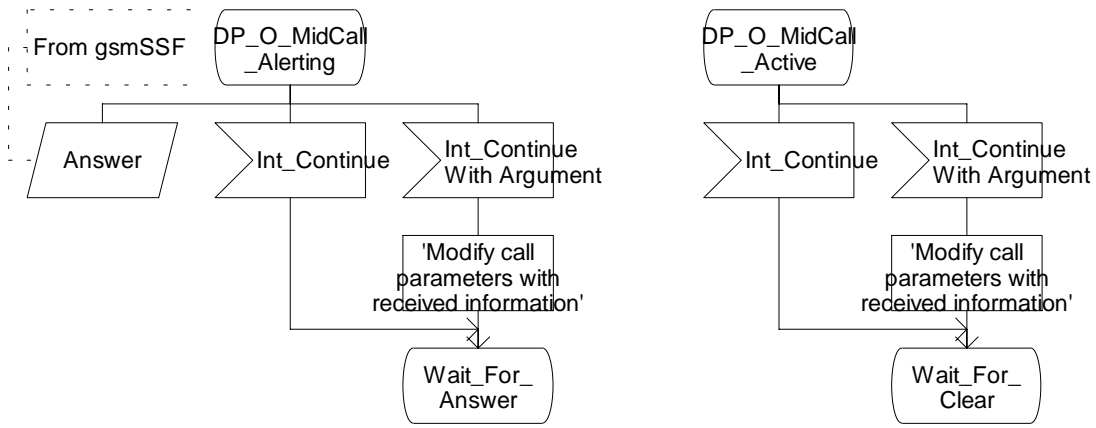
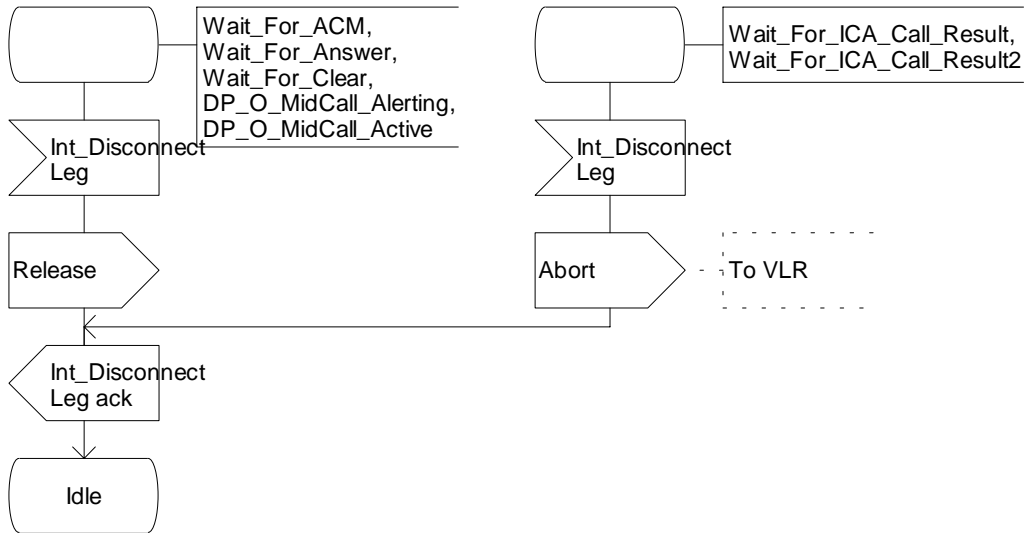


Figure 4.85g: Process CAMEL_ICA_MSC (sheet 7)

...

***** End of Document *****

CHANGE REQUEST

⌘ **23.078 CR 426** ⌘ rev **1** ⌘ Current version: **5.0.0** ⌘

For **HELP** on using this form, see bottom of this page or look at the pop-up text over the ⌘ symbols.

Proposed change affects: UICC apps ME Radio Access Network Core Network

Title:	⌘ CSA_gsmSSF: Handling signals in states such as Wait_for_DL_ack		
Source:	⌘ Vodafone		
Work item code:	⌘ CAMEL4	Date:	⌘ 15/07/02
Category:	⌘ F	Release:	⌘ Rel-5
	Use <u>one</u> of the following categories:		Use <u>one</u> of the following releases:
	F (correction)		2 (GSM Phase 2)
	A (corresponds to a correction in an earlier release)		R96 (Release 1996)
	B (addition of feature),		R97 (Release 1997)
	C (functional modification of feature)		R98 (Release 1998)
	D (editorial modification)		R99 (Release 1999)
	Detailed explanations of the above categories can be found in 3GPP TR 21.900 .		Rel-4 (Release 4)
			Rel-5 (Release 5)
			Rel-6 (Release 6)

Reason for change:	⌘ In the Process CSA_gsmSSF, in states such as Wait_For_DL_ack, a signal such as Move_Leg could be received from the gsmSCF. The SDL modelling does not accept any signal except for the response to the previous request.
Summary of change:	⌘ Introduce a save 'All Other Signals' in states where other signals could be received, so that these are handled later.
Consequences if not approved:	⌘ Certain instructions received in the states (list below) will not be actioned.

Clauses affected:	⌘ 4.5.7.6						
Other specs affected:	<table border="1" style="display: inline-table; border-collapse: collapse;"> <tr> <td style="width: 20px; text-align: center;">Y</td> <td style="width: 20px; text-align: center;">N</td> </tr> <tr> <td style="text-align: center;"><input type="checkbox"/></td> <td style="text-align: center;"><input checked="" type="checkbox"/></td> </tr> </table>	Y	N	<input type="checkbox"/>	<input checked="" type="checkbox"/>	Other core specifications	⌘
Y	N						
<input type="checkbox"/>	<input checked="" type="checkbox"/>						
	<input checked="" type="checkbox"/>	Test specifications					
	<input checked="" type="checkbox"/>	O&M Specifications					
Other comments:	⌘ process CSA_gsmSSF: States where SDL has been altered: Wait_For_DL_ack, Wait_For_Invoked, Wait_For_User_Interaction_Response_SL, Wait_For_Import_Ack_SL, Wait_For_ML_Response_1, Wait_For_ML_Response_2, Wait_Import_Ack_ML, Wait_For_Export_Ack_ML* * Error in SDL on Page 19(21) where this state is incorrectly named 'Wait_For_Import_ack_ML' is addressed in a separate Tdoc (N2-020688)						

***** First Modified Section *****

4.5.7.6 Process CSA_gsmSSF and procedures

The call gap information flow can only be received for an opened transaction between the CSA_gsmSSF and the gsmSCF.

Process CSA_gsmSSF

1(21)

/* A process in the gsmSSF to co-ordinate the Call Segments for a call. */

/* Signals to/from the left are to/from one or more instances of the process CS_gsmSSF; signals to/from the right are to/from the gsmSCF. */

/* TASK definition:
The Application_Begin signal opens a new relationship with the gsmSCF.
The Application_End or Abort signal terminates the relationship with the gsmSCF.
*/

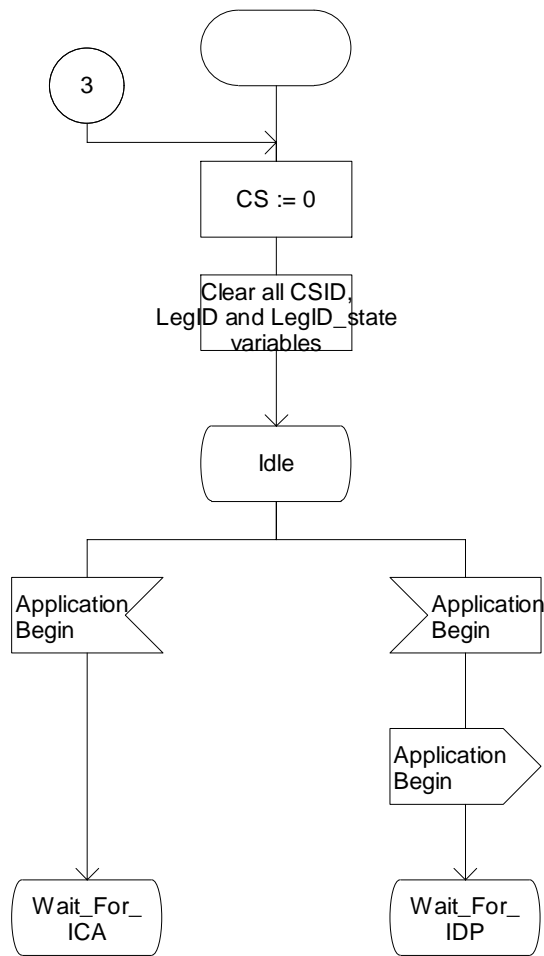


Figure 4.112a: Process CSA_gsmSSF (sheet 1)

Process CSA_gsmSSF

2(21)

/* A process in the gsmSSF to co-ordinate the Call Segments for a call. */

/* Signals to/from the left are to/from one or more instances of the process CS_gsmSSF; signals to/from the right are to/from the gsmSCF. */

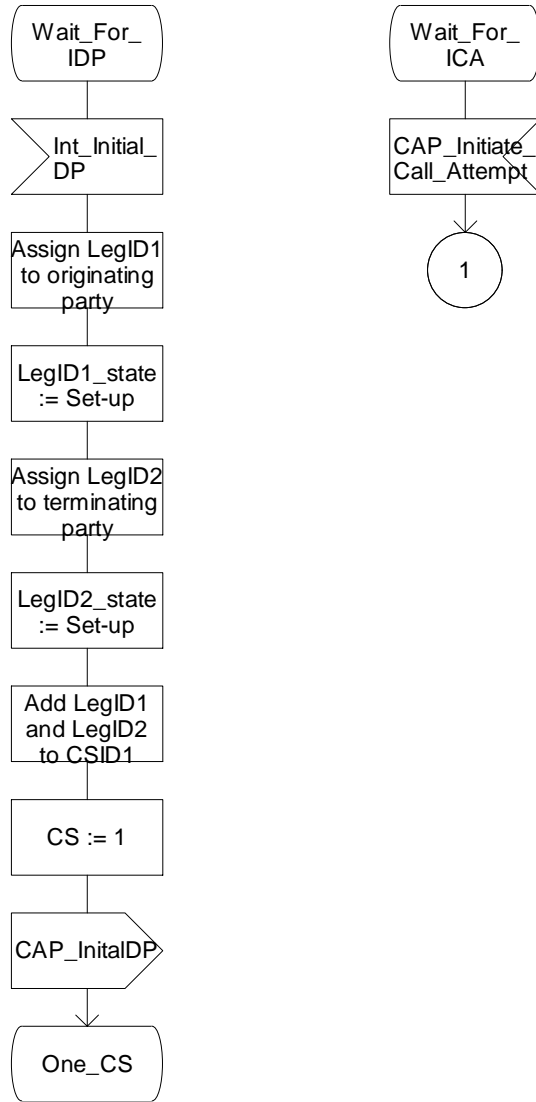


Figure 4.112b: Process CSA_gsmSSF (sheet 2)

Process CSA_gsmSSF

3(21)

/* A process in the gsmSSF to co-ordinate the Call Segments for a call. */

/* Signals to/from the left are to/from one or more instances of the process CS_gsmSSF; signals to/from the right are to/from the gsmSCF. */

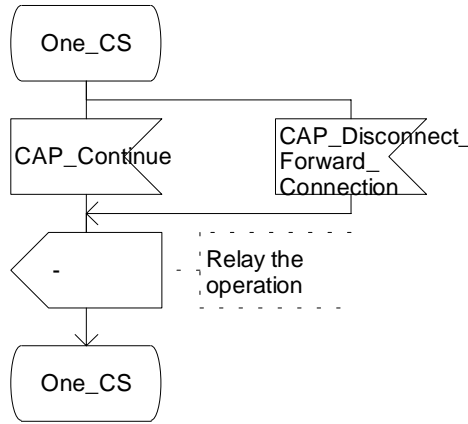


Figure 4.112c: Process CSA_gsmSSF (sheet 3)

Process CSA_gsmSSF

4(21)

/* A process in the gsmSSF to co-ordinate the Call Segments for a call. */

/* Signals to/from the left are to/from one or more instances of the process CS_gsmSSF; signals to/from the right are to/from the gsmSCF. */

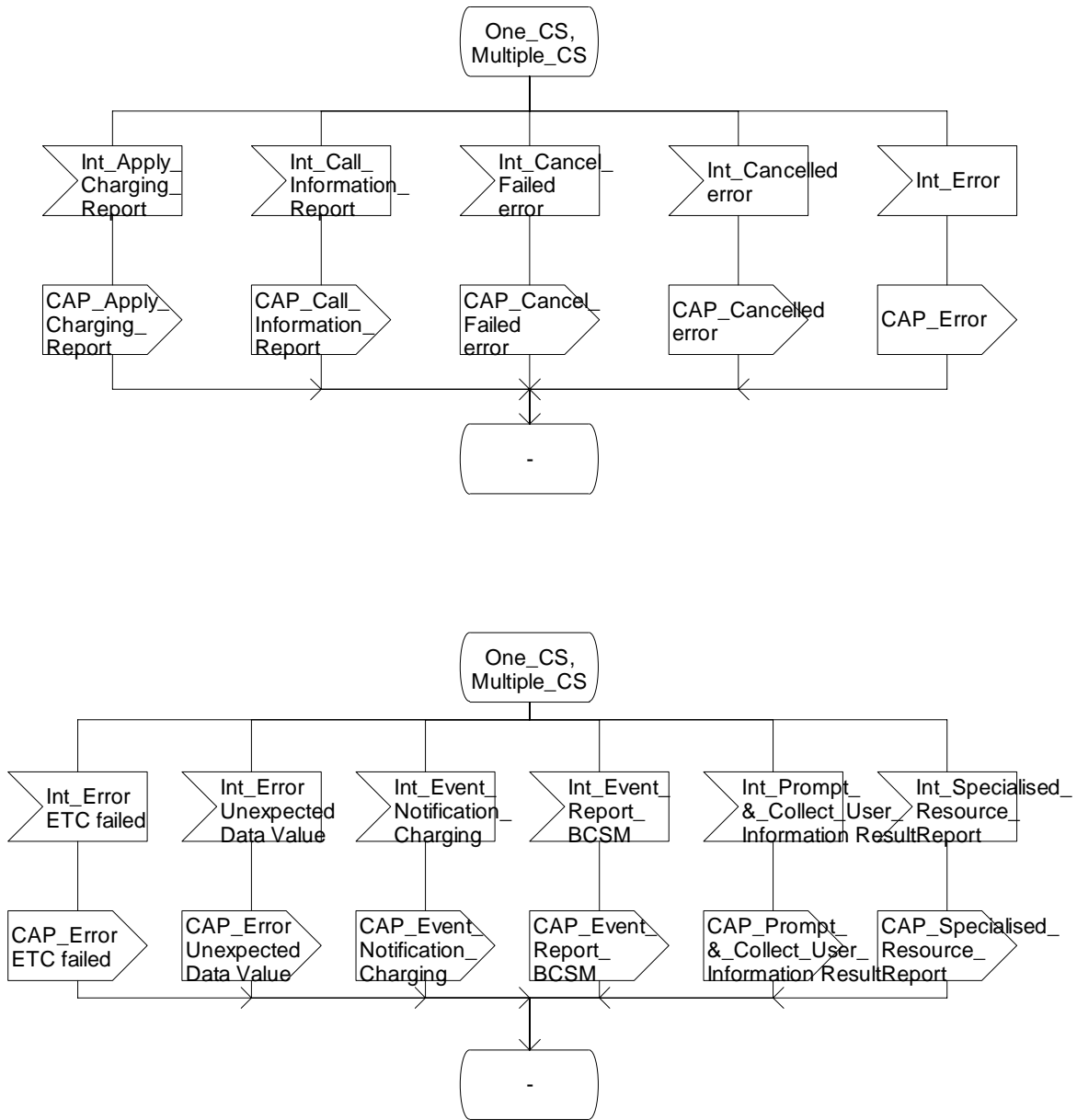


Figure 4.112d: Process CSA_gsmSSF (sheet 4)

Process CSA_gsmSSF

5(21)

/* A process in the gsmSSF to co-ordinate the Call Segments for a call. */

/* Signals to/from the left are to/from one or more instances of the process CS_gsmSSF; signals to/from the right are to/from the gsmSCF. */

Relay the operation to the Process CS_gsmSSF for the indicated CS ID

Or Party To Charge

Relay the operation to the Process CS_gsmSSF for the CS containing the indicated LegID

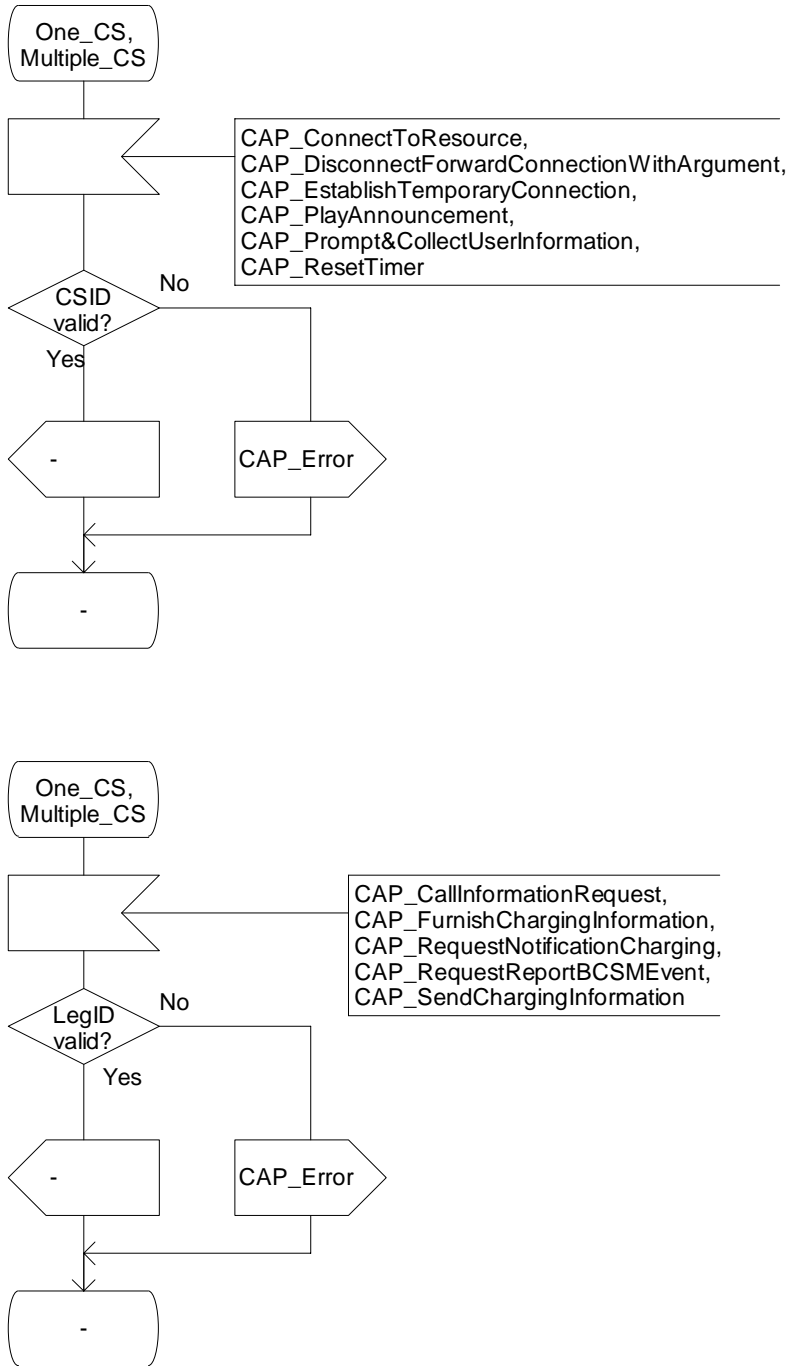


Figure 4.112e: Process CSA_gsmSSF (sheet 5)

Process CSA_gsmSSF

6(21)

/* A process in the gsmSSF to co-ordinate the Call Segments for a call. */

/* Signals to/from the left are to/from one or more instances of the process CS_gsmSSF; signals to/from the right are to/from the gsmSCF. */

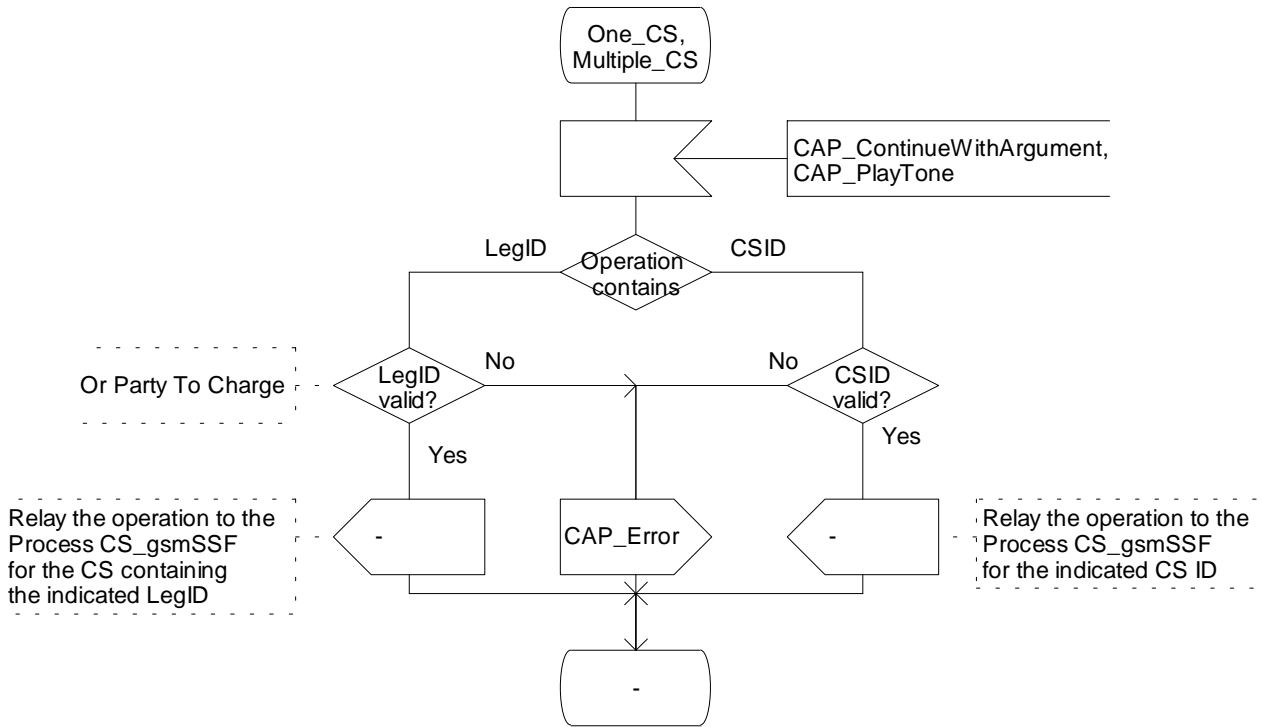


Figure 4.112f: Process CSA_gsmSSF (sheet 6)

Process CSA_gsmSSF

7(21)

/* A process in the gsmSSF to co-ordinate the Call Segments for a call. */

/* Signals to/from the left are to/from one or more instances of the process CS_gsmSSF; signals to/from the right are to/from the gsmSCF. */

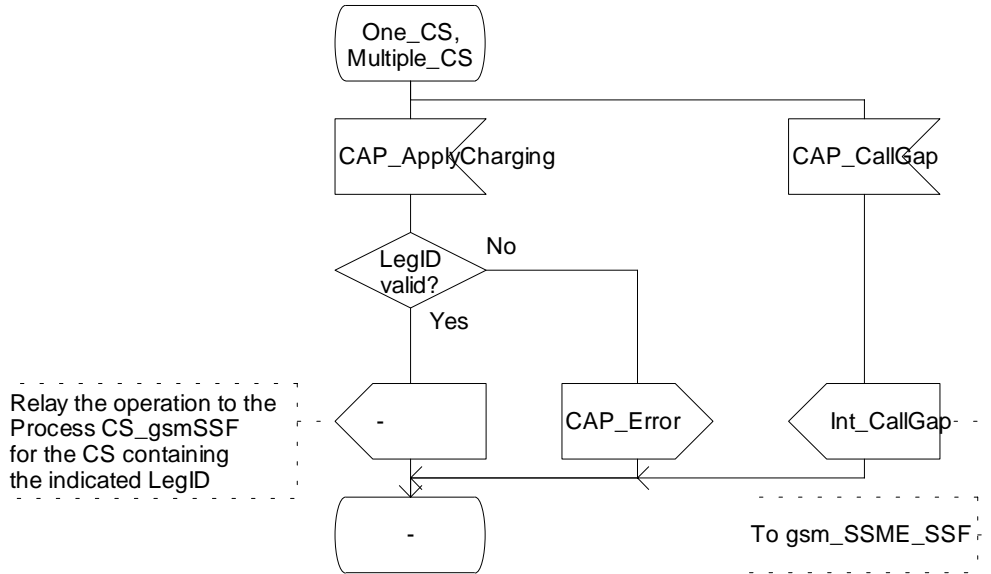


Figure 4.112g: Process CSA_gsmSSF (sheet 7)

Process CSA_gsmSSF

8(21)

/* A process in the gsmSSF to co-ordinate the Call Segments for a call. */

/* Signals to/from the left are to/from one or more instances of the process CS_gsmSSF; signals to/from the right are to/from the gsmSCF. */

Relay the operation to the Process CS_gsmSSF for the CS containing the indicated LegID, or to CSID1 if no LegID was indicated.

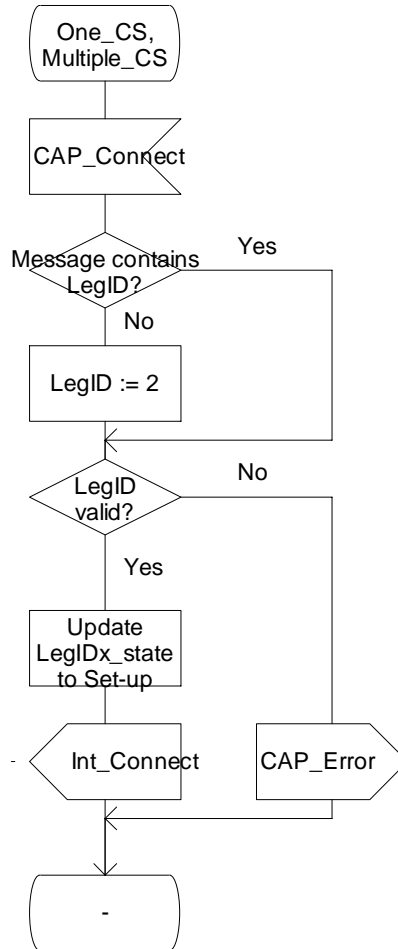


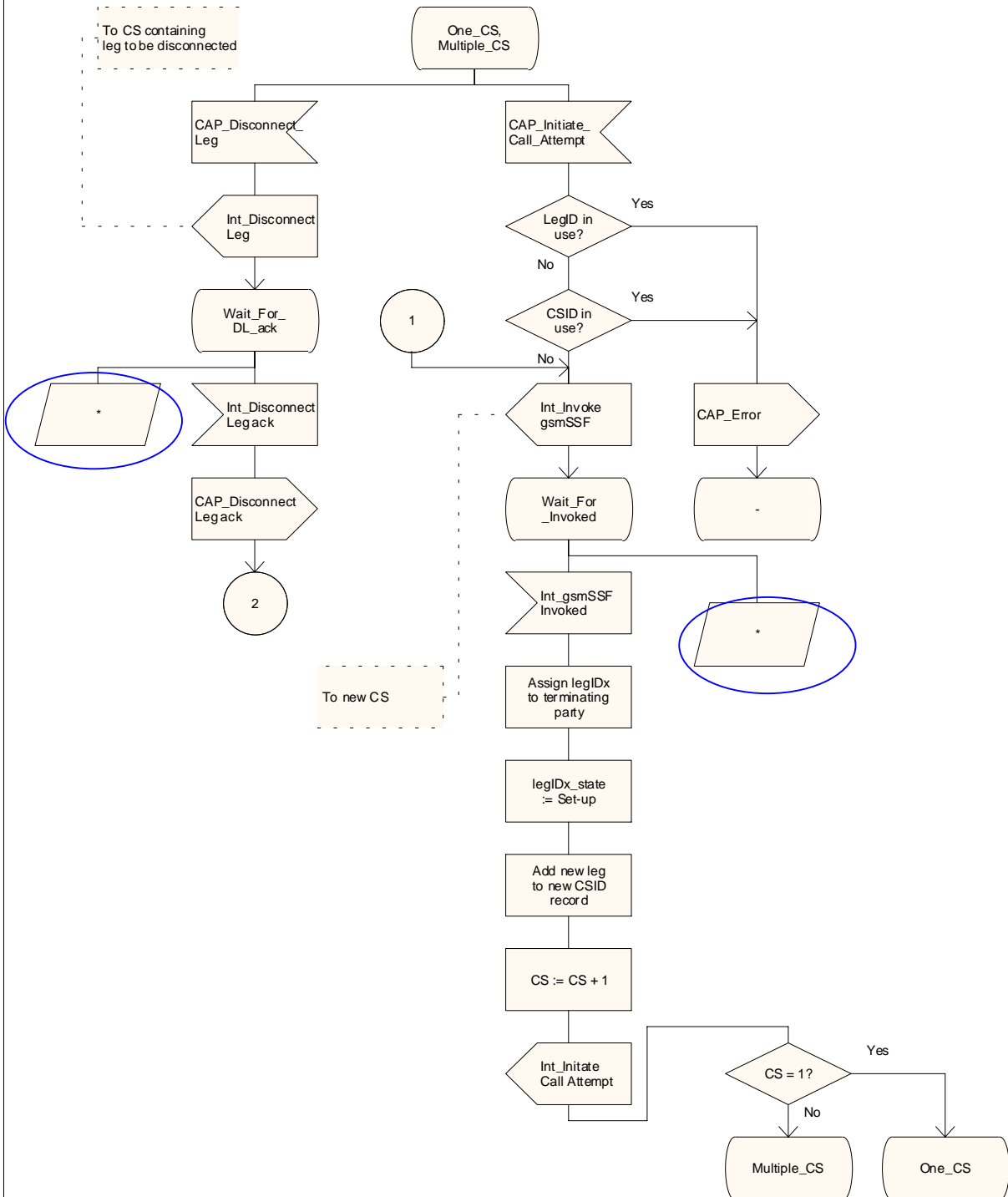
Figure 4.112h: Process CSA_gsmSSF (sheet 8)

Process CSA_gsmSSF

9(21)

/* A process in the gsmSSF to co-ordinate the Call Segments for a call. */

/* Signals to/from the left are to/from one or more instances of the process CS_gsmSSF; signals to/from the right are to/from the gsmSCF. */



Process CSA_gsmSSF

9(21)

/* A process in the gsmSSF to co-ordinate the Call Segments for a call. */

/* Signals to/from the left are to/from one or more instances of the process CS_gsmSSF; signals to/from the right are to/from the gsmSCF. */

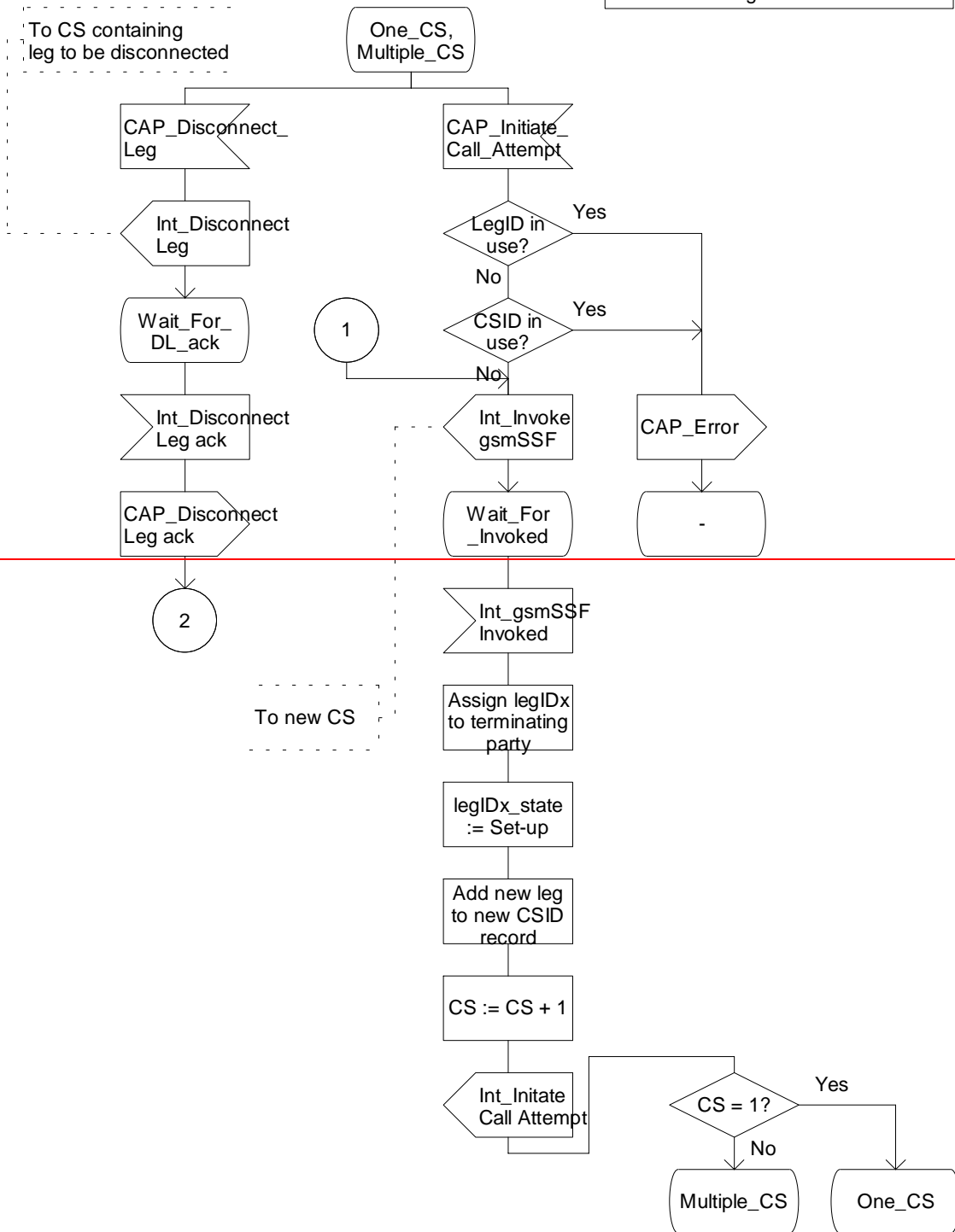


Figure 4.112i: Process CSA_gsmSSF (sheet 9)

Process CSA_gsmSSF

10(21)

/* A process in the gsmSSF to co-ordinate the Call Segments for a call. */

/* Signals to/from the left are to/from one or more instances of the process CS_gsmSSF; signals to/from the right are to/from the gsmSCF. */

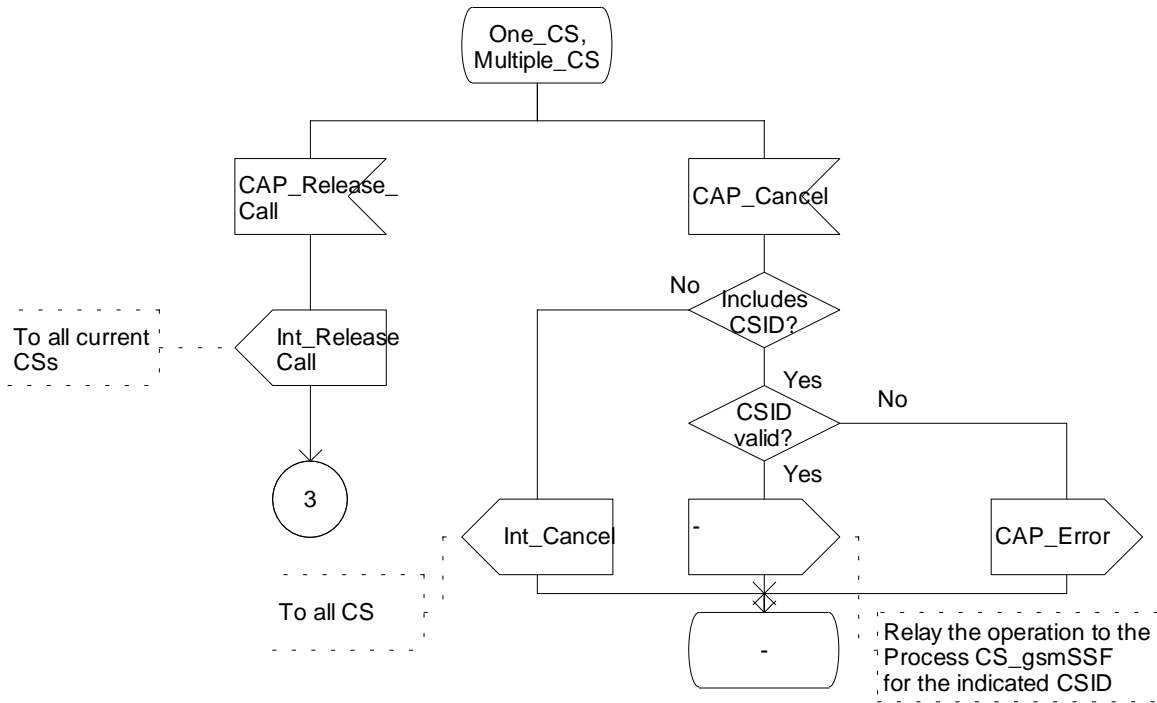


Figure 4.112j: Process CSA_gsmSSF (sheet 10)

Process CSA_gsmSSF

11(21)

/* A process in the gsmSSF to co-ordinate the Call Segments for a call. */

/* Signals to/from the left are to/from one or more instances of the process CS_gsmSSF; signals to/from the right are to/from the gsmSCF. */

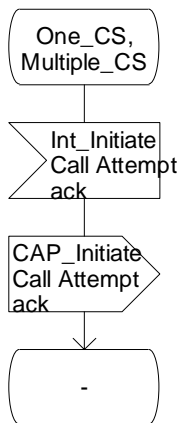


Figure 4.112k: Process CSA_gsmSSF (sheet 11)

Process CSA_gsmSSF

12(21)

/* A process in the gsmSSF to co-ordinate the Call Segments for a call. */

/* Signals to/from the left are to/from one or more instances of the process CS_gsmSSF; signals to/from the right are to/from the gsmSCF. */

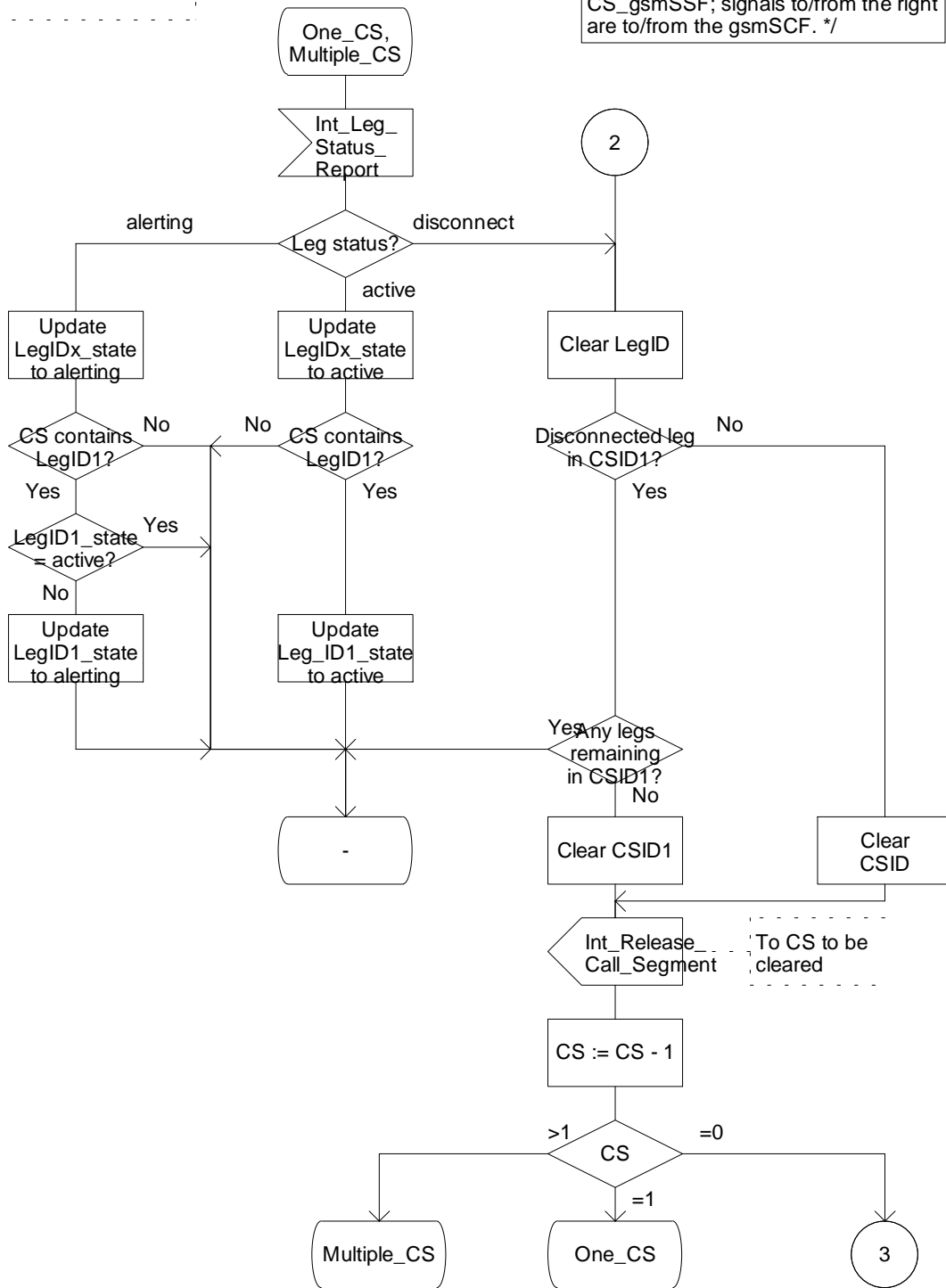


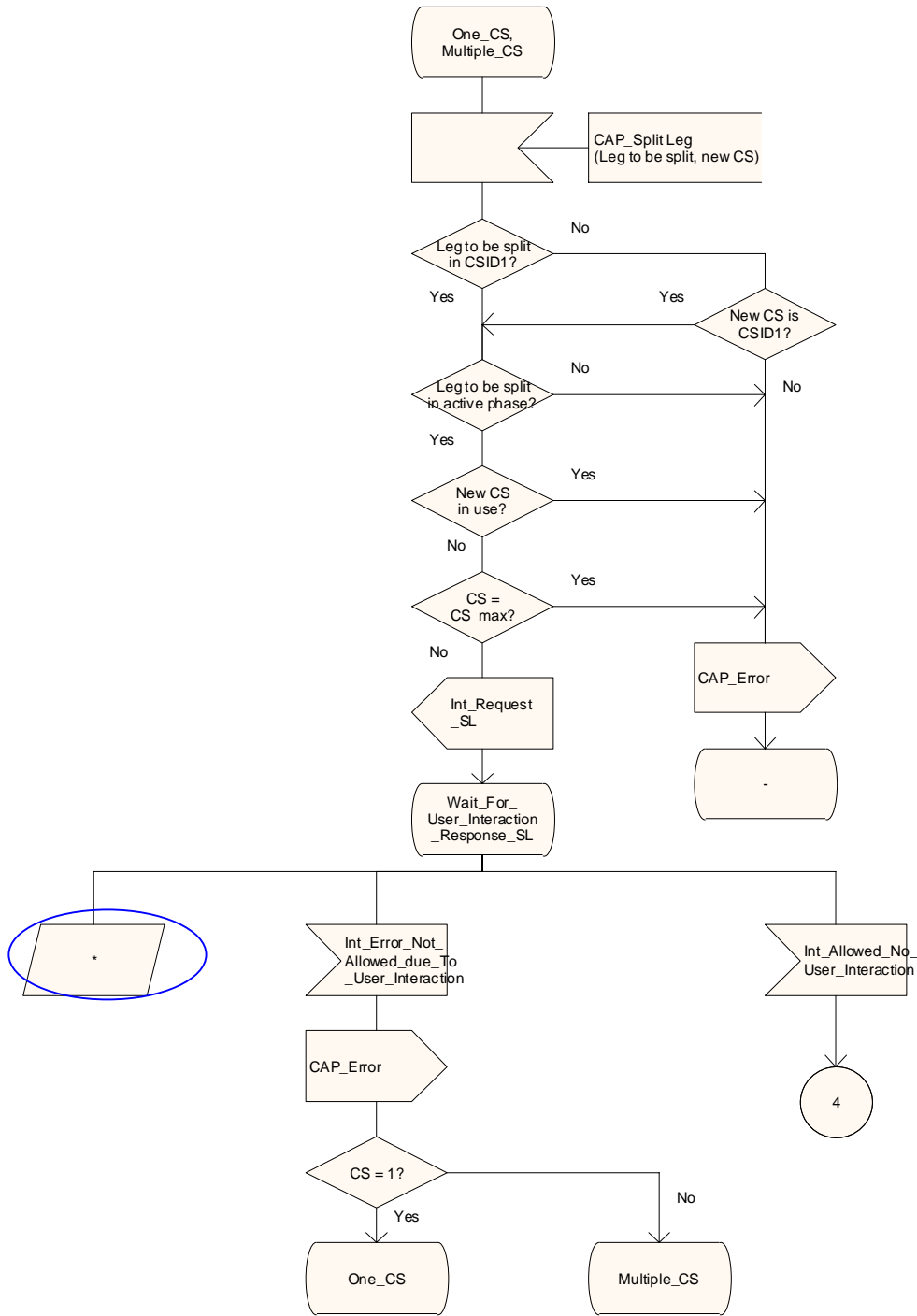
Figure 4.112I: Process CSA_gsmSSF (sheet 12)

Process CSA_gsmSSF

13(21)

/* A process in the gsmSSF to co-ordinate the Call Segments for a call. */

/* Signals to/from the left are to/from one or more instances of the process CS_gsmSSF; signals to/from the right are to/from the gsmSCF. */



Process CSA_gsmSSF

13(21)

/* A process in the gsmSSF to co-ordinate the Call Segments for a call. */

/* Signals to/from the left are to/from one or more instances of the process CS_gsmSSF; signals to/from the right are to/from the gsmSCF. */

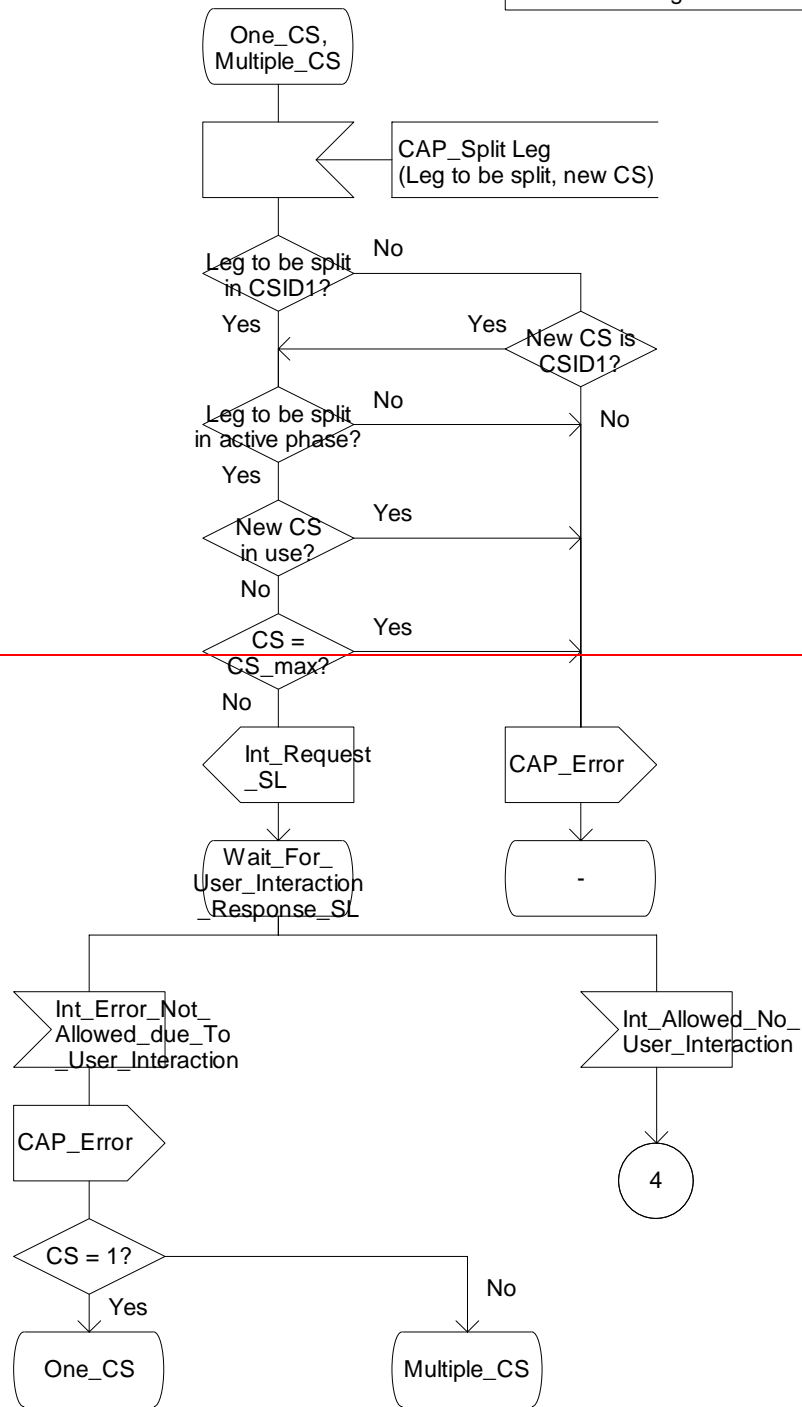


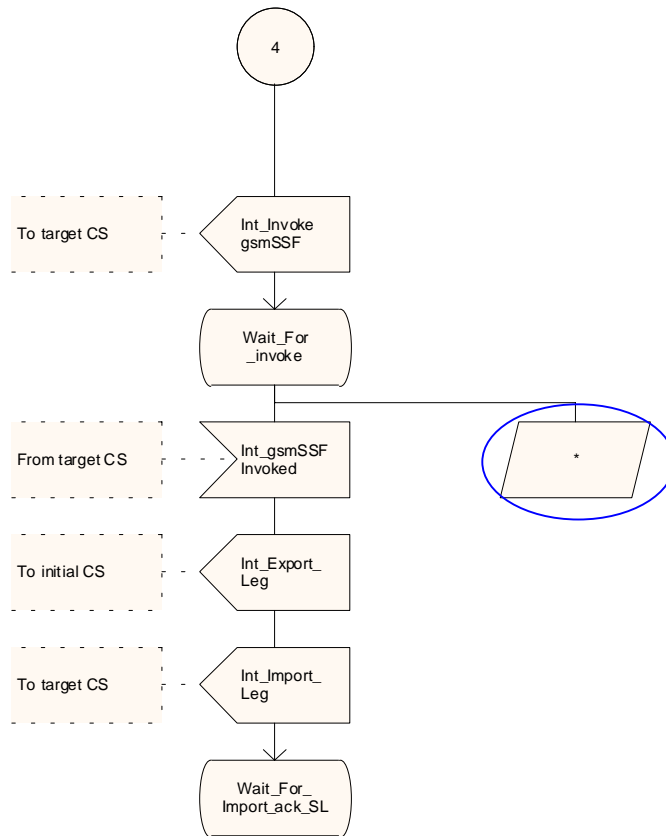
Figure 4.112m: Process CSA_gsmSSF (sheet 13)

Process CSA_gsmSSF

14(21)

/* A process in the gsmSSF to co-ordinate the Call Segments for a call.*/

/* Signals to/from the left are to/from one or more instances of the process CS_gsmSSF; signals to/from the right are to/from the gsmSCF. */



Process CSA_gsmSSF

14(21)

/* A process in the gsmSSF to co-ordinate the Call Segments for a call. */

/* Signals to/from the left are to/from one or more instances of the process CS_gsmSSF; signals to/from the right are to/from the gsmSCF. */

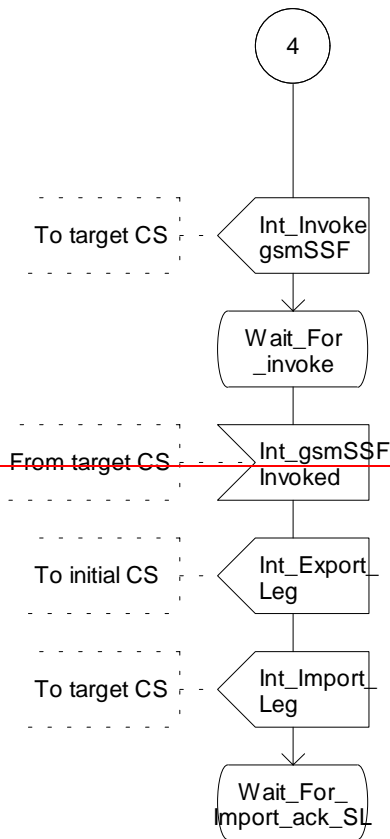


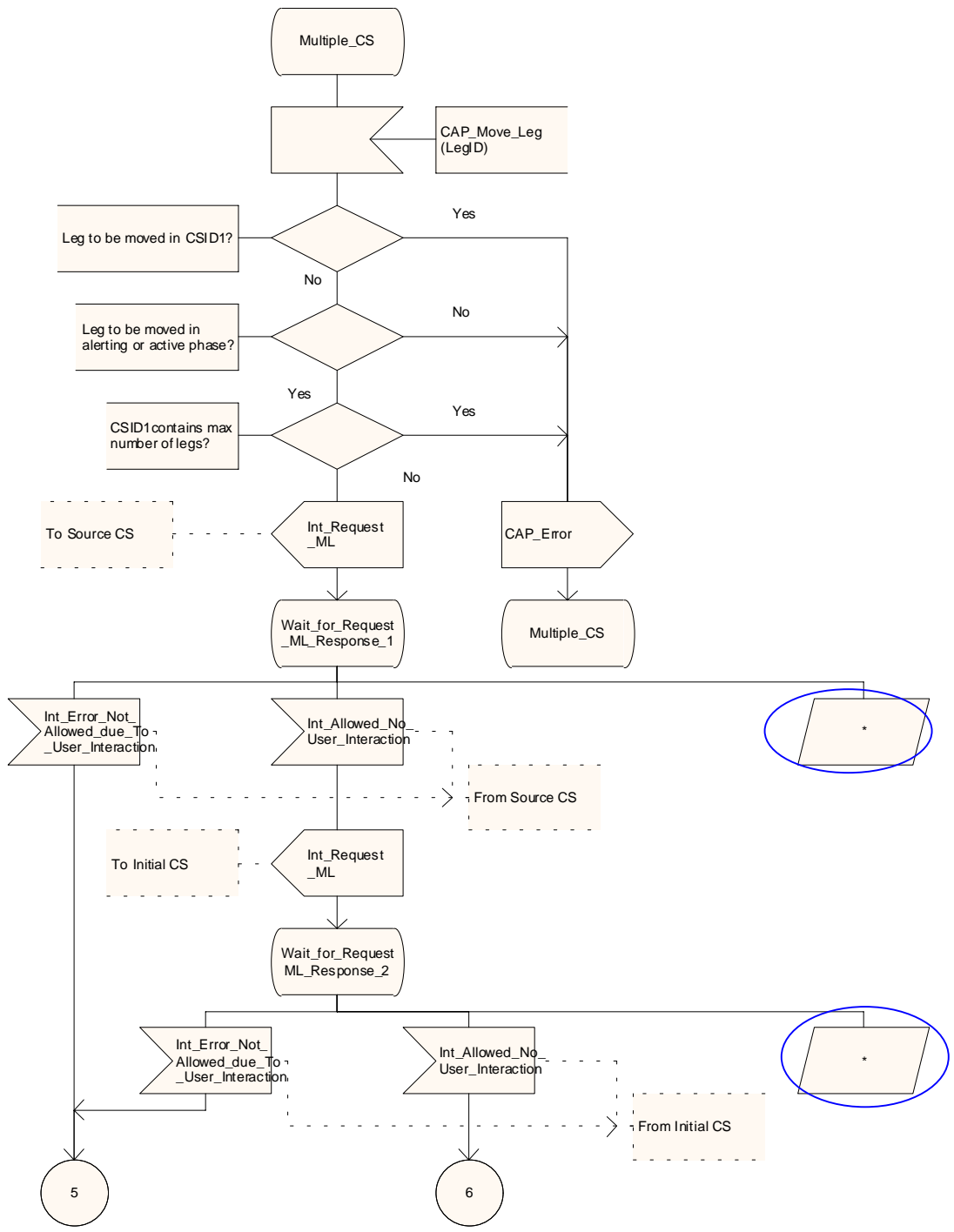
Figure 4.112n: Process CSA_gsmSSF (sheet 14)

Process CSA_gsmSSF

15(21)

/* A process in the gsmSSF to co-ordinate the Call Segments for a call. */

/* Signals to/from the left are to/from one or more instances of the process CS_gsmSSF; signals to/from the right are to/from the gsmSCF. */



Process CSA_gsmSSF

15(21)

/* A process in the gsmSSF to co-ordinate the Call Segments for a call. */

/* Signals to/from the left are to/from one or more instances of the process CS_gsmSSF; signals to/from the right are to/from the gsmSCF. */

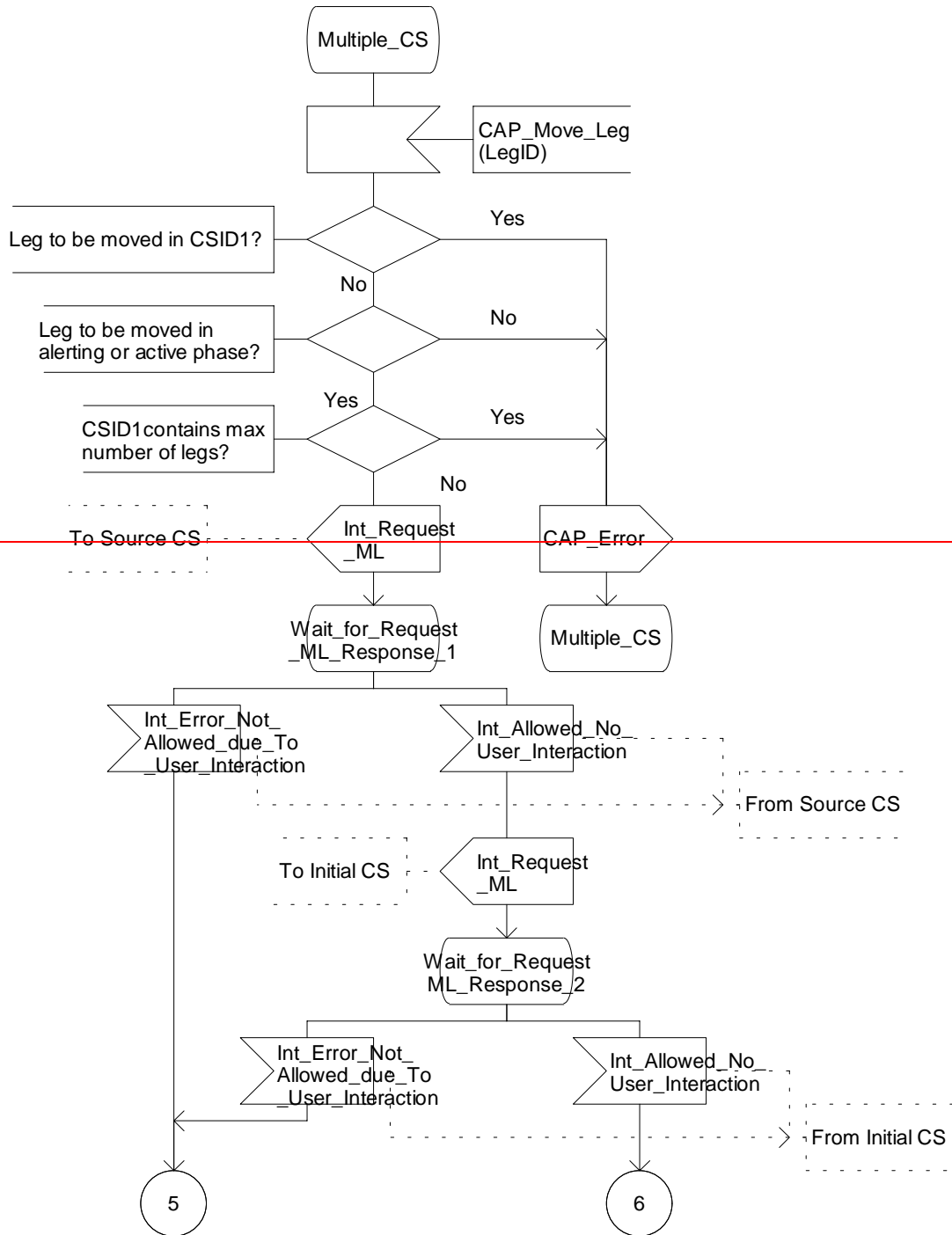


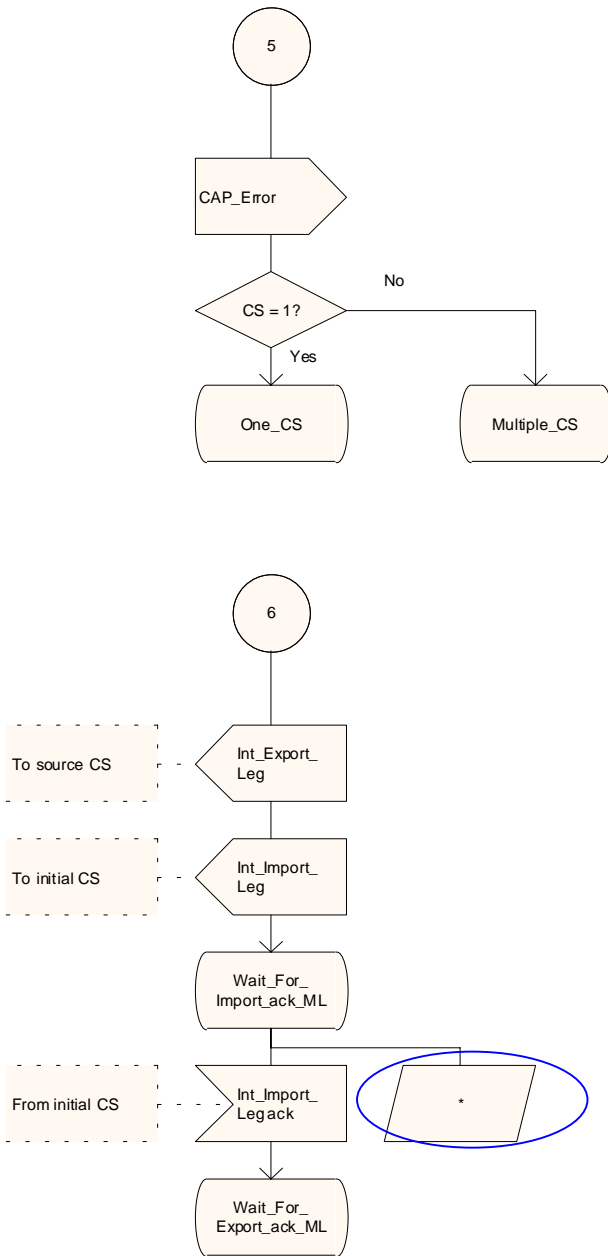
Figure 4.112o: Process CSA_gsmSSF (sheet 15)

Process CSA_gsmSSF

16(21)

/* A process in the gsmSSF to co-ordinate the Call Segments for a call. */

/* Signals to/from the left are to/from one or more instances of the process CSA_gsmSSF; signals to/from the right are to/from the gsmSCF. */



Process CSA_gsmSSF

16(21)

/* A process in the gsmSSF to co-ordinate the Call Segments for a call. */

/* Signals to/from the left are to/from one or more instances of the process CS_gsmSSF; signals to/from the right are to/from the gsmSCF. */

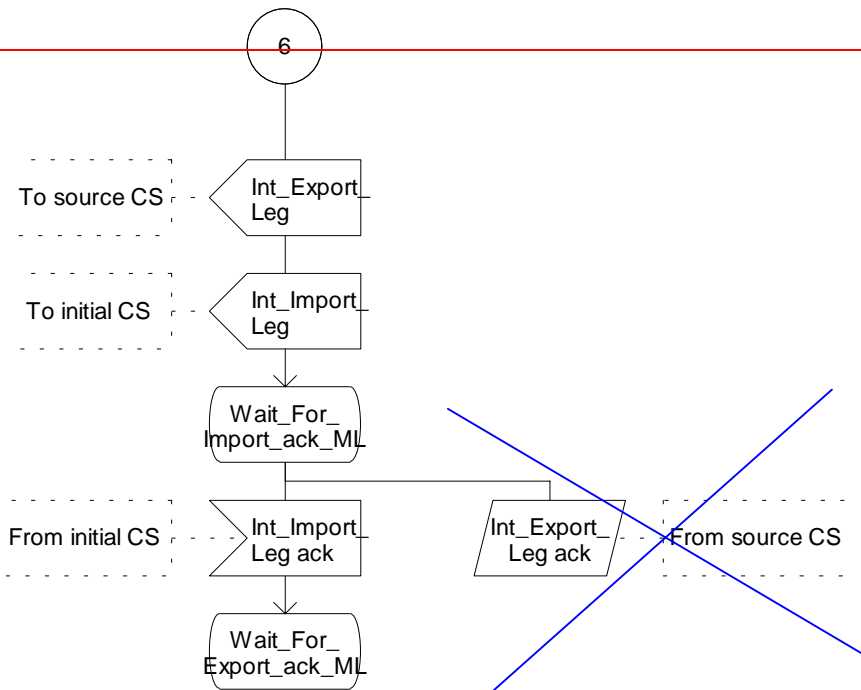
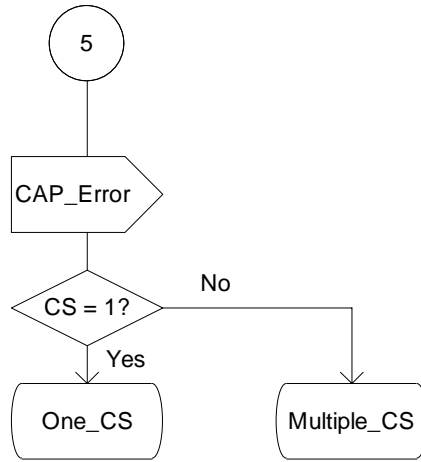


Figure 4.112p: Process CSA_gsmSSF (sheet 16)

Process CSA_gsmSSF

17(21)

/* A process in the gsmSSF to co-ordinate the Call Segments for a call. */

/* Signals to/from the left are to/from one or more instances of the process CS_gsmSSF; signals to/from the right are to/from the gsmSCF. */

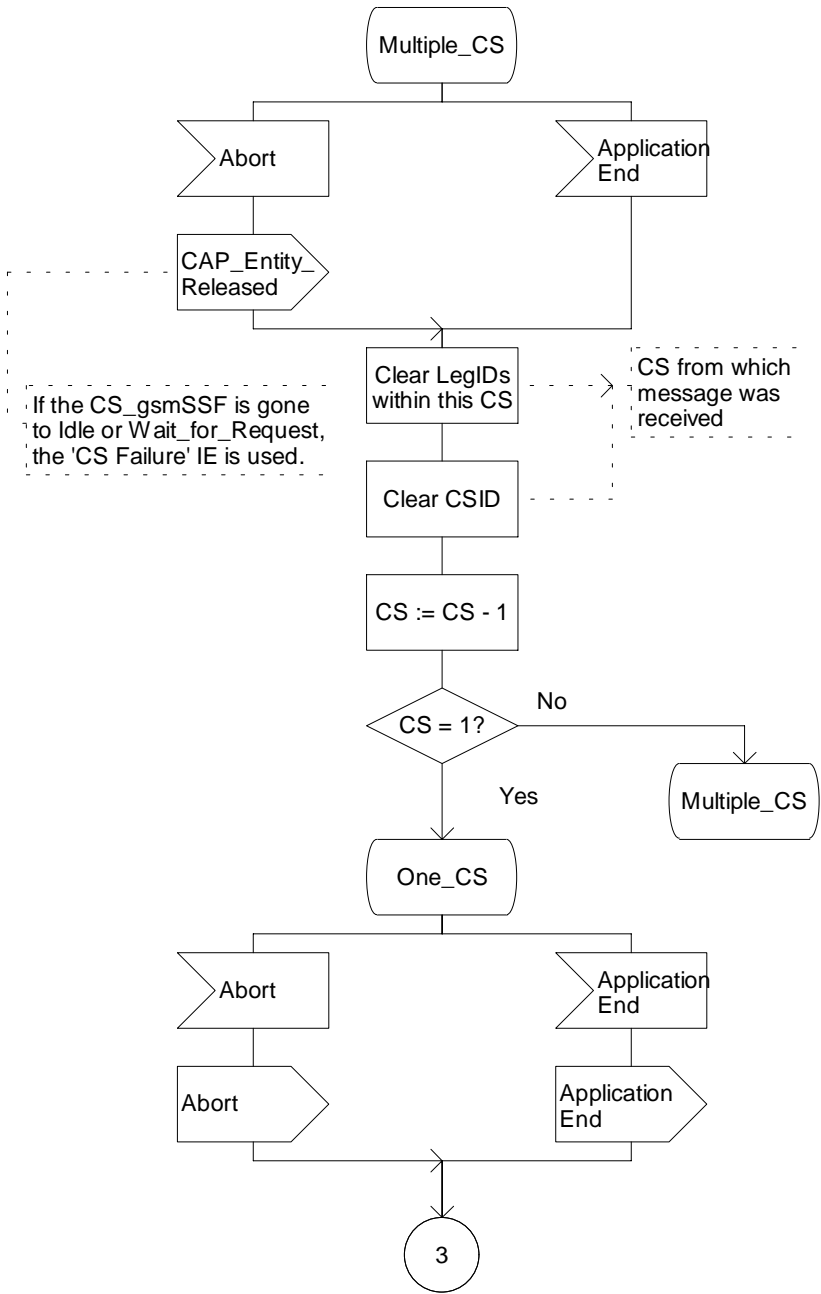


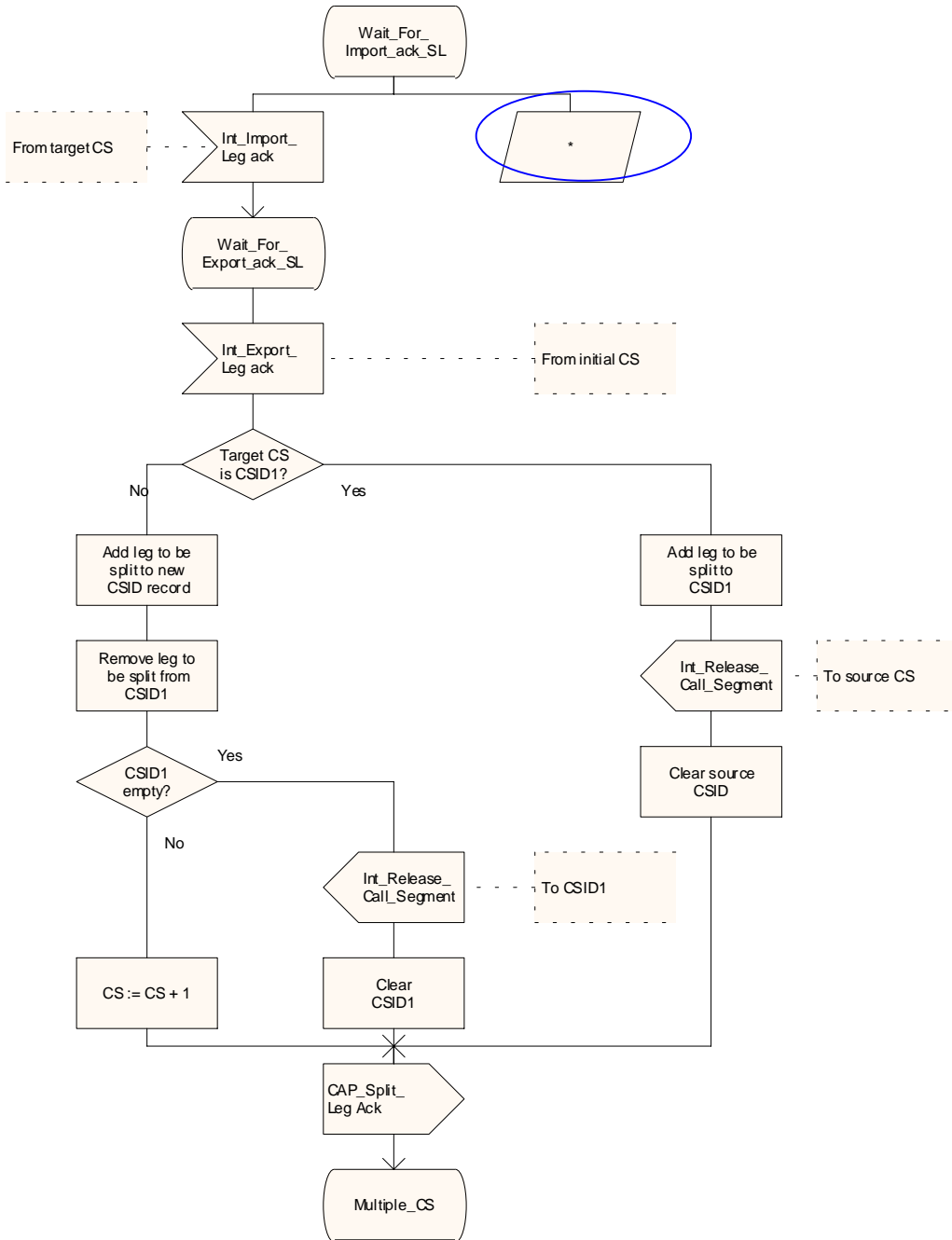
Figure 4.112q: Process CSA_gsmSSF (sheet 17)

Process CSA_gsmSSF

18(21)

/* A process in the gsmSSF to co-ordinate the Call Segments for a call. */

/* Signals to/from the left are to/from one or more instances of the process CSA_gsmSSF; signals to/from the right are to/from the gsmSCF. */



Process CSA_gsmSSF

18(21)

/* A process in the gsmSSF to co-ordinate the Call Segments for a call. */

/* Signals to/from the left are to/from one or more instances of the process CS_gsmSSF; signals to/from the right are to/from the gsmSCF. */

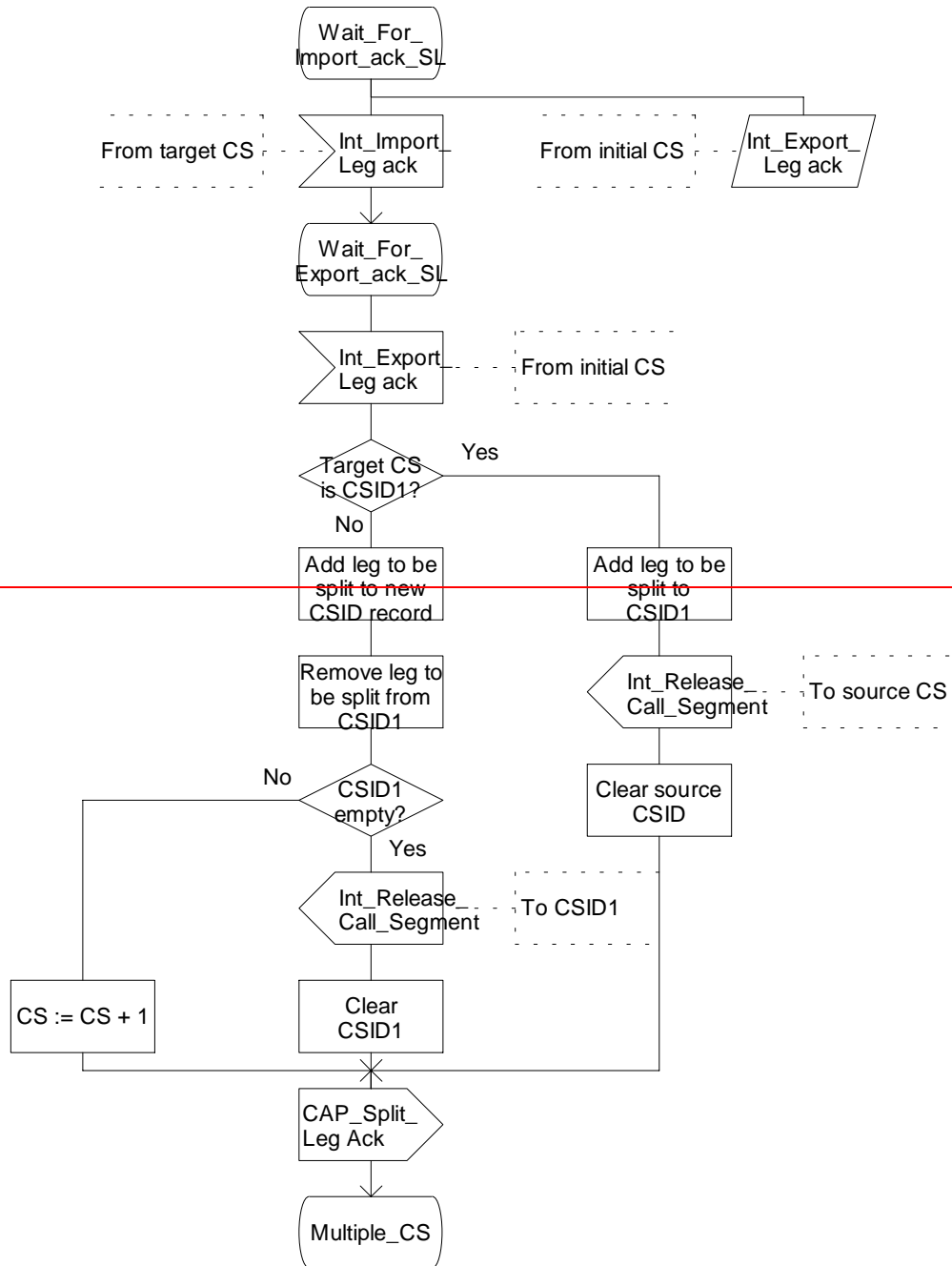


Figure 4.112r: Process CSA_gsmSSF (sheet 18)

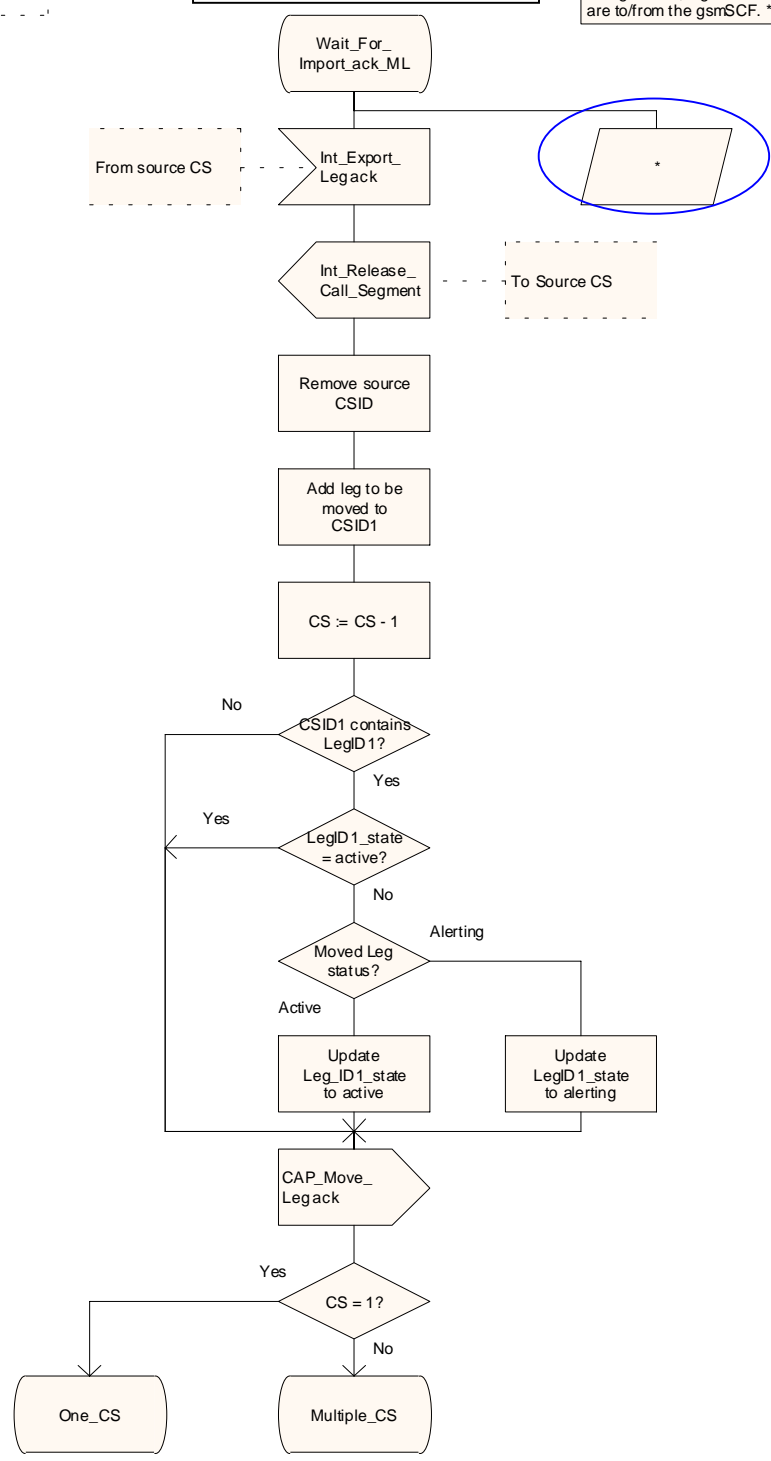
Process CSA_gsmSSF

19(21)

/* A process in the gsmSSF to co-ordinate the Call Segments for a call.*/

Note: This state should read 'Wait For Export ack ML'
This will be rectified in a separate CR (N2-020688).

/* Signals to/from the left are to/from one or more instances of the process CSA_gsmSSF; signals to/from the right are to/from the gsmSCF.*/



Process CSA_gsmSSF

19(21)

/* A process in the gsmSSF to co-ordinate the Call Segments for a call. */

/* Signals to/from the left are to/from one or more instances of the process CS_gsmSSF; signals to/from the right are to/from the gsmSCF. */

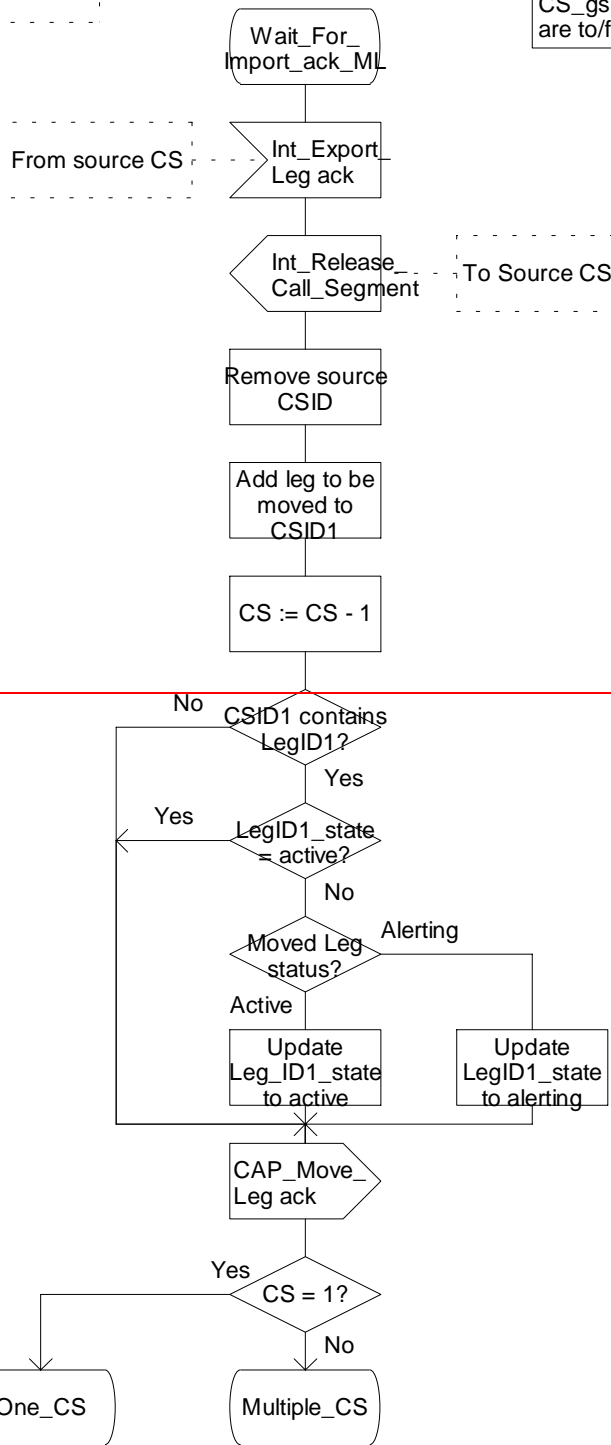


Figure 4.112s: Process CSA_gsmSSF (sheet 19)

Process CSA_gsmSSF

20(21)

/* A process in the gsmSSF to co-ordinate the Call Segments for a call. */

/* Signals to/from the left are to/from one or more instances of the process CS_gsmSSF; signals to/from the right are to/from the gsmSCF. */

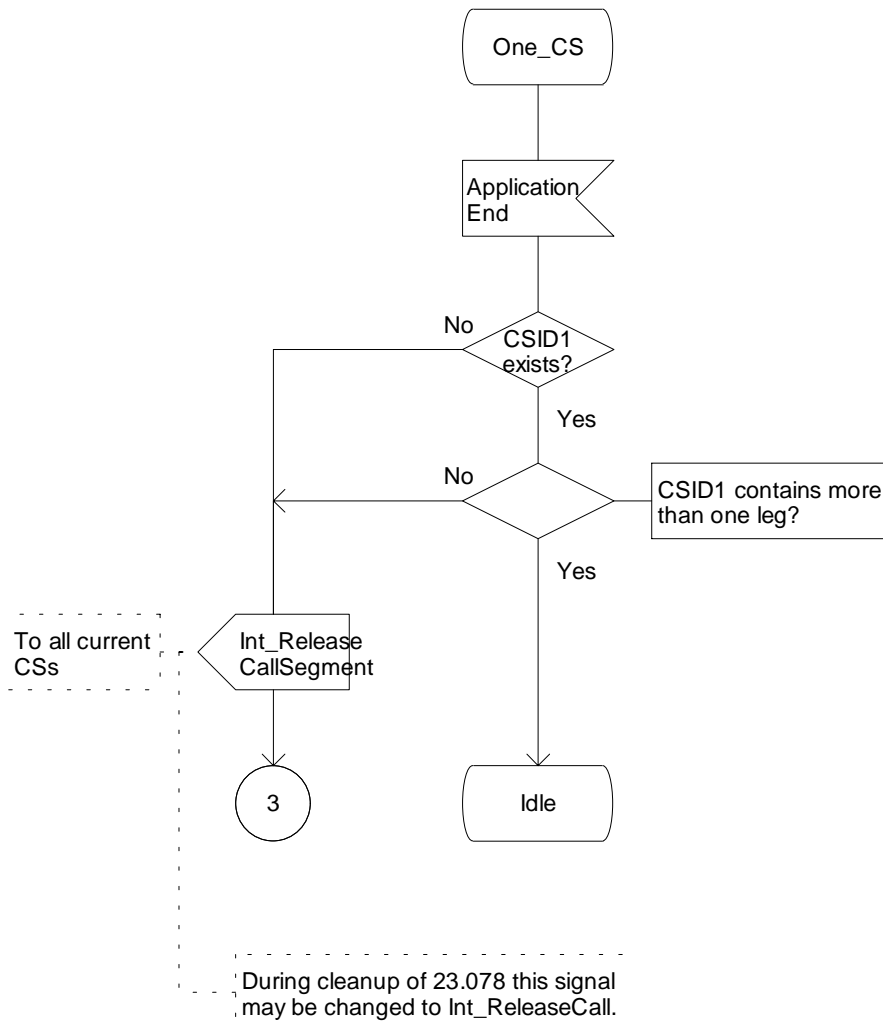


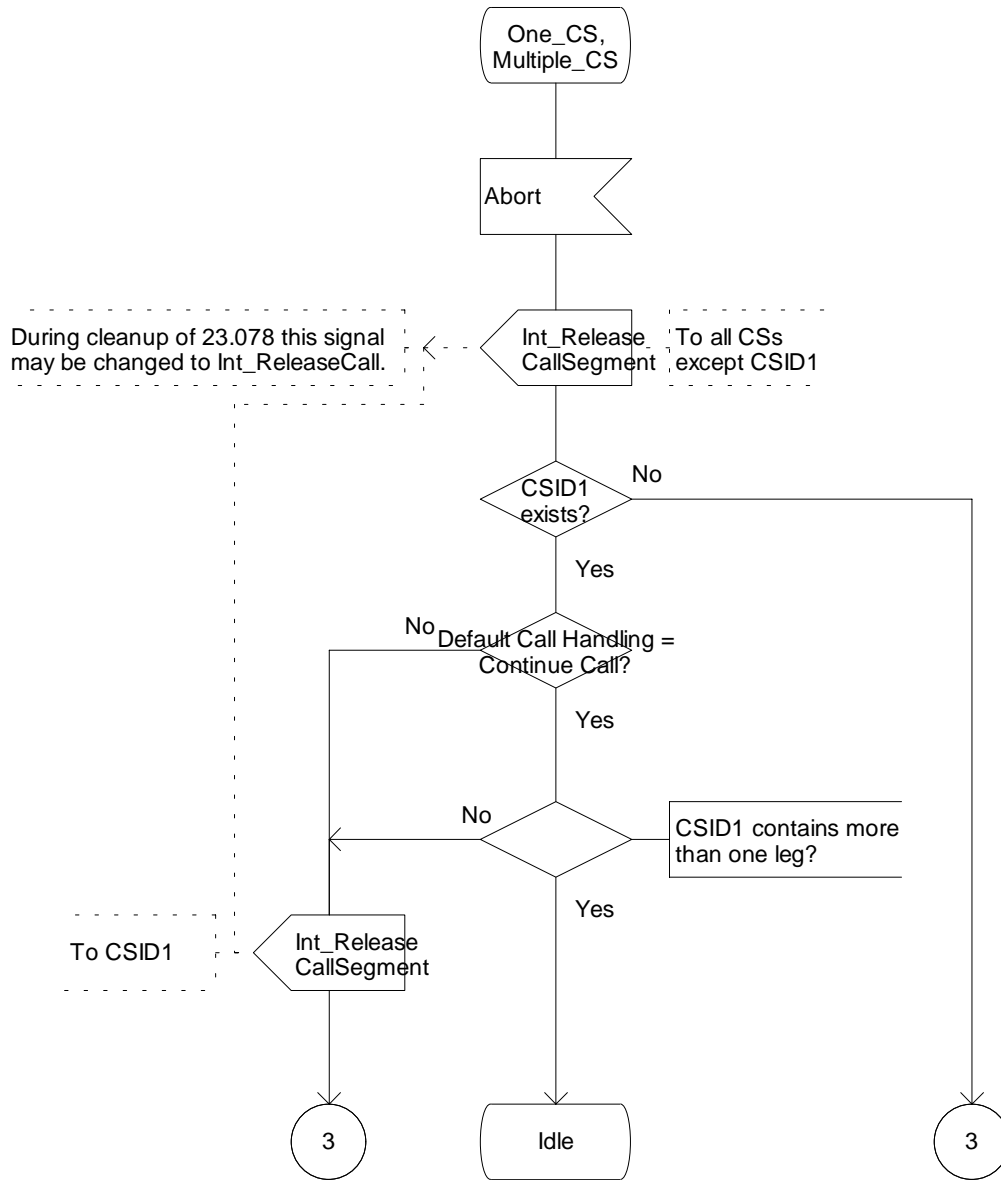
Figure 4.112t: Process CSA_gsmSSF (sheet 20)

Process CSA_gsmSSF

21(21)

/* A process in the gsmSSF to co-ordinate the Call Segments for a call. */

/* Signals to/from the left are to/from one or more instances of the process CS_gsmSSF; signals to/from the right are to/from the gsmSCF. */



During cleanup of 23.078 this signal may be changed to Int_ReleaseCall.

To all CSs except CSID1

To CSID1

Figure 4.112u: Process CSA_gsmSSF (sheet 21)

**** End of Document ****

CR-Form-v7

CHANGE REQUEST

⌘ **29.078 CR 267** ⌘ rev **1** ⌘ Current version: **5.0.0** ⌘

For **HELP** on using this form, see bottom of this page or look at the pop-up text over the ⌘ symbols.

Proposed change affects: UICC apps ME Radio Access Network Core Network

Title:	⌘ Move Leg and Split Leg Error - Task Refused		
Source:	⌘ Vodafone		
Work item code:	⌘ CAMEL4	Date:	⌘ 09/07/2002
Category:	⌘ F	Release:	⌘ Rel-5
	Use <u>one</u> of the following categories: F (correction) A (corresponds to a correction in an earlier release) B (addition of feature), C (functional modification of feature) D (editorial modification) Detailed explanations of the above categories can be found in 3GPP TR 21.900 .		Use <u>one</u> of the following releases: 2 (GSM Phase 2) R96 (Release 1996) R97 (Release 1997) R98 (Release 1998) R99 (Release 1999) Rel-4 (Release 4) Rel-5 (Release 5) Rel-6 (Release 6)

Reason for change:	⌘ 23.078 (process CSA_gsmSSF) Returns CAP_Error (task refused) to the gsm_SCF when it requests a MoveLeg or SplitLeg operation whilst user interaction is taking place. Error handling for this event is not specified in 29.078		
Summary of change:	⌘ Add the scenario 'task refused due to user interaction' to the error handling sections of the Move Leg and Split Leg sections in operation procedures for circuit switched call control.		
Consequences if not approved:	⌘ The specification will not align with the stage 2, as this error case will remain unspecified.		

Clauses affected:	⌘ 10.1.10.1.1, 11.23.2 and 11.33.2										
Other specs affected:	<table border="1" style="display: inline-table; border-collapse: collapse;"> <tr> <td style="width: 20px; text-align: center;">Y</td> <td style="width: 20px; text-align: center;">N</td> </tr> <tr> <td style="text-align: center;">⌘</td> <td style="text-align: center;">X</td> </tr> <tr> <td style="text-align: center;">⌘</td> <td style="text-align: center;">X</td> </tr> <tr> <td style="text-align: center;">⌘</td> <td style="text-align: center;">X</td> </tr> </table> Other core specifications ⌘ Test specifications ⌘ O&M Specifications ⌘	Y	N	⌘	X	⌘	X	⌘	X		
Y	N										
⌘	X										
⌘	X										
⌘	X										
Other comments:	⌘ Related to N2-020624 (CN2#24), where this error was created in 23.078. The stage 3 error descriptions below follow the approved stage 2 CR.										

***** First Modified Section *****

11.23 MoveLeg procedure

11.23.1 General Description

The gsmSCF uses this operation to request the gsmSSF to move the leg from its current Call Segment to the initial Call Segment (CS ID = 1).

11.23.1.1 Parameters

- legIDToMove:
This parameter indicates the leg that shall be moved.

11.23.2 Responding entity (gsmSSF)

11.23.2.1 Normal procedure

gsmSSF preconditions:

- 1) A control relationship exists between the gsmSCF and the gsmSSF.
- 2) The corresponding BCSM is in the alerting, active or mid-call phase.
- 3) The CS_gsmSSF FSM for each Call Segment involved is in the state "Waiting_for_Instructions" or in the state "Monitoring".
- 4) [User Interaction is not in progress in either Call Segment.](#)

gsmSSF postconditions:

- 1) The gsmSSF performs the appropriate call processing actions.
- 2) The CS_gsmSSF FSM for the initial Call Segment transits to the state "Waiting_for_Instructions". The BCSM instances within the initial Call Segment transit to the O_Mid_Call DP or to the T_Mid_Call DP, if not already suspended. Note that no Mid_Call EDP will be reported for this case.
- 3) The CS_gsmSSF process for the source Call Segment is terminated.
- 4) A Return Result is sent to the gsmSCF immediately after successful execution of this operation.

11.23.2.2 Error handling

Generic error handling for the operation related errors is described in clause 10, and the TC services which are used for reporting operation errors are described in clause 14.

****** Next Modified Section ******

11.33 SplitLeg Procedure

11.33.1 General Description

The gsmSCF uses this operation to request the gsmSSF to separate one party from the source Call Segment and place it in a new target Call Segment.

11.33.1.1 Parameters

- legToBeSplit:
This parameter indicates the party in the call to be split from the source Call Segment.
- newCallSegment:
This parameter indicates the CallSegmentID to be assigned to the newly-created Call Segment.

11.33.2 Responding entity (gsmSSF)

11.33.2.1 Normal procedure

gsmSSF preconditions:

- 1) A control relationship exists between the gsmSCF and the gsmSSF.
- 2) The initial Call Segment is either the source Call Segment or the target Call Segment.
- 3) The BCSM for the leg to be split is in the state O_Active, T_Active, O_Mid_Call or T_Mid_Call.
- 4) User interaction is not in progress in the source Call Segment.

gsmSSF postconditions:

- 1) The gsmSSF performs the necessary actions to separate the specified leg from its original Call Segment and place it in a new target Call Segment.
- 2) The CS_gsmSSF FSM for the new Call Segment transits to the state "Waiting_for_Instructions".
- 3) The CS_gsmSSF FSM for the source Call Segment transits to the state "Waiting_for_Instructions".
- 4) The remaining BCSM instances within the source Call Segment transit to the O_Mid_Call DP or to the T_Mid_Call DP, unless already suspended at a DP. Note that no Mid_Call EDP will be reported for this case.
- 5) A Return Result shall be sent to the gsmSCF immediately after successful execution of this operation.

11.33.2.2 Error handling

Generic error handling for the operation related errors is described in clause 10, and the TC services which are used for reporting operation errors are described in clause 14.

***** Next Modified Section *****

10.1.10 TaskRefused

10.1.10.1 General description

10.1.10.1.1 Error description

The gsmSCF, gsmSSF, gsmSRF, smsSSF or gprsSSF uses this Error to indicate that it is not able to execute a specific task as requested by a CAP Operation, and recovery is expected to be completed within the current call instance.

[If the gsmSSF requests MoveLeg or SplitLeg operations in the gsmSSF while user interaction is in progress in an affected Call Sement then CAP Error \(task refused\) is returned.](#)

***** End of Document *****