

**3GPP TSG-SA WG2 meeting #21**  
**Cancun, Mexico, 26<sup>th</sup> – 30<sup>th</sup> November 2001**

**Tdoc S2-013599**  
*(Revision of S2-013572)*

---

**Title:** LS on IMS identifiers and ISIM and USIM  
**Source:** SA2  
**To:** TSG-SA, SA1, SA3, CN1, T2, T3  
**Cc:** TSG-CN, TSG-T, EP SCP  
**Response to:** S2-013550 (same as S3-010647)

**Contact Person:**

**Name:** Edgar Lycksell  
**Tel. Number:** +46 653 500 02  
**E-mail Address:** [Edgar.A.Lycksell@telia.se](mailto:Edgar.A.Lycksell@telia.se)

**Attachments:** S2-012897 = S3-010554  
S2-012743 = T3-010613  
S2-013067 (with S2-012818 attached)  
S2-013550 = S3-010647 (with S3-010580 and S3-010584 attached)

---

**1. Overall Description:**

SA2 thank SA3 for their LS on IMS identifiers, ISIM and USIM as a response to the questions raised in S2-013067. SA2 also continued to discuss the matter further at their meeting in Cancun. However, there were different understandings of the relationships between ISIM, USIM, UICC and the scenarios that were to be supported. There also seems to be different understandings between the different groups involved.

SA2 are pleased to note that a joint meeting between T3 and SA3 has been held on the subject. However, as SA2 pointed out in the previous LS (SA2-013067), the date and venue were unfortunate as SA2, CN1 and T2 were holding regular meetings at the same time in another part of the world.

As this is a matter of urgency and as it is important that all groups involved have the same understanding, SA2 propose that a joint workshop is arranged with invitation to all groups concerned (primarily SA1, SA2, SA3, CN1, T2 and T3). It is suggested that the workshop spans over two days (possibly starting in the morning of day 1 and ending around lunch time on the second day) and is held in the December-January time frame. (It should be noted that SA1, SA2 and CN1 are all holding regular meetings in Phoenix, USA, on January 14-18, 2002.) Issues to be handled include

- service requirements on ISIM-USIM and scenarios to be supported (SA1);
- security issues (SA3);
- UICC possibilities and limitations (T3);
- relations to UE functional split (T2);
- architectural and signalling impacts (SA2, CN1);
- etc.

Some of the previous LSs on the matter are attached for your information.

**2. Actions:**

**For TSG-SA**

To endorse, select dates and invite to a joint workshop as suggested above.

**For the WGs involved**

Prepare inputs, as relevant, to a joint workshop as suggested above.

**3. Dates of next SA2 meetings:**

Title	Date	Location	Country
SA2#22	14 – 18 Jan 02	Phoenix	United States
SA2#23	18 – 22 Feb 02	Sophia Antipolis	France

---

**3GPP T3 Meeting #20**  
**Marseille, France, 3 - 5 September 2001**

***Tdoc T3-010613***  
*(revised version of T3-010565)*

**Title:** Liaison Statement on IMS identifiers and ISIM or TSIM  
**Source:** T3  
**To:** S1, S2 & S3  
**Cc:** EP SCP, T2  
**Response to:** LS S3-010400  
**Contact Person:**  
Name: Max de Groot  
Tel. Number: +33 4 42 36 50 36  
E-mail Address: max.de-groot@gemplus.com

**Attachments:** none

---

### **1. Overall Description:**

T3 thanks S3 for their LS S3-010400 (T3 010476) about clarification on the use of authentication and key agreement mechanisms for IMS.

In TS 23.228, it is stated that private and public identifiers for the IP multimedia Subsystem are securely stored in the USIM.

As far as T3 understands this, the private and public identifiers for the IP Multimedia Subsystem are independent of the USIM and should be stored in the ISIM instead of USIM.

### **2. Actions:**

**To S1, S2, S3 and T2 group.**

**ACTION:** T3 now requests S1, S2 and S3 to clarify this matter.

Furthermore T3 believes it may be useful if a presentation of the architecture of the IMS, ISIM and/or USIM application in IMS could be made to T3. An ad hoc meeting in the second half of October or mid-late November may be the quickest way for the clarification / exchange of information.

### **3. Date of Next T3 Meetings:**

T3 #21                      5 - 7 November, 2001 (Japan)

---

3GPP TSG SA WG3 Security — S3#20

S3-010554

16 - 19 October, 2001

Sydney, Australia

---

**Title:** Liaison Statement on IMS identifiers and ISIM  
**Source:** SA WG3  
**To:** T WG3, SA WG1  
**Cc:** EP SCP, T WG2, SA WG2  
**Response to:** LS T3-010613, S1-010863  
**Contact Person:**  
Name: Greg Rose  
Tel. Number: +61 2 9817 4188  
E-mail Address: ggr@qualcomm.com

**Attachments:** none

---

### 1. Overall Description:

S3 thanks T3 for their LS T3-010613 (S3 010451) about clarification on the use of authentication and key agreement mechanisms for IMS, and ISIM. S3 thanks also S1 for their LS in S1-010863 (S3-010415) and provides the requested information in this reply.

In our LS (S3-010400) S3 introduced the concept of a **logically independent ISIM** to represent the IMS subscription and its associated data. It is necessary for this subscription information to be independent of the corresponding USIM data to support access network independence and UE split. Even though it is likely for Release 5 that the ISIM and USIM will be implemented on the same UICC, and probably provisioned by the same provider, separating these functions at a future date would be very difficult if this logical separation is not in place from the start.

Your LS T3-010613 said "In TS 23.228, it is stated that private and public identifiers for the IP multimedia Subsystem are securely stored in the USIM." S3 proposes that these parameters should instead be stored in the logically separate ISIM for the reasons stated above. TS 23.228 should be updated to specify either ISIM or UICC, rather than USIM. S3 believes that the intent of the statement is simply that the parameters are stored securely.

S3 agrees with T3's understanding that the private and public identifiers for the IP Multimedia Subsystem are independent of the USIM and should be stored in the ISIM instead of USIM. The ISIM will also store an authentication key K for IMS use, and may store other data related to authentication and privacy such as current CK and IK for IMS use, sequence number SEQ, and so on. S1 and S2 might also have IMS subscription related data which should be stored in the ISIM.

S3 is working to specify in TS 33.203 what data items should be stored in the ISIM, and would like to work with T3 to create a specification for the ISIM. S3 would like to propose a joint meeting to present the architecture of the IMS and ISIM, and to further work to specify the ISIM, on Monday November 26 in Sophia Antipolis. This is the day before the next S3 meeting.

### 2. Actions:

**To T3 group.**

**ACTION:** S3 requests that T3 undertake work to support the ISIM.

### 3. Date of Next S3 Meetings:

S3 #21 27-30 November, 2001 (Sophia Antipolis, France)  
S3 #22 26 February-1 March, 2002 (Bristol, UK)

**Title:** LS on IMS identifiers and ISIM and USIM  
**Source:** TSG SA2  
**To:** T3, SA3, SA1, CN1, T2  
**Cc:** EP SCP

**Contact Person:**

Name: Chris Pudney  
E-mail Address: chris.pudney@vf.vodafone.co.uk

---

**1. Overall Description:**

SA 2 has received the LSs from T 3 in S2-01-2743 (T3-01-0613) and from SA 3 in S2-01-2897 (S3-01-0554) and has discussed Tdoc S2-01-2818, which is attached for your information.

SA 2 note SA 3's proposal for a T 3-SA 3 workshop in Sophia Antipolis on 26/11/01. SA 2 kindly suggest that the list of invitees to the workshop should be extended to include SA 2, T 2, CN 1, and SA 1. SA 2 also believe that SA 2, T 2, T 3 and CN 1 all have meetings scheduled for 26-30/11/01 and all are in Cancun in Mexico. Unfortunately, this presents some logistical difficulties for a joint meeting with SA 3!

SA 2 believe that the issues raised in S2-01-2818 need to be discussed and resolved as quickly as possible because they may have a significant impact on the commercial success of IMS.

SA 2 suggest that participants interested in this topic and who attend SA 2, T2, T3 or CN 1 discuss this matter during the Cancun meeting. Although delegates from SA 1 and SA 3 are obviously welcome to travel to Cancun, it is likely to be more practical that they ensure that their colleagues in Cancun are well briefed on these topics.

**2. Actions:**

**For T 3:**

- a) Can T 3 confirm (or deny) the limit of 4 active applications per UICC card?
- b) Is it possible to increase this number?
- c) Can T 3 identify means to remove this restriction?

**For T 2:**

- a) T 2 are invited to comment on this subject, in particular with regard to UE functionality split.

**For SA 1:**

- a) Can SA 1 identify which service requirements prevent the reuse of R'99 USIM cards for IMS?
- b) SA 2 inform SA 1 that SA 2's network architecture is based on a single UICC in the UE. SA 2 is (as yet) unable to comment as to whether it is difficult or easy to adjust the architecture to also cater for separate UICCs in the ME and TE.

**For CN 1:**

- a) Can CN 1 identify the information that they are currently expecting to be stored for IMS on the UICC? (SA 2 expects that the list may include the Private User Identity; one Public User Identity; and Home Domain Name).

**For SA 3:**

- a) Can SA 3 please comment on these issues from a security aspect?

**3. Attachments:**

**S2-01-2818**

**Agenda item: Release 5: IMS**

**Source:** Vodafone Limited

**Title:** **Open issues on USIMs/ISIMs/UICCs etc for IMS**

**For:** lots of decisions

**1 Introduction**

At the S2 drafting meeting in Vancouver there was some discussion about “ISIM”s and USIMs. The discussion showed that this was not merely an editorial matter within 23.228, but, had some profound service and architectural aspects.

This paper aims to provoke some discussion which can then lead to some agreements and subsequently to CRs to Release 5 specifications. Liaison statements may also need to be sent to other groups and/or some joint sessions held at future meetings.

**Note:** Not all of the proposals in this document represent concrete Vodafone opinions, rather, these proposals are intended to focus discussion on technical issues that need to be addressed prior to completion of Release 5.

**2 UICC to ME interface**

This complies to the ETSI TS 102.221 and ISO 7616-3 standards and is therefore only able to support communication for 4 (or less) “applications” simultaneously. If the user wants to use more than 4 UICC applications, the UICC applications have to be stopped and started so that, at no time, are more than 4 applications running. This is a cumbersome process and needs to be avoided.

Currently, it is imagined that mobiles could have 3 applications active (USIM, WIM (WAP identity module) and Phone Book<sup>1</sup>). The work on “UE functionality split” may lead to the specification of another UICC application. If IMS forces the use of a standalone ISIM application, then we may need 5 applications to be active across an interface that can only support a maximum of 4 applications!

**Proposal 1: the Release 5 standards shall support the means for all IMS data/algorithms on the UICC card to be accessible using the USIM application.**

**3 SIP application using non-3GPP access technology to connect to IMS**

The access technology might, for example, be Wireless LAN. It is believed that the proponents of “access independence” to IMS do not want to force every IMS terminal to have a USIM. Although there does not appear to be any technical problem with mandating the use of a USIM, there may be minor operational issues.

**Question 2: Is access independence seen as vital for 3GPP Release 5? (ie is access independence permitted to delay Release 5?)**

---

<sup>1</sup> The use of a separate Phone Book application allows faster phone book extraction.

**Proposal 3: if (and only if) access independence is seen as vital for 3GPP Release 5, the Release 5 standards should support means for IMS data/algorithms on the UICC card to be accessible through non-USIM UICC applications.**

**4 Dis-integrated terminal: access to UICC in the ME**

This could be the case of a laptop or PDA using a mobile to access the IMS. The laptop/PDA is using the UICC card in the mobile to provide authentication of the IMS sessions.

This case is believed to be one of the main drivers for the work on the “UE functional split” feature. Owing to its late start, it is unclear whether or not this feature will be part of Release 5.

**Proposal 4: the work on “UE functional split” should facilitate access to any IMS data/algorithms stored on the UICC card.**

**5 Dis-integrated terminal: separate UICCs in TE and ME**

Corridor discussion at the S2 drafting meetings in Vancouver raised this possibility.

**Question 5: will this delay Release 5, or, would it permit faster trialing and debugging of Release 5?**

**Question 6: does this have any real architectural impact (eg what if the two UICC cards come from different HSSs/different PLMNs), or, can this matter be left to the security experts in SA 3?**

**Proposal 7: If this is permitted, then it shall be possible to use a USIM in the TE.**

**Proposal 8: If this is permitted, then any IMS emergency call handling may need to be updated to handle all combinations of TE and ME with/without UICC cards.**

**6 Reuse of unmodified USIM**

One of the successes of GPRS has been that it is possible to use GPRS mobiles with unmodified SIM cards. It seems sensible to ensure that something similar can be done for IMS, namely that [integrated] IMS mobiles can work with an unmodified R’99 USIM.

In order to achieve this, it seems likely that, for non-IMS UICC cards, the main requirement is to specify a rule which the ME [and CSCFs] can use for producing the Private User Identity from the IMSI.

**Proposal 9: the Release 5 standard shall include means by which a UE can run IMS services with one unmodified R’99 USIM and without (significantly) degraded security.**

## **7 Conclusion**

These matters should be discussed and resolved as a matter of urgency.



**3GPP TSG-SA WG2 meeting #21**  
**Cancun, Mexico, 26<sup>th</sup> – 30<sup>th</sup> November 2001**

**Tdoc S2-013550**

---

**3GPP TSG SA WG3 Security — S3#21**  
**27-30 November, 2001**  
**Sophia Antipolis, France**

---

**S3-010647**

**Source: S3**

**To: T3, SA2, SA1, CN1, T2**

**Cc: EP SCP**

**Title: Response LS on IMS identifiers and ISIM and USIM**

**Contact: valtteri.niemi@nokia.com**

Attachments: S3-010584; S3-010580

---

SA3 and T3 had a joint ad hoc meeting on ISIM issues 26<sup>th</sup> November 2001. During the meeting the following LSs were discussed:

S2-013067 on IMS identifiers and ISIM and USIM;

N1-011768 on IMS identifiers;

T3-010730 on the same subject also.

Some of the conclusions of the joint meeting are listed in the following (I - VI).

**I. Related to S3-010584:** The document presented T3 working assumptions on ISIM. Different use cases were identified:

"

**Use case 1a** - R'99 USIM - No IMS data stored on the card. All IMS information is derived by the terminal from existing information stored on the card. IMS security parameters obtained with existing R'99 AKA sequence.

**Use case 1b** - R'5 USIM - IMS data stored on the card. IMS security parameters obtained with existing R'99 AKA sequence.

**Use case 2** - USIM+ISIM - All IMS subscription is held in the ISIM application. Data can be shared between applications, but this is up to the operator to specify.

**Use case 3** - ISIM only - For IMS only providers. As a result there is no need for them to provision the USIM.

"

**Use Cases 2 and 3 were agreed as necessary. These two cases are also equivalent from a T WG3 (or UICC specification) viewpoint. In both cases, USIM/ISIM are located inside UICC. Use Case 1b was considered by T WG3 viewpoint to be very close to Use Case 2.**

During the discussion a "Middle case" using OTA to update (any release) UICCs was mentioned.

**It was concluded that either Use Case 1a OR the "Middle Case", or neither of these two, should be supported. Some of CN WG1 assumptions listed in N1-011768 need to be removed if Use Case 1a is adopted.**

II. Several open questions were raised in S3-010580 as follows. The conclusions of the joint meeting are in bold-face.

"

- 1 *In TS 33.203 the ISIM is responsible for handling the keys etc. tailored to the IM CN SS. In TS 23.228 and TS 24.228 however, the USIM seems to be given this role. In S2, there are discussions going on about access independence for IMS and thus defining an ISIM independent from the USIM.*

*It is most likely that this latter option will be chosen.*

**The meeting agreed that this should be ISIM - i.e. 23.228 and 24.228 should be updated.**

- 2 *A Service profile is attached to one or more public ID's and to one Private ID. In the case of access independence, i.e. obtaining access to the same service via different terminals, each with an ISIM, these ISIMs should bear the same private Identity. Is this allowed?*

**The meeting agreed that this should not be allowed; for each Private Identity there should be only one ISIM.**

- 3 *It is not defined yet if the algorithms and keys used for IMS are different than the ones defined in the USIM*

**There is no requirement that the algorithms and master keys shall be different. On the other hand, there is no requirement that they shall be the same. The matter is up to the operator. If the Keys are the same, SA WG3 recognise that the other Security Parameters need to be carefully chosen, which would need further study by SA WG3.**

- 4 *Are there other functions that can be allocated to the ISIM, like phonebook, 'call control', operator preferences, ISIM Application Toolkit, generation of Call-ID, etc.?*

**From the SA WG3 point of view, there is no position on this. This should be raised in other groups to see if there are any requirements for this.**

"

III Related to the use case 1a (see above) there was a discussion about the IMS data derived in the terminal. It was concluded:

**User should not be able to modify/enter the IMPI (i.e. Private ID) or Home Network Domain name due to issues around "Loss of Service" due to incorrectly entered Private IDs.**

**Action to SA WG1: To study the issues around User-Friendliness and possibility of erroneous entry of IDs from the service point of view.**

IV The joint meeting discussed parameters that SHALL be included in the ISIM application because of security reasons and those which may be best included in the ISIM application for other reasons. The meeting concluded that:

**ISIM application SHALL include (at least) the following: IMPI; Home Network Domain Name; Support for SQNs used in the context of IMS domain; Algorithms and Authentication Key (K).**

**FOR FURTHER STUDY (Depends on the final decision on the mechanisms for protecting SIP signalling): Security Keys (CK, IK); data equivalent to the Key Set Identifier; data equivalent to the START parameter; AMF related data.**

V The meeting discussed issues with Use Case 1a. The identified issues are listed in the following. Some initial solutions were also proposed and discussed.

**Potentially increased signalling load due to re-synchronisations of SQNs;**

**Derivation of Private user ID (IMPI) from the IMSI;**

**Protection of IMSI from eavesdropping (user identity confidentiality);**

**Derivation of Public User Identity (IMPU) - MSISDN is not compulsory in the USIM; so cannot always derive IMPU from it.**

**VI** Some NON-security related issues were also identified during the meeting:

With Use case 1a : "plastic" roaming, i.e. support for changing the terminal; restrictions implied on further developments of IMS Security Architecture and IMS in general

With all Use cases: Cost issues, including cost of supported features in terminals, cost of OTA provisioning, Cost of re-issuing of cards and management of card distribution;

With all Use cases Number of options to be supported in general.

**ACTIONS:**

**SA2 and CN1:** To update specs 23.228 and 24.228 according to the findings in II.

**CN1:** To study the effects of I on working assumptions of CN1

**SA1:** To study the issues around User-Friendliness and possibility of erroneous entry of IDs from the service point of view.

**All groups:** To study non-security related issues referred to in II and VI.

**3GPP TSG SA WG3 Security — S3#20**

**S3-010584**

**27 - 30 November, 2001**

**Sophia Antipolis, France**

---

**From: Jeremy Norris (Vodafone Ltd) USIM rapporteur**

**Subject: T3 ISIM working assumptions**

---

T3 has made the attached document on the its working assumptions on the subscription for the IMS subscription.



A GLOBAL INITIATIVE

# 3GPP-T WG3: IMS working assumptions

Rapporteur : Jeremy M Norris

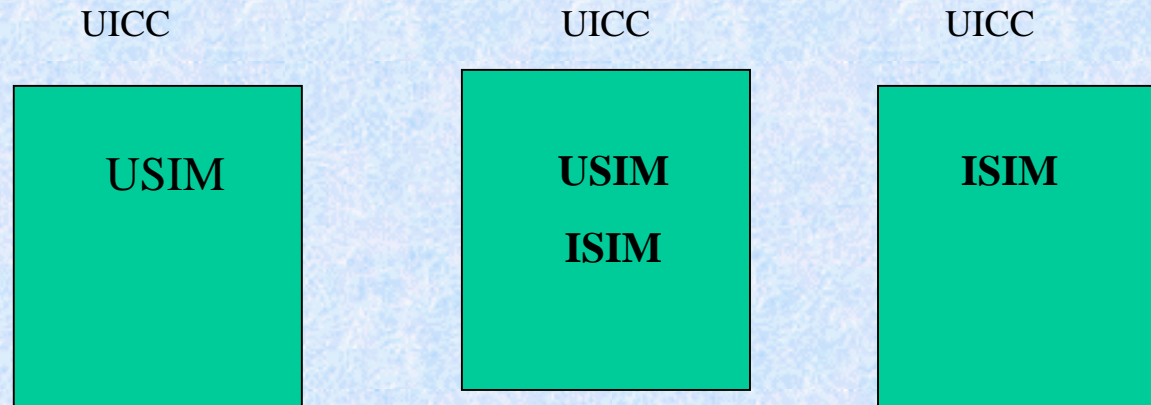
## AIM:

The aim of this presentation is to describe T3's working assumptions when designing the subscriber identity module for support of IMS.

This information is based on the input received from S3, S1 and S2 on the subject.

The aim of this document is to present T3's assumptions to the respective workgroups so a common understanding exists, and to ensure all the requirements are taken into account.

# UICC Architecture Alternatives



- **Use case 1a** - R'99 USIM - No IMS data stored on the card. All IMS information is derived by the terminal from existing information stored on the card. IMS security parameters obtained with existing R'99 AKA sequence.
- **Use case 1b** - R'5 USIM - IMS data stored on the card. IMS security parameters obtained with existing R'99 AKA sequence.
- **Use case 2** - USIM+ISIM - All IMS subscription is held in the ISIM application. Data can be shared between applications, but this is up to the operator to specify.
- **Use case 3** - ISIM only - For IMS only providers. As a result there is no need for them to provision the USIM.

# Use case 1a: R'99 USIM

**AIM:** To allow existing 3G cards to be reused. Avoids different card types in the supply chain.

## **Advantages:**

- USIM cards can be used for access to IMS without re-issuing the cards. Easier for the terminal manufacturers to provide support for IMS for initial releases of IMS capable terminals.
- Time to market reduced due to reduced cost and minimising of the changes to the network.
- Avoids IOT problems caused by “ISIMs” having to be rolled out long before IMS capable terminals are available.

## **Disadvantages**

- Subscription not logically separate.

## **Technical issues:**

- Lifetime of the integrity/ciphering keys for the IMS subscription i.e the hyper-frame number is used in 3G what will be used in IMS to control the lifetime of the keys?
- Interleaving of the Sequence numbers.
- Formulation of the private identity and home domain name from the IMSI. Formulation of the public identity from the MSISDN



## Use case 1b: Release 5 USIM

**AIM:** Minimise existing changes to tested/debugged USIMs. Avoid shortage of logical channels on terminal to card interface.

### **Advantages:**

- USIM cards can be used for access to IMS without re-issuing the cards. Easier for the terminal manufacturers to provide support for IMS for initial releases of IMS capable terminals.
- Time to market reduced due to reduced cost and minimising of the changes to the network.
- Private identity, home domain name and public identity stored on USIM.

### **Disadvantages**

- subscription not logically separate.

### **Technical issues:**

- Lifetime of the integrity/ciphering keys for the IMS subscription (as case 1a)
- Interleaving of the Sequence numbers.
- New IMS fields on USIM might be provided by OTA.

## Use case 2: UICC with USIM and ISIM

**AIM:** New cards with revised AuC and HLR.

### **Advantages:**

- Logically separate subscription.
- No reliance on the mobile to store the information meaning the data is interchangeable due to the UICC being removable. All subscription related information stored on the card and no need to derive the information from the USIM subscription.

### **Disadvantages:**

- Use of a logical channel and use of a resource whilst the subscription is active.
- Additional memory usage of the card . This may be an issue for an operator who already has multiple applications on the card.
- ISIM application [cannot] be reliably provided by OTA.

### **Technical issues:**

- Lifetime of the integrity/ciphering keys for the IMS subscription (as case 1)
- The terminal will need to start the card's IMS application even if there is no IMS service available.
- Authentication algorithm parameters and sequence numbers might be shared.

## Use case 3: ISIM only

**Aim:** Separate subscription from the RAT? E.g. connection to a wireless LAN.

### **Advantages:**

- Logically separate subscription.
- Independent of the RAT bearer.

### • **Disadvantages:**

- Subscription for RAT held elsewhere.
- Dual slot terminals may be required, as the bearer subscription may be held elsewhere.
- Customer confusion (e.g. how can a user tell the difference between an UICC holding an ISIM application and an UICC holding an USIM application?).

### **Technical issues:**

- Lifetime of the integrity/ciphering keys for the IMS subscription (as case 1)
- Can the IMS architecture support ISIM and USIM from different HSSs/PLMNs (e.g. in different countries?).

# 3GPP WG3 T3 specifications

## Proposed WI output.

- ISIM specification TR 3X.XXX, much like TR 31.900 “SIM/USIM Internal and External Interworking Aspects”.
- Inter-working document for subscription for IMS access.
  - Consideration of dual application card holding an ISIM and USIM with respect to authentication parameter sharing.
  - Consideration of a R'99 subscription holding an USIM application.

**27 - 30 November, 2001**

**Sophia Antipolis, France**

---

**Source : Gemplus**

**Subject : ISIM Application**

The following document is a draft TS describing the ISIM characteristics. It was proposed as a framework for discussion in the T3 meeting in Kyoto, 5-7 november 2001 and should form the basis of the specification of the ISIM. The version presented here is slightly modified, taking into account some preliminary remarks.

There are still some open issues to be solved, before the ISIM can be clearly specified, amongst which:

- In TS 33.203 the ISIM is responsible for handling the keys etc. tailored to the IM CN SS. In TS 23.228 and TS 24.228 however, the USIM seems to be given this role. In S2, there are discussions going on about access independence for IMS and thus defining an ISIM independent from the USIM. It is most likely that this latter option will be chosen.
- A Service profile is attached to one or more public ID's and to one Private ID. In the case of access independence, i.e. obtaining access to the same service via different terminals, each with an ISIM, these ISIMs should bare the same private Identity. Is this allowed?
- It is not defined yet if the algorithms and keys used for IMS are different than the ones defined in the USIM
- Are there other functions that can be allocated to the ISIM, like phonebook, 'call control', operator preferences, ISIM Application Toolkit, generation of Call-ID, etc.?

In any case, this document can be discussed and serve as a basis for the R5 specification of the ISIM.

# 3GPP TS XX.XXX V0.0.0 (2001-06)

---

*Technical Specification*

## **3rd Generation Partnership Project; Technical Specification Group Terminals; Characteristics of the ISIM Application (Release 5)**



The present document has been developed within the 3<sup>rd</sup> Generation Partnership Project (3GPP™) and may be further elaborated for the purposes of 3GPP.

The present document has not been subject to any approval process by the 3GPP Organisational Partners and shall not be implemented. This Specification is provided for future development work within 3GPP only. The Organisational Partners accept no liability for any use of this Specification. Specifications and reports for implementation of the 3GPP™ system should be obtained via the 3GPP Organisational Partners' Publications Offices.

---



Keywords

---

UMTS, ISIM

**3GPP**

Postal address

---

3GPP support office address

---

650 Route des Lucioles - Sophia Antipolis  
Valbonne - FRANCE  
Tel.: +33 4 92 94 42 00 Fax: +33 4 93 65 47 16

Internet

---

<http://www.3gpp.org>

---

**Copyright Notification**

---

No part may be reproduced except as authorized by written permission.  
The copyright and the foregoing restriction extend to reproduction in all media.

© 2001, 3GPP Organizational Partners (ARIB, CWTS, ETSI, T1, TTA, TTC).  
All rights reserved.



# Contents

Foreword.....	6
Introduction .....	6
1 Scope .....	7
2 References .....	7
3 Definitions, symbols, abbreviations and coding conventions .....	8
3.1 Definitions .....	8
3.2 Symbols.....	8
3.3 Abbreviations .....	8
3.4 Coding Conventions .....	9
4 Contents of the Files.....	10
4.1 Contents of the EFs at the MF level .....	10
4.1.1 EF <sub>DIR</sub> .....	10
4.1.2 EF <sub>ICCID</sub> (ICC Identity) .....	10
4.1.3 EF <sub>ARR</sub> (Access Rule Reference).....	10
4.2 Contents of files at the ISIM ADF (Application DF) level .....	10
4.2.1 EF <sub>IMS-ST</sub> (IMS Service table).....	11
4.2.2 EF <sub>KeysIMS</sub> (Ciphering and Integrity Keys for IP Multimedia System) .....	11
4.2.3 EF <sub>IMPI</sub> (IMS PRIVATE IDENTIFIER) .....	12
4.2.4 EF <sub>DOMAIN</sub> (SIP DOMAIN URI).....	12
4.2.5 EF <sub>IMPU</sub> (IMS PUBLIC IDENTIFIER OF USER).....	12
4.2.5.1 EF <sub>START-HFN</sub> (Initialisation values for Hyperframe number).....	13
4.2.5.2 EF <sub>THRESHOLD</sub> (Maximum value of START).....	13
4.7 Files of ISIM .....	14
5 Application protocol.....	14
5.1 ISIM management procedures.....	14
5.1.1 Initialisation .....	14
5.1.1.1 ISIM application selection .....	14
5.1.1.2 ISIM initialisation .....	15
5.1.2 Session termination.....	15
5.1.2.1 IMS session termination.....	15
5.1.3 ISIM application closure.....	15
5.1.9 UICC presence detection .....	15
5.2 ISIM security related procedures.....	15
5.2.1 Authentication algorithms computation.....	15
5.2.2 IMS UserIdentifiers request.....	15
5.2.6 Cipher and Integrity key .....	15
6 Security features .....	16
6.1 Authentication and key agreement procedure .....	16
6.2 Cryptographic Functions .....	16
6.4 User verification and file access conditions .....	16
7 ISIM Commands .....	17
7.1 AUTHENTICATE .....	17
7.1.1 Command description .....	17
7.1.1.1 3G security context .....	17
7.1.2 Command parameters and data.....	18
7.2 Void.....	19
7.3 Status Conditions Returned by the UICC.....	19
7.3.1 Security management.....	19
7.3.2 Status Words of the Commands.....	20
7.4 VERIFY command.....	20

8	UICC Characteristics.....	21
8.1	Voltage classes .....	21
8.2	File Control Parameters (FCP) .....	21
8.2.1	Minimum application clock frequency .....	21
	<b>Annex A (informative): Tags defined in XX.XXX.....</b>	<b>22</b>
	<b>Annex B (informative): Suggested contents of the EFs at pre-personalization .....</b>	<b>23</b>
	<b>Annex C (normative): List of SFI Values .....</b>	<b>24</b>
C.1	List of SFI Values at the ISIM ADF Level .....	24
	<b>Annex D (informative): ISIM Application Session Activation / Termination.....</b>	<b>25</b>
	<b>Annex E (informative): Change history .....</b>	<b>26</b>

## Foreword

This Technical Specification (TS) has been produced by the 3<sup>rd</sup> Generation Partnership Project (3GPP). The contents of the present document are subject to continuing work within the TSG and may change following formal TSG approval. Should the TSG modify the contents of the present document, it will be re-released by the TSG with an identifying change of release date and an increase in version number as follows:

Version x.y.z

where:

- x the first digit:
  - 1 presented to TSG for information;
  - 2 presented to TSG for approval;
  - 3 or greater indicates TSG approved document under change control.
- y the second digit is incremented for all changes of substance, i.e. technical enhancements, corrections, updates, etc.
- z the third digit is incremented when editorial only changes have been incorporated in the document.

## Introduction

The present document defines the IM Services Identity Module (ISIM) application. This application resides on the UICC, an IC card specified in 3G TS 31.101 [3]. In particular, 3G TS 31.101 [3] specifies the application independent properties of the UICC/terminal interface such as the physical characteristics and the logical structure.

# 1 Scope

The present document defines the ISIM application for 3G telecom network operation.

The present document specifies:

- specific command parameters;
- file structures;
- contents of EFs (Elementary Files);
- security functions;
- application protocol to be used on the interface between UICC (ISIM) and ME.

This is to ensure interoperability between an ISIM and an ME independently of the respective manufacturer, card issuer or operator.

The present document does not define any aspects related to the administrative management phase of the ISIM. Any internal technical realisation of either the ISIM or the ME is only specified where these are reflected over the interface.

The present document does not specify any of the security algorithms which may be used.

*[Editor's note: a better terminology should be used for ME, as the ISIM can be used in either the mobile equipment or any other terminal equipment connecting to the IMS]*

# 2 References

The following documents contain provisions which, through reference in this text, constitute provisions of the present document.

- References are either specific (identified by date of publication, edition number, version number, etc.) or non-specific.
- For a specific reference, subsequent revisions do not apply.
- For a non-specific reference, the latest version applies. In the case of a reference to a 3GPP document (including a GSM document), a non-specific reference implicitly refers to the latest version of that document *in the same Release as the present document*.

- [1] 3GPP TS 21.111: "USIM and IC Card Requirements".
- [2] 3GPP TS 31.102: " Characteristics of the USIM Application ".
- [3] 3GPP TS 31.101: "UICC-Terminal Interface, Physical and Logical Characteristics".
- [4] 3GPP TS 33.102: "3G Security Architecture".
- [5] 3GPP TS 33.103: "3G Security; Integration Guidelines".
- [6] ISO/IEC 7816-4 (1995): "Identification cards - Integrated circuit(s) cards with contacts, Part 4: Interindustry commands for interchange".
- [7] ISO/IEC 7816-5 (1994): "Identification cards - Integrated circuit(s) cards with contacts, Part 5: Numbering system and registration procedure for application identifiers".
- [8] ITU-T Recommendation T.50: "International Alphabet No. 5". (ISO 646 (1983): "Information processing - ISO 7-bits coded characters set for information interchange").
- [9] 3GPP TS 23.003: "Numbering, Addressing and Identification".
- [10] ISO/IEC FCD 7816-9 (1999): "Identification cards - Integrated circuit(s) cards with contacts, Part 9: Additional Interindustry commands and security attributes".
- [11] ISO/IEC 7816-6 (1996): "Identification cards -- Integrated circuit(s) cards with contacts -- Part 6: Interindustry data elements".

- [12] 3GPP TS 25.101: "UE Radio Transmission and Reception (FDD)"
- [13] TS 23.228: "IP Multimedia (IM) Subsystem – Stage 2".
- [14] TS 33.203: "Access security for IP-based services"
- [15] 3GPP TS 24.228: "Signalling flows for the IP multimedia call control based on SIP and SDP"
- [16] IETF 2543bis2: "SIP: Session Initiation Protocol" (ietf-sip-rfc2543bis-02.txt)
- [17] 3GPP TS 23.038: "Alphabets and language".
- [18] ISO 639 (1988): "Code for the representation of names of languages".
- [19] 3GPP TS 51.011: "Specification of the Subscriber Identity Module – Mobile Equipment (SIM – ME) interface".
- [20] ISO/IEC 8825(1990): "Specification of Basic Encoding Rules for Abstract Syntax Notation One" Second Edition.

## 3 Definitions, symbols, abbreviations and coding conventions

### 3.1 Definitions

For the purposes of the present document, the following definition applies.

**ADM:** access condition to an EF which is under the control of the authority which creates this file

### 3.2 Symbols

For the purposes of the present document, the following symbols apply:

	Concatenation
⊕	Exclusive or
f1	Message authentication function used to compute MAC
f1*	A message authentication code (MAC) function with the property that no valuable information can be inferred from the function values of f1* about those of f1, ... , f5 and vice versa
f2	Message authentication function used to compute RES and XRES
f3	Key generating function used to compute CK
f4	Key generating function used to compute IK
f5	Key generating function used to compute AK

### 3.3 Abbreviations

For the purposes of the present document, the following abbreviations apply:

3GPP	3 <sup>rd</sup> Generation Partnership Project
AAA	Authentication Authorisation Accounting
AC	Access Condition
ADF	Application Dedicated File
AID	Application IDentifier
AK	Anonymity key
AKA	Authentication and key agreement
ALW	ALWays
AMF	Authentication Management Field
ASN.1	Abstract Syntax Notation One
AuC	Authentication Centre
AUTN	Authentication token
BER-TLV	Basic Encoding Rule - TLV
CK	Cipher key
CSCF	Call State Control Function
DF	Dedicated File

EF	Elementary File
FFS	For Further Study
HE	Home Environment
HN	Home Network
HSS	Home Subscriber Server
ICC	Integrated Circuit Card
ID	IDentifier
IK	Integrity key
IM	IP Multimedia
IMPI	IM Private Identity
IMPU	IM Public Identity
IMS	IP Multimedia Subsystem
IMSI	International Mobile Subscriber Identity
ISIM	IM Services Identity Module
K	ISIM Individual key
KSI	Key Set Identifier
LI	Language Indication
LSB	Least Significant Bit
MAC	Message authentication code
MAC	Message Authentication Code
MAC-A	MAC used for authentication and key agreement
MAC-I	MAC used for data integrity of signalling messages
MCC	Mobile Country Code
ME	Mobile Equipment
MF	Master File
MMI	Man Machine Interface
MSB	Most Significant Bit
NEV	NEVer
PIN	Personal Identification Number
PL	Preferred Languages
PS	Packet Switched
PS_DO	PIN Status Data Object
RAND	Random challenge
RAND <sub>MS</sub>	Random challenge stored in the ISIM
RES	User response
RFU	Reserved for Future Use
RST	Reset
SA	Security Association
SDP	Session Description Protocol
SE	Security Environment
SEG	Security Gateway
SFI	Short EF Identifier
SGSN	Serving GPRS Support Node
SGSN	Serving GPRS Support Node
SIP	Session Initiation Protocol
SN	Serving Network
SQN	Sequence number
SRES	Signed RESponse calculated by an ISIM
SW	Status Word
TLV	Tag Length Value
UA	User Agent
UAC	UA Client
UAS	UA Server
UE	User Equipment
UICC	UMTS IC Card
ISIM	Universal Subscriber Identity Module
XRES	Expected user RESponse

### 3.4 Coding Conventions

The following coding conventions apply to the present document.

All lengths are presented in bytes, unless otherwise stated. Each byte is represented by bits b8 to b1, where b8 is the most significant bit (MSB) and b1 is the least significant bit (LSB). In each representation, the leftmost bit is the MSB. The coding of Data Objects in the present document is according to ISO/IEC 7816-6 [3].

'XX': Single quotes indicate hexadecimal values. Valid elements for hexadecimal values are the numbers '0' to '9' and 'A' to 'F'.

## 4 Contents of the Files

This clause specifies the EFs for the 3G session defining access conditions, data items and coding. A data item is a part of an EF which represents a complete logical entity, e.g. the alpha tag in an EF<sub>ADN</sub> record.

EFs or data items having an unassigned value, or, which during the 3G session, are cleared by the ME, shall have their bytes set to 'FF'. After the administrative phase all data items shall have a defined value or have their bytes set to 'FF'. If a data item is 'deleted' during a 3G session by the allocation of a value specified in another 3G TS, then this value shall be used and the data item is not unassigned.

EFs are mandatory (M) or optional (O). The file size of an optional EF may be zero. All implemented EFs with a file size greater than zero shall contain all mandatory data items. Optional data items may either be filled with 'F', or, if located at the end of an EF, need not exist.

When the coding is according to ITU-T Recommendation T.50 [8], bit 8 of every byte shall be set to 0.

For an overview containing all files see figures 4.1 and 4.2.

### 4.1 Contents of the EFs at the MF level

There are four EFs at the Master File (MF) level. These EFs are specified in 3G TS 31.101 [3].

#### 4.1.1 EF<sub>DIR</sub>

This EF contains the Application Identifier (AID) and the Application Label as mandatory elements.

The ISIM application can only be selected by means of the AID selection. The EF<sub>DIR</sub> entry shall not contain a path object for application selection.

It is recommended that the application label does not contain more than 32 bytes.

Contents:

- according to 3G TS 31.101 [3].

Coding:

- according to 3G TS 31.101 [3].

#### 4.1.2 EF<sub>ICCID</sub> (ICC Identity)

This EF provides a unique identification number for the ICC.

Contents:

according to 3G TS 31.101 [3].

Coding:

according to 3G TS 31.101 [3].

#### 4.1.3 EF<sub>ARR</sub> (Access Rule Reference)

This EF contains the access rules for access to the EFs under the master file including this EF. This file is mandatory for the ISIM application.

Contents:

- according to 3G TS 31.101 [3].

Coding:

- according to 3G TS 31.101 [3].

### 4.2 Contents of files at the ISIM ADF (Application DF) level

The EFs in the ISIM ADF contain service and network related information and are required for UE to operate in an IP Multimedia Subsystem.

**4.2.1 EF<sub>IMS-ST</sub> (IMS Service table)**

This EF indicates which IMS services are available. If a service is not indicated as available in the USIM, the ME shall not select this service.

Identifier: 'xxxx'		Structure: transparent		Conditional (see Note)	
File size: X bytes, X 1			Update activity: low		
Access Conditions:					
READ		PIN			
UPDATE		ADM			
DEACTIVATE		ADM			
ACTIVATE		ADM			
Bytes	Description	M/O	Length		
1	Services n°1 to n°8	M	1 byte		
2	Services n°9 to n°16	O	1 byte		
etc.					
X	Services (8X-7) to (8X)	O	1 byte		
NOTE: This file is mandatory if and only if DF <sub>IMS</sub> is present.					

-Services

Contents: Service n°1 : SIP domain URI

Coding:

the coding rules of the USIM Service Table apply to this table.

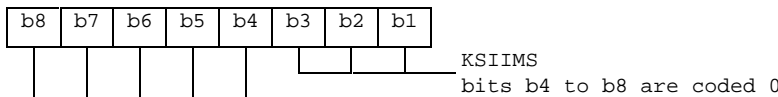
**4.2.2 EF<sub>KeysIMS</sub> (Ciphering and Integrity Keys for IP Multimedia System)**

This EF contains the ciphering key CKIMS, the integrity key IKIMS and the key set identifier KSIIMS for the IP Multimedia Subsystem.

Identifier: 'xxxx'		Structure: transparent		Mandatory	
SFI: 'yy'					
File size: 33 bytes			Update activity: high		
Access Conditions:					
READ		PIN			
UPDATE		PIN			
DEACTIVATE		ADM			
ACTIVATE		ADM			
Bytes	Description	M/O	Length		
1	Key set identifier KSIIMS	M	1 byte		
2 to 17	Ciphering key CKIMS	M	16 bytes		
18 to 33	Integrity key IKIMS	M	16 bytes		

- Key Set Identifier KSIIMS.

Coding:



- Ciphering key CKIMS.

Coding:

- the least significant bit of CKIMS is the least significant bit of the 17<sup>th</sup> byte. The most significant bit of CKIMS is the most significant bit of the 2<sup>nd</sup> byte.

- Integrity key IKIMS.

Coding:

- the least significant bit of IKIMS is the least significant bit of the 33<sup>rd</sup> byte. The most significant bit of IKIMS is the most significant bit of the 18<sup>th</sup> byte.



**4.2.3 EF<sub>IMPI</sub> (IMS PRIVATE IDENTIFIER)**

This EF contains the private SIP Identity (SIP URI) of the user.

Identifier: 'xxxx'		Structure: transparent		Conditional (see Note)	
SFI: 'yy'					
File size: X bytes			Update activity: low		
Access Conditions:					
READ		PIN			
UPDATE		ADM			
DEACTIVATE		ADM			
ACTIVATE		ADM			
Bytes	Description			M/O	Length
1 to X	URI			M	X bytes
NOTE: This file is mandatory if and only if DF <sub>IMS</sub> is present.					

- URI
- Contents:
  - Private SIP URI of the user.
- Coding:

according to RFC 2543 [16]. Unused bytes shall be set to 'FF'.

**4.2.4 EF<sub>DOMAIN</sub> (SIP DOMAIN URI)**

This EF contains the SIP entry point in the home operator's network, if different from the host part of the private SIP URI of the user from file EF<sub>IMPI</sub>.

Identifier: 'xxxx'		Structure: transparent		Optional	
SFI: 'yy'					
File size: X bytes			Update activity: low		
Access Conditions:					
READ		PIN			
UPDATE		ADM			
DEACTIVATE		ADM			
ACTIVATE		ADM			
Bytes	Description			M/O	Length
1 to X	URI			M	X bytes

- URI
- Contents:
  - Request-URI.
- Coding:
  - according to RFC 2543 [16]. Unused bytes shall be set to 'FF'.

**4.2.5 EF<sub>IMPU</sub> (IMS PUBLIC IDENTIFIER OF USER)**

This EF contains one or more public SIP Identities (SIP URI) of the user.

Identifier: 'xxxx'		Structure: linear fixed		Conditional (see note)	
--------------------	--	-------------------------	--	------------------------	--

SFI: 'yy'			
Record length: X bytes		Update activity: low	
Access Conditions:			
READ	PIN		
UPDATE	PIN/ADM	(fixed during administrative management)	
DEACTIVATE	ADM		
ACTIVATE	ADM		
Bytes	Description	M/O	Length
1 to X	URI	M	X bytes
NOTE: This file is mandatory if and only if DF <sub>IMS</sub> is present.			

- URI
  - Contents:
    - SIP URI by which other parties know the subscriber.
  - Coding:
    - according to RFC 2543 [16]. Unused bytes shall be set to 'FF'.

#### 4.2.51 EF<sub>START-HFN</sub> (Initialisation values for Hyperframe number)

This EF contains the values of START<sub>IMS</sub> and START<sub>IMS</sub> of the bearers that were protected by the keys in EF<sub>KEYSIMS</sub> at release of the last IMS session. These values are used to control the lifetime of the keys (see 3G TS 33.102 [3]).

Identifier: 'XXXX'		Structure: transparent		Mandatory
SFI: 'yy'				
File size: 3 bytes		Update activity: high		
Access Conditions:				
READ	PIN			
UPDATE	PIN			
DEACTIVATE	ADM			
ACTIVATE	ADM			
Bytes	Description	M/O	Length	
1 to 3	START <sub>IMS</sub>	M	3 bytes	

- START<sub>IMS</sub>
  - Contents: Initialisation value for Hyperframe number – IMS domain.
  - Coding: The LSB of START<sub>IMS</sub> is stored in bit 1 of byte 3. Unused nibbles are set to 'F'.

#### 4.2.52 EF<sub>THRESHOLD</sub> (Maximum value of START)

This EF contains the maximum value of START<sub>IMS</sub>. This value is used to control the lifetime of the keys (see 3G TS 33.102 [3]).

Identifier: 'XXXX'		Structure: transparent		Mandatory
SFI: 'yy'				
File size: 3 bytes		Update activity: low		
Access Conditions:				
READ	PIN			
UPDATE	ADM			
DEACTIVATE	ADM			
ACTIVATE	ADM			
Bytes	Description	M/O	Length	
1 to 3	Maximum value of START <sub>IMS</sub> .	M	3 bytes	

- Maximum value of START<sub>IMS</sub>.
  - Coding: As for EF<sub>START-IMS</sub>.

## 4.7 Files of ISIM

This subclause contains a figure depicting the file structure of the  $ADF_{ISIM}$ .  $ADF_{ISIM}$  shall be selected using the AID and information in  $EF_{DIR}$ .

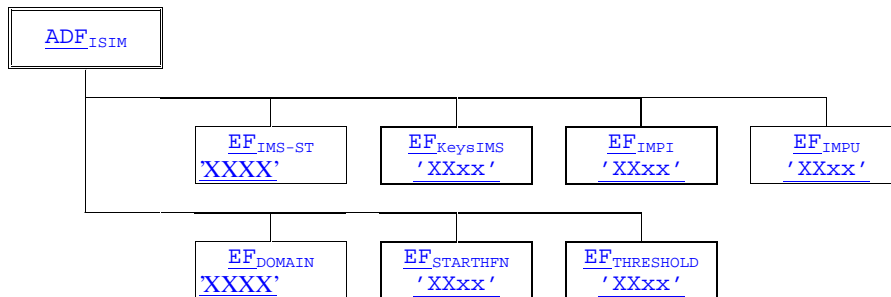


Figure 4.2: File identifiers and directory structures of ISIM

# 5 Application protocol

When involved in 3G administrative management operations, the ISIM interfaces with appropriate equipment. These operations are outside the scope of this standard.

When involved in 3G network operations the ISIM interfaces with an ME with which messages are exchanged. A message can be a command or a response.

*[Editor's note: a better terminology should be used for ME, as the ISIM can be used in either the mobile equipment or any other terminal equipment connecting to the IMS]*

- An ISIM Application command/response pair is a sequence consisting of a command and the associated response.
- An ISIM Application procedure consists of one or more ISIM Application command/response pairs which are used to perform all or part of an application-oriented task. A procedure shall be considered as a whole, that is to say that the corresponding task is achieved if and only if the procedure is completed. The ME shall ensure that, when operated according to the manufacturer's manual, any unspecified interruption of the sequence of command/response pairs which realise the procedure, leads to the abortion of the procedure itself.
- An IMS session of the ISIM in the IMS application is the interval of time starting at the completion of the ISIM initialisation procedure and ending either with the start of the 3G session termination procedure, or at the first instant the link between the UICC and the ME is interrupted.

During the 3G network operation phase, the ME plays the role of the master and the ISIM plays the role of the slave. The ISIM shall execute all 3G commands or procedures in such a way as not to jeopardise, or cause suspension, of service provisioning to the user. This could occur if, for example, execution of the AUTHENTICATE is delayed in such a way which would result in the network denying or suspending service to the user.

The procedures listed in subclause "ISIM management procedures" are required for execution of the procedures in the subsequent subclauses "ISIM security related procedures" and "Subscription related procedures". The procedures listed in subclauses "ISIM security related procedures" are mandatory. The procedures listed in "Subscription related procedures" are only executable if the associated services, which are optional, are provided in the ISIM. However, if the procedures are implemented, it shall be in accordance with subclause "Subscription related procedures".

## 5.1 ISIM management procedures

### 5.1.1 Initialisation

#### 5.1.1.1 ISIM application selection

After UICC activation (see 3G TS 31.101 [3]), the ME selects a USIM application. If no  $EF_{DIR}$  file is found or no USIM applications are listed in the  $EF_{DIR}$  file, the ME then tries to select the GSM application as specified in TS 51.011 [19].

If neither USIM nor GSM application is present on the UICC, or only after having selected either one, the ME shall select an ISIM application, if an ISIM application is listed in the EF<sub>DIR</sub> file.

After a successful ISIM application selection, the selected ISIM (AID) is stored on the UICC. This application is referred to as the last selected application. The last selected application shall be available on the UICC after a deactivation followed by an activation of the UICC.

If an ISIM application is selected using partial DF name, the partial DF name supplied in the command shall uniquely identify an ISIM application. Furthermore if an ISIM application is selected using a partial DF name as specified in 3G TS 31.101 [3] indicating in the SELECT command the last occurrence the UICC shall select the ISIM application stored as the last application. If, in the SELECT command, the options first, next/previous are indicated, they have no meaning if an application has not been previously selected in the same session and shall return an appropriate error code.

### 5.1.1.2 ISIM initialisation

The ME runs the user verification procedure. If the procedure is not performed successfully, the ISIM initialisation stops.

The ME performs the administrative information request.

If all these procedures have been performed successfully then an IMS session can start. In all other cases IMS session shall not start.

Afterwards, the ME runs the following procedures if the ME supports the related feature:

- Cipher key and integrity key request for CS- and/or PS-mode.
- Depending on the further services that are supported by both the ME and the ISIM the corresponding EFs have to be read.

After the ISIM initialisation has been completed successfully, the ME is ready for an IMS session and shall indicate this to the ISIM by sending a particular STATUS command.

### 5.1.2 Session termination

#### 5.1.2.1 IMS session termination

NOTE 1: This procedure is not to be confused with the deactivation procedure in 3G TS 31.101 [3].

The 3G session is terminated by the ME as follows.

The ME shall indicate to the ISIM by sending a particular STATUS command that the termination procedure is starting. The ME then runs all the procedures which are necessary to transfer the following subscriber related information to the ISIM:

- Cipher Key and Integrity Key update.

Finally, the ME deletes all these subscriber related information elements from its memory.

NOTE 2: If the ME has already updated any of the subscriber related information during the IMS session, and the value has not changed until IMS session termination, the ME may omit the respective update procedure.

To actually terminate the session, the ME shall then use one of the mechanisms described in 3G TS 31.101 [3].

### 5.1.3 ISIM application closure

After termination of the IMS session as defined in 5.1.2 the ISIM application may be closed by closing the logical channels that are used to communicate with this particular ISIM application.

### 5.1.9 UICC presence detection

The ME checks for the presence of the UICC according to 3G TS 31.101 [3].

## 5.2 ISIM security related procedures

### 5.2.1 Authentication algorithms computation

The ME selects an ISIM application and uses the AUTHENTICATE command (see 7.1.1). The response is sent to the ME (in case of the T=0 protocol when requested by a subsequent GET RESPONSE command).

After a Successful AUTHENTICATE command, the ME shall perform Cipher and Integrity key update procedure.

### 5.2.2 IMS UserIdentifiers request

The ME performs the reading procedure with EF<sub>IMPI</sub>, EF<sub>IMPU</sub> and the EF<sub>IMS-ST</sub>. Depending if Service n°1 is present, the ME continues the readin procedure with EF<sub>DOMAIN</sub>.

### 5.2.6 Cipher and Integrity key

Request: The ME performs the reading procedure with EF<sub>KeysIMS</sub>.

Update: The ME performs the updating procedure with EF<sub>KeysIMS</sub>.

## 6 Security features

The security aspects of IMS are specified in 3G TS 33.203 [14]. This clause gives information related to security features supported by the ISIM to enable the following:

- authentication of the ISIM to the network;
- authentication of the network to the ISIM;
- authentication of the user to the ISIM;

### 6.1 Authentication and key agreement procedure

This subclause gives an overview of the authentication mechanism and cipher and integrity key generation which are invoked by the network. For the specification of the corresponding procedures across the ISIM/ME interface see clause 5.

The mechanism achieves mutual authentication by the user and the network showing knowledge of a secret key  $K$  which is shared between and available only to the ISIM and the HSS in the user's HN. In addition, the ISIM and the HN keep track of counters  $SQN_{ISIM}$  and  $SQN_{HSS}$  respectively to support network authentication.  $SQN_{HSS}$  is a counter in the HSS, individual for each user and  $SQN_{ISIM}$  denotes the highest sequence number the ISIM has ever accepted.

When the SN/P-CSCSF initiates an authentication and key agreement, it selects the next authentication vector and sends the parameters RAND and AUTN (authentication token) to the user. Each authentication token consists of the following components: a sequence number SQN, an Authentication Management Field (AMF) and a message authentication code MAC over the RAND, SQN and AMF.

The ISIM checks whether AUTN can be accepted and, if so, produces a response RES which is sent back to the SN/ P-CSCSF. The SN/ P-CSCSF compares the received RES with XRES. If they match the SN/ P-CSCSF considers the authentication and key agreement exchange to be successfully completed. The ISIM also computes CK and IK. The established keys CK and IK will be used by the ME to perform ciphering and integrity functions.

A permanent secret key  $K$  is used in this procedure. This key  $K$  has a length of 128 bits and is stored within the ISIM for use in the algorithms described below. Also more than one secret key  $K$  can be stored in the ISIM. The active key to be used by the algorithms is signalled within the AMF field in the AUTN.

### 6.2 Cryptographic Functions

The names and parameters of the cryptographic functions supported by the ISIM are defined in 3G TS 33.102 [4]. These are:

- f1: a message authentication function for network authentication used to compute XMAC;
- f1\*: a message authentication function for support to re-synchronisation with the property that no valuable information can be inferred from the function values of f1\* about those of f1, ..., f5, f5\* and vice versa;
- f2: a message authentication function for user authentication used to compute SRES;
- f3: a key generating function to compute the cipher key CK;
- f4: a key generating function to compute the integrity key IK;
- f5: a key generating function to compute the anonymity key AK (optional);
- f5\*: a key generating function to compute AK in re-synchronisation procedures with the property that no valuable information can be inferred from the function values of f5\* about those of f1, f1\*, f2, ..., f5 and vice versa.

These cryptographic functions may exist either discretely or combined within the ISIM.

### 6.4 User verification and file access conditions

The ISIM application uses 2 PINs for user verification, PIN and PIN2. PIN2 is used only in the ADF. The PIN and PIN2 are mapped into key references as defined in 3G TS 31.101 [3]. Each key reference is associated with a usage qualifier as defined in ISO/IEC7816-9 [10]. The PIN status is indicated in the PS\_DO, which is part of the FCP response when an ADF/DF is selected. The coding of the PS\_DO is defined in 3G TS 31.101 [3].

PIN and PIN2 are coded on 8 bytes. Only (decimal) digits (0-9) shall be used, coded in CCITT T.50 [8] with bit 8 set to zero. The minimum number of digits is 4. If the number of digits presented by the user is less than 8 then the ME shall pad the presented PIN with 'FF' before sending it to the ISIM.

The coding of the UNBLOCK PINs is identical to the coding of the PINs. However, the number of (decimal) digits is always 8.

The security architecture as defined in 3G TS 31.101 [3] applies to the ISIM application with the following definitions and additions.

- The ISIM application shall use key reference '01' as PIN and key reference '81' as PIN2. For access to DFTelecom the PIN shall be verified. Access with PIN2 is limited to the ISIM application.
- The only valid usage qualifier is '08' which means user authentication knowledge based (PIN) as defined in ISO/IEC 7816-9 [10]. The terminal shall support the multi-application capabilities as defined in 31.101 [3].
- Every file in the ISIM application shall have a reference to an access rule stored in EF<sub>ARR</sub>.
- A multi-application capability UICC (from the security context point of view) shall support the referenced format using SEID as defined in 3G TS 31.101 [3].
- A multi-application capability UICC (from the security context point of view) shall support the replacement of an ISIM application PIN with the Universal PIN, key reference '01', as defined in 3G TS 31.101 [3]. Only the Universal PIN is allowed as a replacement.
- A terminal shall support the use of level 1 and level 2 user verification requirements as defined in 3G TS 31.101 [3].
- A terminal shall support the replacement of an ISIM application PIN with the Universal PIN, key reference '01', as defined in 3G TS 31.101 [3].
- A terminal shall support the security attributes defined using tag's '8C', 'AB' and '8B' as defined in 3G TS 31.101 [3]. In addition both the referencing methods indicated by tag '8B' shall be supported as defined in 3G TS 31.101 [3].

Disabling of PIN2 is allowed. This is, however, not the case if PIN2 is mapped to the CHV2 of a GSM application.

The access rule is referenced in the FCP using tag '8B'. The TLV object contains the file ID (the file ID of EF<sub>ARR</sub>) and record number, or file ID (the file ID of EF<sub>ARR</sub>), SEID and record number, pointer to the record in EF<sub>ARR</sub> where the access rule is stored. Each SEID refers to a record number in EF<sub>ARR</sub>. EFs having the same access rule use the same record reference in EF<sub>ARR</sub>. For an example EF<sub>ARR</sub>, see 3G TS 31.101 [3].

## 7 ISIM Commands

### 7.1 AUTHENTICATE

#### 7.1.1 Command description

The function is used during the procedure for authenticating the ISIM to its HN and vice versa. In addition, a cipher key and an integrity key are calculated. For the execution of the command the ISIM uses the subscriber authentication key K, which is stored in the ISIM.

The function is related to a particular ISIM and shall not be executable unless the ISIM application has been selected and activated, and the current directory is the ISIM ADF or any subdirectory under this ADF and a successful PIN verification procedure has been performed (see clause 5).

The function shall be used in the IMS ~~context~~:

— a ~~3G security context~~ context, when ~~3G-IMS~~ authentication vectors (RAND, CK, IK, AUTN) are available;

- ~~Either, the IMS client is connected to the IMS via a 3G network~~-(i.e. the UE is located in the UTRAN), or ~~via any other means (PSTN, WLAN...) supporting the connection to the IMS.~~~~in a GSM radio access network which is connected to a 3G or 3G capable VLR/SGSN), or~~

#### 7.1.1.1 3G security context

The ISIM first computes the anonymity key  $AK = f5_K(RAND)$  and retrieves the sequence number  $SQN = (SQN \oplus AK) \oplus AK$ .

Then the ISIM computes  $XMAC = f1_K(SQN || RAND || AMF)$  and compares this with the MAC which is included in AUTN. If they are different, the ISIM abandons the function.

Next the ISIM verifies that the received sequence number SQN is previously unused. If it is unused and its value is lower than SQN<sub>MS</sub>, it shall still be accepted if it is among the last 32 sequence numbers generated. A possible verification method is described in TS 33.102 [4].

NOTE: This implies that the ISIM has to keep a list of the last used sequence numbers and the length of the list is at least 32 entries.

If the ISIM detects the sequence numbers to be invalid, this is considered as a synchronisation failure and the ISIM abandons the function. In this case the command response is AUTS, where:

$AUTS = Conc(SQN_{MS}) \parallel MACS;$

$Conc(SQN_{MS}) = SQN_{MS} \oplus f5^*_K(RAND)$  is the concealed value of the counter SQN<sub>MS</sub> in the ISIM; and.

$MACS = f1^*_K(SQN_{MS} \parallel RAND \parallel AMF)$  where:

RAND is the random value received in the current user authentication request;

the AMF assumes a dummy value of all zeroes so that it does not need to be transmitted in clear in the resynchronisation message.

If the sequence number is considered in the correct range, the ISIM computes RES = f2<sub>K</sub>(RAND), the cipher key CK = f3<sub>K</sub>(RAND) and the integrity key IK = f4<sub>K</sub>(RAND) and includes these in the command response. Note that if this is more efficient, RES, CK and IK could also be computed earlier at any time after receiving RAND.

The use of AMF is HN specific and while processing the command, the content of the AMF has to be interpreted in the appropriate manner. The AMF may e.g. be used for support of multiple algorithms or keys or for changing the size of lists, see 3G TS 33.102 [4].

### 7.1.2 Command parameters and data

Code	Value
CLA	As specified in 3G TS 31.101
INS	'88'
P1	'00'
P2	See table below
Lc	See below
Data	See below
Le	'00', or maximum length of data expected in response

Parameter P2 specifies the authentication context as follows:

#### Coding of the reference control P2

Coding b8-b1	Meaning
'1-----'	Specific reference data (e.g. DF specific/application dependant key)
'-xxxxxx-x'	'000000'

All other codings are RFU.

Command parameters/data:

Byte(s)	Description	Length
1	Length of RAND (L1)	1
2 to (L1+1)	RAND	L1
(L1+2)	Length of AUTN (L2)	1
(L1+3) to (L1+L2+2)	AUTN	L2

The coding of AUTN is described in 3G TS 33.102 [4]. The most significant bit of RAND is coded on bit 8 of byte 2. The most significant bit of AUTN is coded on bit 8 of byte (L1+3).

Response parameters/data, case 1, , command successful:

Byte(s)	Description	Length
1	"Successful 3G authentication" tag = 'DB'	1
2	Length of RES (L3)	1
3 to (L3+2)	RES	L3
(L3+3)	Length of CK (L4)	1
(L3+4) to (L3+L4+3)	CK	L4
(L3+L4+4)	Length of IK (L5)	1
(L3+L4+5) to (L3+L4+L5+4)	IK	L5

The most significant bit of RES is coded on bit 8 of byte 3. The most significant bit of CK is coded on bit 8 of byte (L3+4). The most significant bit of IK is coded on bit 8 of byte (L3+L4+5).

Response parameters/data, case 2, , synchronization failure:

Byte(s)	Description	Length
1	"Synchronisation failure" tag = 'DC'	1
2	Length of AUTS (L1)	1
3 to (L1+2)	AUTS	L1

The coding of AUTS is described in 3G TS 33.102 [4]. The most significant bit of AUTS is coded on bit 8 of byte 3.

## 7.2 Void

## 7.3 Status Conditions Returned by the UICC

Status of the card after processing of the command is coded in the status bytes SW1 and SW2. This subclause specifies coding of the status bytes in the following tables.

### 7.3.1 Security management

SW1	SW2	Error description
'98'	'62'	- Authentication error, incorrect MAC



**7.3.2 Status Words of the Commands**

The following table shows for each command the possible status conditions returned (marked by an asterisk \*).

**Commands and status words**

Status Words	AUTHENTICATE
90 00	*
91 XX	*
93 00	
98 50	
98 62	*
98 64	*
62 00	*
62 81	
62 82	
62 83	
63 CX	
64 00	*
65 00	*
65 81	*
67 00	*
67 XX – (see note)	*
68 00	*
68 81	*
68 82	*
69 81	
69 82	*
69 83	
69 84	*
69 85	*
69 86	
6A 80	
6A 81	*
6A 82	
6A 83	
6A 86	*
6A 87	
6A 88	*
6B 00	*
6E 00	*
6F 00	*
6F XX – (see note)	*
NOTE: Except SW2 = '00'.	

**7.4 VERIFY command**

The VERIFY command is used to verify the user as defined in 3G TS 31.101 [3]. For the ISIM application during a 3G session the parameter P2 is restricted to the following values.

- '01' indicating verification of the PIN;
- '81' indicating verification of PIN2.

NOTE For administrative purposes any level 5 or level 6 value as specified in 3G TS 31.101 [3] may be used.

After 3 unsuccessful verification attempts, not necessarily in the same session the PINs blocked. The blocked status is indicated in the response to the VERIFY command (0 attempts left) see 3G TS 31.101 [3].

## 8 UICC Characteristics

### 8.1 Voltage classes

A UICC holding an ISIM application shall support at least two consecutive voltage classes as defined in 3G TS 31.101 [3], e.g. AB or BC. If the UICC supports more than two classes, they shall all be consecutive, e.g. ABC.

### 8.2 File Control Parameters (FCP)

This subclause defines the contents of the data objects which are part of the FCP information where there is a difference compared to the values as specified in 3G TS 31.101 [3]. This section also specifies values for data objects in the FCP information where there is no exact value given in TS 31.101 [3] and there is a need for such from the ISIM application point of view.

#### 8.2.1 Minimum application clock frequency

This data object is indicated by tag '82' in the proprietary constructed data object in the FCP information, identified by tag 'A5', as defined in 3G TS 31.101 [3]. This data object specifies the minimum clock frequency to be provided by the terminal during the ISIM session. The value indicated in this data object shall not exceed 3 MHz, corresponding to '1E'. The terminal shall use a clock frequency between the value specified by this data object and the maximum clock frequency for the UICC as defined in 3G TS 31.101 [3]. If this data object is not present in the FCP response or the value is 'FF' then the terminal shall assume that the minimum clock frequency is 1 MHz.

---

## Annex A (informative): Tags defined in XX.XXX

<b>Tag</b>	<b>Name of Data Element</b>	<b>Usage</b>
'DB'	Successful 3G authentication	Response to AUTHENTICATE
'DC'	Synchronisation failure	Response to AUTHENTICATE

NOTE: the value 'FF' is an invalid tag value. For ASN.1 tag assignment rules see ISO/IEC 8825 [20]

---

## Annex B (informative): Suggested contents of the EFs at pre-personalization

If EFs have an unassigned value, it may not be clear from the main text what this value should be. This annex suggests values in these cases.

File Identification	Description	Value
'XXXX'	Ciphering and integrity keys for packet switched domain	'07FF...FF'
'XXXX'	SIP Domain URI	'00FF...FF'
'XXXX'	SIP Private Identifier	'00FF...FF'
'XXXX'	SIP Public Identifier	'00FF...FF'

---

## Annex C (normative): List of SFI Values

This annex lists SFI values assigned in this specification.

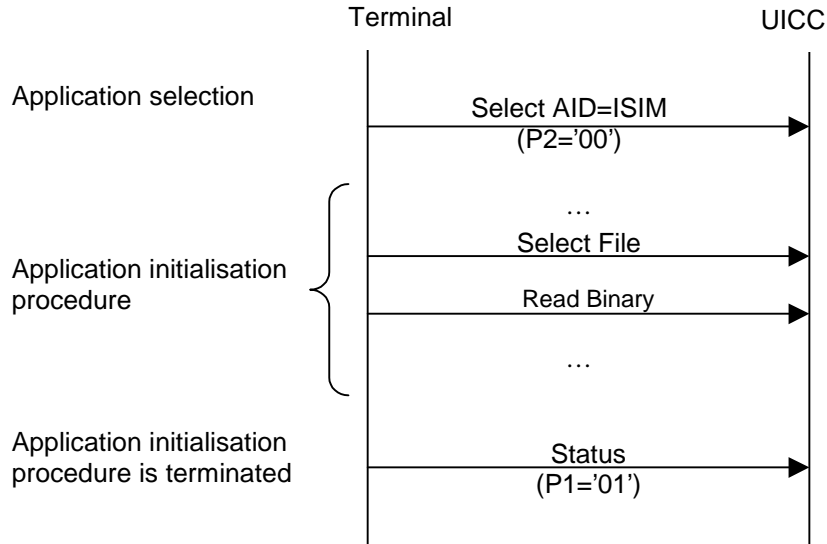
### C.1 List of SFI Values at the ISIM ADF Level

File Identification	SFI	Description
'XXXX'	'yy'	Cyphering and Integrity keys for IMS
'XXXX'	'yy'	IMS Service table
'XXXX'	'yy'	SIP Domain URI
'XXXX'	'yy'	SIP Private Identifier
'XXXX'	'yy'	SIP Public Identifier

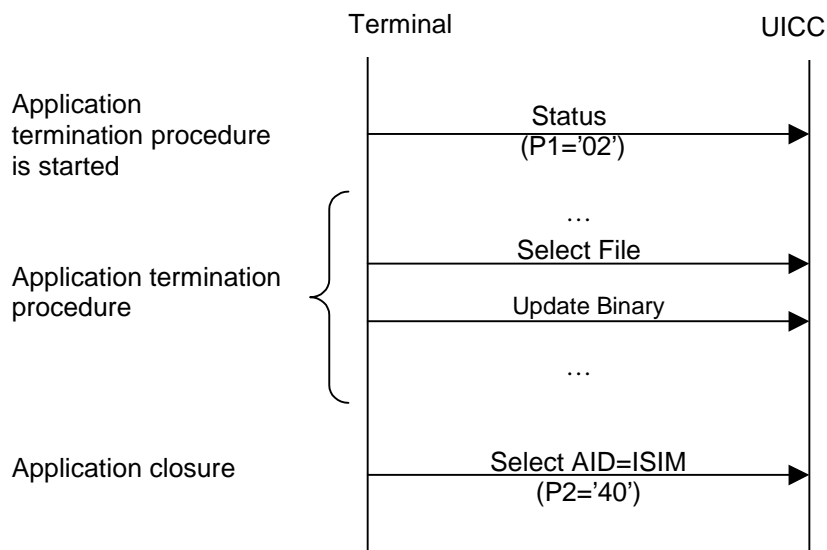
All other SFI values are reserved for future use.

# Annex D (informative): ISIM Application Session Activation / Termination

The purpose of this annex is to illustrate the different Application Session procedures.



**Figure I.1 ISIM Application Session Activation procedure**



**Figure I.2 ISIM Application Session Termination procedure**

---

## Annex E (informative): Change history

The table below indicates all CRs that have been incorporated into the present document since it was initially approved.

Change history									
Date	TSG #	TSG Doc.	CR	Rev	Cat	Subject/Comment	Old	New	