

**Source:** Funding and Finance Group  
**Title:** Financial Report for Year 2001  
**Agenda item:** 6.2

**Document for:**

Decision	
Discussion	
Information	<b>X</b>

This report provides detailed information on financial matters concerning the Mobile Competence Centre for year 2001. For completeness and understanding, it contains information relating to the support provided to 3GPP as well as the support provided by MCC to other non-3GPP related bodies.

The figures used throughout this report are based on those available on 14 January 2002, and which were further revised on 4 March. They are believed to be accurate and have now been subjected to an external audit.

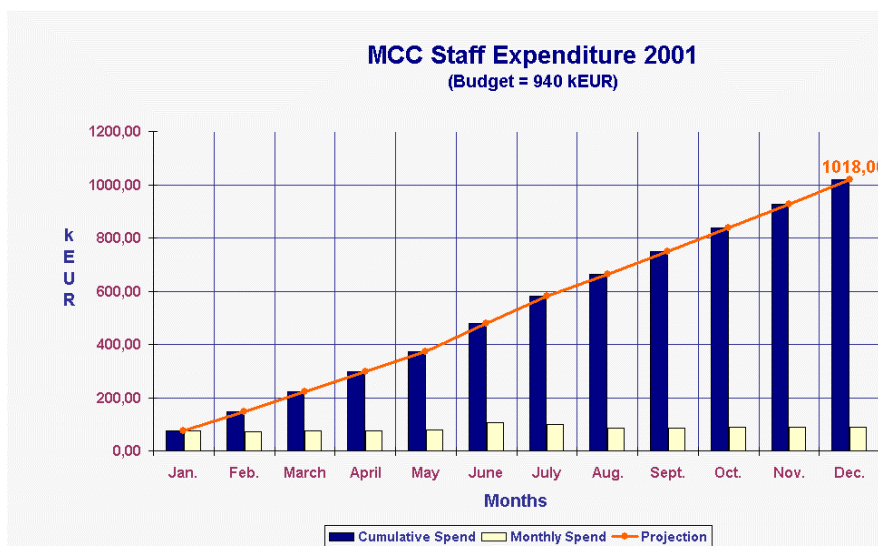
(Note: this report is identical in content to 3GPP/FFG#7(02)03r3.)

## Table of Contents

1	Year 2001 MCC Expenditure .....	3
1.1	MCC Staff Expenditure (Officers and Assistants) .....	3
1.2	MCC Contracted Support Experts Expenditure.....	4
1.2.1	MCC Contracted Support Experts Expenditure including non remunerated experts .....	4
1.2.2	MCC Contracted Support Experts Expenditure excluding non remunerated experts .....	5
1.2.3	MCC Contracted Experts Expenditure Detailed Breakdown by Activity .....	6
1.3	MCC Travel and Subsistence.....	10
2	Year 2001 Expenditure for 3GPP Task Forces .....	10
2.1	MCC Task Force 160 - 3GPP ATs and PIXIT for UE R99 (Budget is 494 kEUR) .....	10
2.2	MCC Task Force 171 - ICS for GSM GPRS (GERAN) (Budget is 40 kEUR).....	11
2.3	MCC Task Force 139 (MSG) (Budget is 23,7 kEUR) .....	11
3	MCC Subcontracts.....	12
3.1	S12 - Adaptive Multi Rate Wide Band (AMR WB) Selection Phase.....	12
3.2	S14 & S15 - Adaptive Multi-Rate Wide Band (AMR-WB) Characterisation Phase 1 .....	12
3.3	A5/3 Algorithm Development (Task S18).....	13
4	Contingency .....	13
5	Year 2001 Partner Contributions .....	14
5.1	Breakdown of Partner Contributions .....	14
5.1.1	ARIB.....	14
5.1.2	CWTS .....	14
5.1.3	ETSI .....	14
5.1.4	T1.....	14
5.1.5	TTA.....	15
5.1.6	TTC.....	15
5.1.7	GSM Association .....	15
5.1.7	Total income expected from Partners.....	15
5.2	Invoices and credit notes issued in 2001 .....	16
5.3	Payments received in year 2001 from 3GPP Organizational Partners .....	17

## 1 Year 2001 MCC Expenditure

### 1.1 MCC Staff Expenditure (Officers and Assistants)



The chart given above shows the year 2001 expenditure on MCC staff (ie permanently employed ETSI Secretariat Staff). The staff complement has not changed throughout this year and remains as 4 Support Officers, 5 Assistants, and one Department Head as follows:

David BOSWARTHICK  
 John MEREDITH  
 Maurice POPE  
 Adrian ZOICAS  
 Marlène FORINA  
 Karen HUGHES  
 Susanna KOOISTRA  
 Florence RAVOIRE  
 Emmanuelle WURFFEL  
 Adrian SCRASE

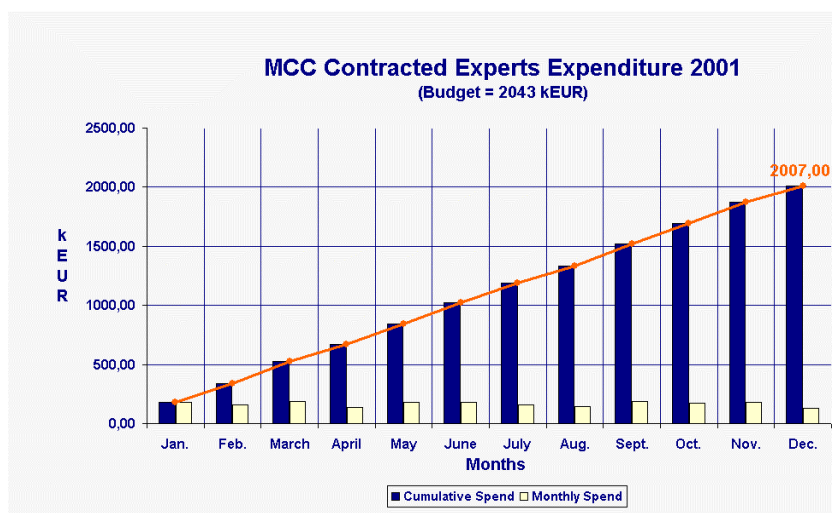
There has been a slight increase in staff cost due to contractual seniority rises which have led to a small year end overspend. These figures also include the cost of annual leave entitlement that has not been taken during 2002 due to workload conditions. The year expenditure closed at 1018 kEUR against a budget of 940 kEUR.

It should be noted that the total expenditure includes 22kEUR of resource used to support non-3GPP tasks and that the total year end Staff expenditure for 3GPP related tasks, is therefore 996 kEUR.

1.2 MCC Contracted Support Experts Expenditure

1.2.1 MCC Contracted Support Experts Expenditure including non remunerated experts

MCC	Jan.	Feb.	March	April	May	June	July	August	Sept.	Oct.	Nov.	Dec.	Total days	Total kEUR
B. Al-Bakri	18,00												18,00	
M. Clayton	22,00	20,00	22,00	21,00	21,00	19,00	21,50	21,50	19,00	22,00	21,50	19,00	249,50	
M. Gardner									5,00	5,00			10,00	
C. Gutierrez	17,00	18,00	22,00	13,00	19,00	21,00	19,00	4,00	20,00	19,50	19,00	12,00	203,50	
S. Ikeda	20,00	20,50	23,50	11,00	17,00	20,50	16,00	13,50	22,00	20,00	17,50	10,00	211,50	
P.J. Jorgensen	24,00	20,00	26,00	17,00	26,00	18,00	23,00	18,00	19,00	19,00	16,00	14,00	240,00	
A. Jurisic					22,00	20,00	22,50	22,00	21,00	24,50	22,00	18,50	172,50	
H.C. Kim	22,00	20,00	21,00	20,00	12,00	20,00	20,00	22,00	20,00	15,00	22,00	15,00	229,00	
K. Kymalainen	20,00	19,00	24,00	16,00	20,00	19,00	14,50	17,00	22,00	23,00	20,00	15,00	229,50	
F. Rodermund	20,00	19,00	21,00	14,00	20,50	17,50	20,00	12,00	22,00	18,50	16,50	13,50	214,50	
L. Salmeron	20,00	19,00	21,00	14,00	18,50	19,00	17,00	13,00	23,00	18,00	21,50	19,00	223,00	
M. Sanders	17,00	15,50	23,50	20,00	23,00	22,00	22,00	12,00	20,50	20,50	21,00	14,50	231,50	
A. Sultan	16,50	17,00	21,00	17,00	23,00	20,00	19,50	19,50	18,00	23,00	19,00	17,00	230,50	
C. Taylor	22,00	20,00	22,00	18,00	16,00	22,00	9,00	19,00	19,00	6,00	20,00	15,00	208,00	
G. Thomassen	24,00	20,00	23,00	18,50	19,50	20,00	22,00	14,00	21,00	20,00	23,00	5,00	230,00	
P. Usai	21,00	20,00	20,00	16,00	18,00	19,00	10,00	18,00	20,00	18,00	20,00	15,00	215,00	
H. Van der Veen	16,00	20,00	25,00	16,00	21,00	23,00	13,00	11,00	25,00	21,00	20,00	18,00	229,00	
<b>Total</b>	<b>299,50</b>	<b>268,00</b>	<b>315,00</b>	<b>231,50</b>	<b>296,50</b>	<b>300,00</b>	<b>269,00</b>	<b>236,50</b>	<b>316,50</b>	<b>293,00</b>	<b>299,00</b>	<b>220,50</b>	<b>3345,00</b>	<b>2007,00</b>

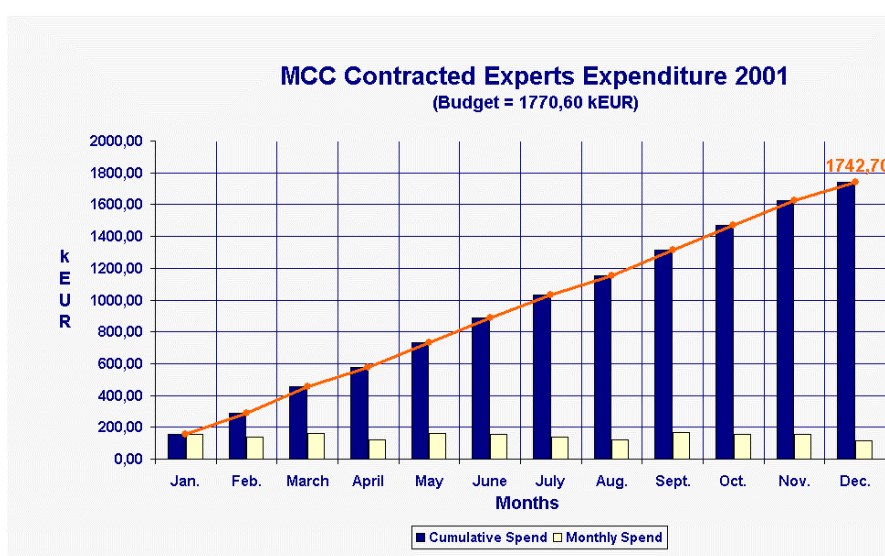


This chart includes the equivalent monetary value of the experts provided by ARIB and TTA

This chart shows the year 2001 expenditure for all Contractors employed within MCC, including the non remunerated experts provided by ARIB and TTA. The value of the non-remunerated experts is included pro rata in this table. The year end expenditure closed at 2007 kEUR against a budget of 2043 kEUR.

### 1.2.2 MCC Contracted Support Experts Expenditure excluding non remunerated experts

MCC	Jan.	Feb.	March	April	May	June	July	August	Sept.	Oct.	Nov.	Dec.	Total days	Total kEUR
B. Al-Bakri	18,00												18,00	
M. Clayton	22,00	20,00	22,00	21,00	21,00	19,00	21,50	21,50	19,00	22,00	21,50	19,00	249,50	
M. Gardner									5,00	5,00			10,00	
C. Gutierrez	17,00	18,00	22,00	13,00	19,00	21,00	19,00	4,00	20,00	19,50	19,00	12,00	203,50	
P.J. Jorgensen	24,00	20,00	26,00	17,00	26,00	18,00	23,00	18,00	19,00	19,00	16,00	14,00	240,00	
A. Jurisic					22,00	20,00	22,50	22,00	21,00	24,50	22,00	18,50	172,50	
K. Kymalainen	20,00	19,00	24,00	16,00	20,00	19,00	14,50	17,00	22,00	23,00	20,00	15,00	229,50	
F. Rodermund	20,00	19,00	21,00	14,00	20,50	17,50	20,00	12,00	22,00	18,50	16,50	13,50	214,50	
L. Salmeron	20,00	19,00	21,00	14,00	18,50	19,00	17,00	13,00	23,00	18,00	21,50	19,00	223,00	
M. Sanders	17,00	15,50	23,50	20,00	23,00	22,00	22,00	12,00	20,50	20,50	21,00	14,50	231,50	
A. Sultan	16,50	17,00	21,00	17,00	23,00	20,00	19,50	19,50	18,00	23,00	19,00	17,00	230,50	
C. Taylor	22,00	20,00	22,00	18,00	16,00	22,00	9,00	19,00	19,00	6,00	20,00	15,00	200,00	
G. Thomassen	24,00	20,00	23,00	18,50	19,50	20,00	22,00	14,00	21,00	20,00	23,00	5,00	230,00	
P. Usai	21,00	20,00	20,00	16,00	18,00	19,00	10,00	18,00	20,00	18,00	20,00	15,00	215,00	
H. Van der Veen	16,00	20,00	25,00	16,00	21,00	23,00	13,00	11,00	25,00	21,00	20,00	18,00	229,00	
<b>Total</b>	<b>257,50</b>	<b>227,50</b>	<b>270,50</b>	<b>200,50</b>	<b>267,50</b>	<b>259,50</b>	<b>233,00</b>	<b>201,00</b>	<b>274,50</b>	<b>258,00</b>	<b>259,50</b>	<b>195,50</b>	<b>2904,50</b>	<b>1742,70</b>



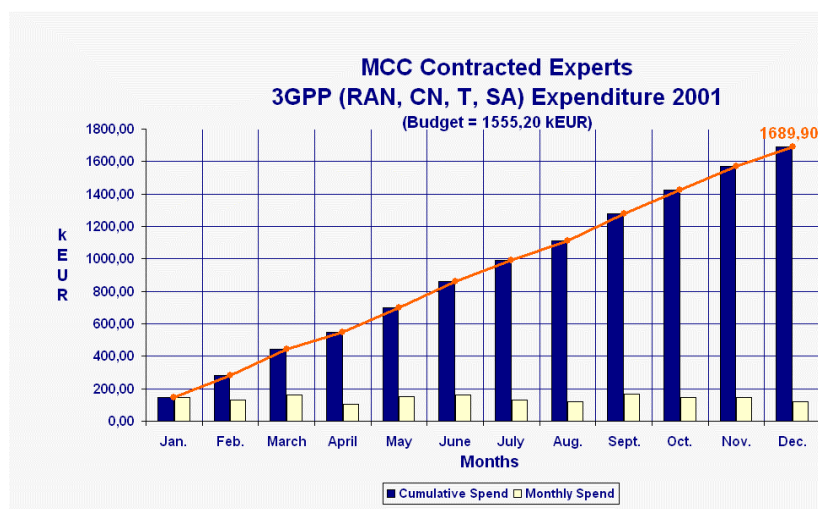
This chart excludes the equivalent monetary value of the experts provided by ARIB and TTA

At the beginning of 2001, the value of the two non-remunerated experts provided by ARIB and TTA were set at a fixed value rather than being calculated pro-rata. This chart shows the year end situation excluding these two experts. The year end expenditure closed at 1742,70 kEUR against a budget of 1770,60 kEUR.

### 1.2.3 MCC Contracted Experts Expenditure Detailed Breakdown by Activity

#### 1.2.3.1 3GPP (RAN, CN, T, SA)

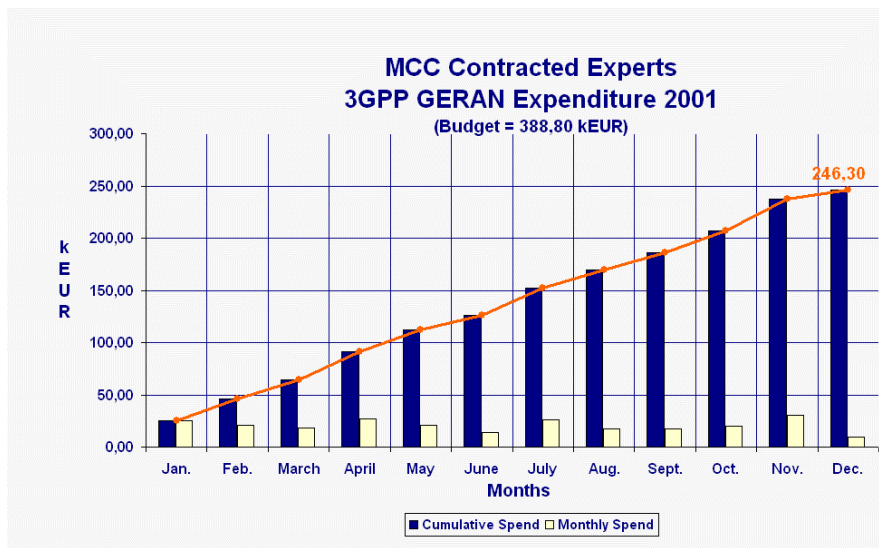
MCC	Jan.	Feb.	March	April	May	June	July	August	Sept.	Oct.	Nov.	Dec.	Total days	Total kEUR
B. Al-Bakri	18,00												18,00	
M. Clayton	22,00	20,00	22,00	21,00	21,00	19,00	21,50	21,50	19,00	15,50	11,50	11,00	225,00	
M. Gardner													0,00	
C. Gutierrez	13,00	13,00	20,00	8,00	19,00	18,00	18,00	4,00	16,50	13,50	18,00	12,00	173,00	
S. Ikeda	20,00	20,50	23,50	11,00	17,00	20,50	16,00	13,50	22,00	20,00	17,50	10,00	211,50	
P.J. Jorgensen	24,00	20,00	26,00	17,00	26,00	18,00	23,00	18,00	19,00	19,00	16,00	14,00	240,00	
A. Jurisic					22,00	20,00	22,50	22,00	21,00	24,50	22,00	18,50	172,50	
H.C. Kim	22,00	20,00	21,00	20,00	12,00	20,00	20,00	22,00	20,00	15,00	22,00	15,00	229,00	
K. Kymalainen	20,00	19,00	24,00	16,00	20,00	19,00	14,50	17,00	22,00	23,00	20,00	15,00	229,50	
F. Rodermund	20,00	19,00	20,00	8,00	19,50	17,50	18,00	11,00	21,00	18,50	16,50	13,50	202,50	
L. Salmeron	13,50	14,00	16,00	5,50	14,00	17,50	3,00	9,00	21,50	10,50	14,00	16,50	155,00	
M. Sanders	9,00	8,50	12,50	10,50	17,00	14,00	16,00	8,00	16,00	14,00	16,00	12,50	154,00	
A. Sultan	16,50	17,00	21,00	17,00	23,00	20,00	19,50	19,50	18,00	23,00	19,00	17,00	230,50	
C. Taylor	22,00	20,00	22,00	18,00	16,00	22,00	9,00	19,00	19,00	6,00	20,00	15,00	208,00	
G. Thomsen													0,00	
P. Usai	10,00	10,00	18,00	4,00	8,00	18,00	5,00	8,00	15,00	18,00	10,00	15,00	139,00	
H. Van der Veen	16,00	20,00	25,00	16,00	21,00	23,00	13,00	11,00	25,00	21,00	20,00	18,00	229,00	
<b>Total</b>	<b>246,00</b>	<b>221,00</b>	<b>271,00</b>	<b>172,00</b>	<b>255,50</b>	<b>266,50</b>	<b>219,00</b>	<b>203,50</b>	<b>275,00</b>	<b>241,50</b>	<b>242,50</b>	<b>203,00</b>	<b>2816,50</b>	<b>1689,90</b>



This chart shows the use of Contractor resources for the support of 3GPP TSGs SA, CN, RAN and T, but excluding those Contractor resources used for the support of TSG GERAN. It can be seen that more resource has been used for the support of these bodies than was first planned and this has led to a year end expenditure of 1689,90 kEUR against a budget of 1555,20 kEUR.

1.2.3.2 3GPP (GERAN)

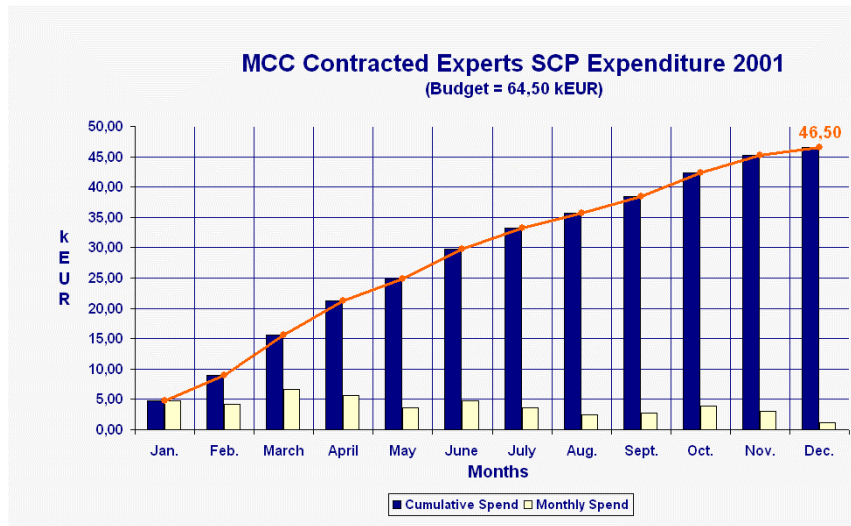
MCC	Jan.	Feb.	March	April	May	June	July	August	Sept.	Oct.	Nov.	Dec.	Total days	Total kEUR
B. Al-Bakri														
M. Clayton										6,50	10,00	8,00	24,50	
C. Gutierrez														
S. Ikeda														
P.J. Jorgensen														
A. Jurisic														
H.C. Kim														
K. Hymalainen														
F. Rodermund			1,00	6,00	1,00		2,00	1,00	1,00				12,00	
L. Salmeron	6,50	5,00	5,00	8,50	4,50	1,50	14,00	4,00	1,50	7,50	7,50	2,50	68,00	
M. Sanders														
A. Sultan														
C. Taylor														
G. Thomassen	24,00	20,00	23,00	18,50	19,50	20,00	22,00	14,00	21,00	20,00	23,00	5,00	230,00	
P. Usai	11,00	10,00	2,00	12,00	10,00	1,00	5,00	10,00	5,00		10,00		76,00	
H. Van der Veen														
<b>Total</b>	<b>41,50</b>	<b>35,00</b>	<b>31,00</b>	<b>45,00</b>	<b>35,00</b>	<b>22,50</b>	<b>43,00</b>	<b>29,00</b>	<b>28,50</b>	<b>34,00</b>	<b>50,50</b>	<b>15,50</b>	<b>410,50</b>	<b>246,30</b>



This chart shows the Contractor resources used for the support of GERAN. It can be seen that less resources have been used for the support of GERAN than was first predicted and this has led to a year end expenditure of 246,30 kEUR against a budget of 388,80 kEUR.

1.2.3.3 ETSI EP SCP

MCC	Jan.	Feb.	March	April	May	June	July	August					Total days	Total KEUR
B. Al-Bakri														
M. Clayton														
C. Gutierrez														
S. Ikeda														
P.J. Jorgensen														
H.C. Kim														
K. Kymalainen														
F. Rodermund														
L. Salmeron														
M. Sanders	8,00	7,00	11,00	9,50	6,00	8,00	6,00	4,00	4,50	6,50	5,00	2,00	77,50	
A. Sultan														
C. Taylor														
G. Thomasen														
P. Usai														
H. Van der Veen														
<b>Total</b>	<b>8,00</b>	<b>7,00</b>	<b>11,00</b>	<b>9,50</b>	<b>6,00</b>	<b>8,00</b>	<b>6,00</b>	<b>4,00</b>	<b>4,50</b>	<b>6,50</b>	<b>5,00</b>	<b>2,00</b>	<b>77,50</b>	<b>46,50</b>



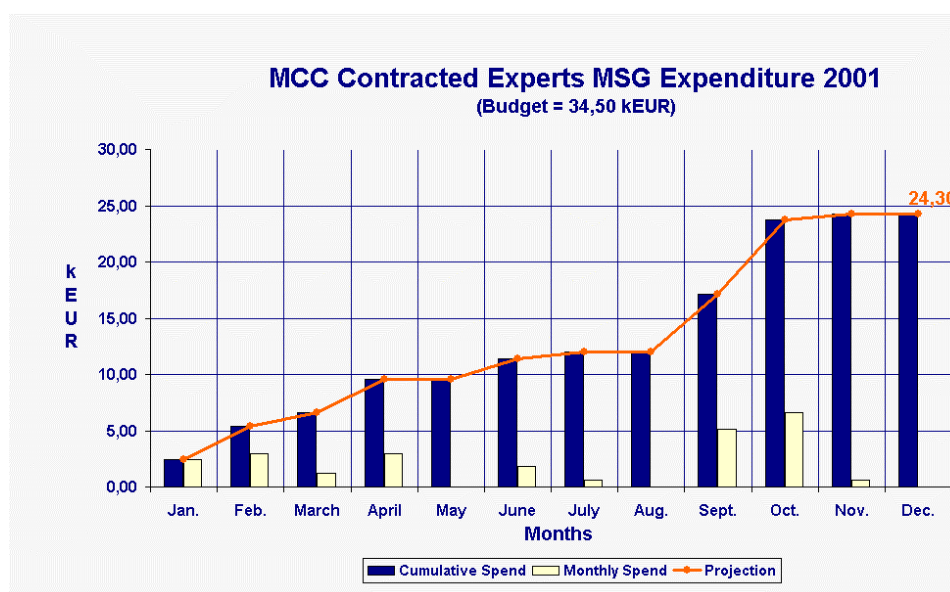
This chart shows the resources used for the support of ETSI SCP (Smart Card Platform). It can be seen that the year end expenditure for this activity was 46,50 kEUR against a budget of 64,50 kEUR.

It should be noted that this activity is currently 100% funded by ETSI.



## 1.2.3.4 ETSI TC MSG

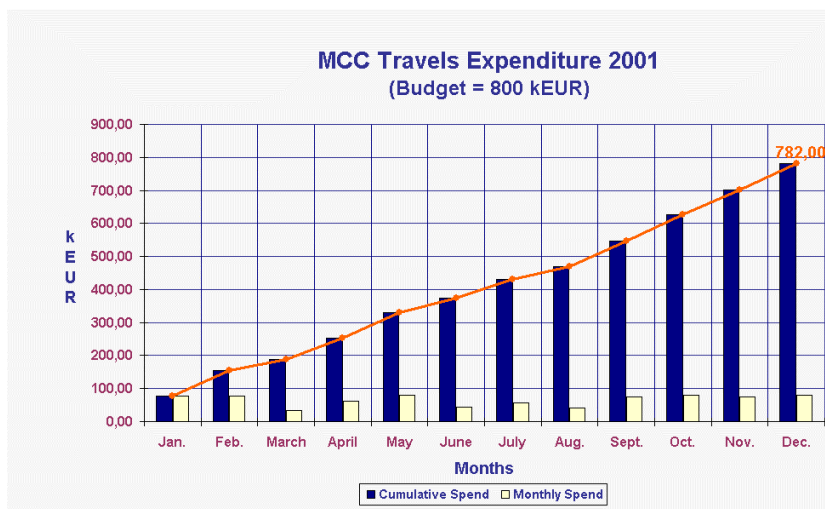
MCC	Jan.	Feb.	March	April	May	June	July	August	Sept.	Oct.	Nov.	Dec.	Total days	Total kEUR
B. Al-Bakri														
M. Clayton														
M. Gardner									5,00	5,00			10,00	
C. Gutierrez	4,00	5,00	2,00	5,00	0,00	1,00	3,00	0,00	3,50	6,00	1,00		30,50	
S. Ikeda														
P.J. Jorgensen														
H.C. Kim														
K. Kymalainen														
F. Rodermund														
L. Salmeron														
M. Sanders														
A. Sultan														
C. Taylor														
G. Thomasen														
P. Usai														
H. Van der Veen														
<b>Total</b>	<b>4,00</b>	<b>5,00</b>	<b>2,00</b>	<b>5,00</b>	<b>0,00</b>	<b>1,00</b>	<b>3,00</b>	<b>0,00</b>	<b>8,50</b>	<b>11,00</b>	<b>1,00</b>	<b>0,00</b>	<b>40,50</b>	<b>24,30</b>



This chart shows the resources used for the support of the ETSI MSG activity. It can be seen that the year expenditure was 24,30 kEUR against a budget of 34,50 kEUR.

It should be noted that this activity is currently 100% funded by ETSI.

### 1.3 MCC Travel and Subsistence



This chart shows the travel and subsistence expenditure for MCC. It can be seen that the year end expenditure closed as 782 kEUR against a budget of 800 kEUR. MCC has undertaken a total of 233 travels (103 European, and 130 Intercontinental). A detailed breakdown of the travels incurred is available if required, but is considered to be too detailed for this report.

It should be noted that the 2001 budget contained a provision of 19 kEUR for travel associated with non-3GPP tasks and that this leads to a year end travel expenditure for 3GPP related activities of 763 kEUR.

## 2 Year 2001 Expenditure for 3GPP Task Forces

### 2.1 MCC Task Force 160 - 3GPP ATs and PIXIT for UE R99 (Budget is 494 kEUR)

#### Total of resources used:

MCC	Jan.	Feb.	March	April	May	June	July	August	Sept.	Oct.	Nov.	Dec.	Total days	Total kEUR
C. Barbu	17,00	18,50	19,50	13,50	18,50	16,50	17,50						121,00	
V. Bardaux	11,00	15,00	17,00	6,00	15,00	8,00	21,00	14,00	10,00	15,00	22,00	15,00	169,00	
O. Bergenbruen		13,00	12,00	15,00	10,00	15,00				10,00	2,00		77,00	
R. Fu	27,00	24,50	13,00										64,50	
P. Gandhi	4,00	2,00	9,00										15,00	
J. Gold	3,00	5,00	2,00			19,00	14,00	10,00	14,00	23,00	11,00		101,00	
M. Abdul					9,00	22,00	23,00	24,00	24,00	25,00	3,00		130,00	
J. Stolle					18,00	16,00	20,00	13,00	7,00	6,00			80,00	
J. Stromme							4,00	19,00	18,00	16,00	19,00	14,00	90,00	
N. Wang	12,00							26,50	25,00	26,00	27,00	25,50	142,00	
E. Weber	8,00					7,00	22,00	18,00					55,00	
<b>Total</b>	<b>82,00</b>	<b>78,00</b>	<b>72,50</b>	<b>34,50</b>	<b>70,50</b>	<b>103,50</b>	<b>121,50</b>	<b>124,50</b>	<b>98,00</b>	<b>121,00</b>	<b>84,00</b>	<b>54,50</b>	<b>1044,50</b>	<b>626,70</b>

**Resources payed from MCC budget**

MCC	Jan.	Feb.	March	April	May	June	July	August	Sept.	Oct.	Nov.	Dec.	Total days	Total kEUR
C. Barbu	17,00	18,50	19,50	13,50	18,50	18,50	17,50						121,00	
V. Bardaux	11,00	15,00	17,00	8,00	15,00	8,00	21,00	14,00	10,00	15,00	22,00	15,00	169,00	
O. Bergenbruen		13,00	12,00	15,00	10,00	15,00				10,00	2,00		77,00	
R. Fu	27,00	24,50	13,00										64,50	
J. Gold	3,00	5,00	2,00			19,00	14,00	10,00	14,00	23,00	11,00		101,00	
J. Stolle					18,00	16,00	20,00	13,00	7,00	6,00			80,00	
N. Wang	12,00							28,50	25,00	26,00	27,00	25,50	142,00	
E. Weber	8,00					7,00	22,00	18,00					55,00	
<b>Total</b>	<b>78,00</b>	<b>76,00</b>	<b>63,50</b>	<b>34,50</b>	<b>61,50</b>	<b>81,50</b>	<b>94,50</b>	<b>81,50</b>	<b>56,00</b>	<b>80,00</b>	<b>62,00</b>	<b>40,50</b>	<b>809,50</b>	<b>485,70</b>

**Voluntary Resources provided by 3GPP Individual members**

MCC	Jan.	Feb.	March	April	May	June	July	August	Sept.	Oct.	Nov.	Dec.	Total days	Total kEUR
P. Gandhi	4,00	2,00	9,00										15,00	
M. Abdul					9,00	22,00	23,00	24,00	24,00	25,00	3,00		130,00	
J. Stromme							4,00	19,00	18,00	16,00	19,00	14,00	90,00	
<b>Total</b>	<b>4,00</b>	<b>2,00</b>	<b>9,00</b>	<b>0,00</b>	<b>9,00</b>	<b>22,00</b>	<b>27,00</b>	<b>43,00</b>	<b>42,00</b>	<b>41,00</b>	<b>22,00</b>	<b>14,00</b>	<b>235,00</b>	<b>141,00</b>

Task 160 is the continuing task, under the leadership of TSG T, for the development of TTCN test suites for 3GPP User Equipment. The budget for this activity totaled 494 kEUR in 2001, which included 156 kEUR assigned during the year from the contingency. In addition, a call was made for voluntary contributions which resulted in additional resources being made available having a value of 141 kEUR. At the year end, expenditure totaled 485,70 kEUR against a budget of 494 kEUR. (The value of the voluntary contributions received amounted to 141 kEUR).

**2.2 MCC Task Force 171 - ICS for GSM GPRS (GERAN) (Budget is 40 kEUR)**

MCC	Jan.	Feb.	March	April	May	June	July	August	Sept.	Oct.	Nov.	Dec.	Total days	Total kEUR
L. Salmeron														
J. Stolle	12,00	17,00	1,00										30,00	
<b>Total</b>	<b>12,00</b>	<b>17,00</b>	<b>1,00</b>										<b>30,00</b>	<b>18,00</b>

This activity (fully funded by ETSI) was closed on 23 May 2001 with the work being completed within the prescribed budget.

**2.3 MCC Task Force 139 (MSG) (Budget is 23,7 kEUR)**

MCC	Jan.	Feb.	March	April	May	June	July	August	Sept.	Oct.	Nov.	Dec.	Total days	Total kEUR
A. Bergmann	1,50	1,50	2,38	1,00	0,63	4,07	0,00	0,00	2,00	2,00	2,00	0,00	17,08	
<b>Total</b>	<b>1,50</b>	<b>1,50</b>	<b>2,38</b>	<b>1,00</b>	<b>0,63</b>	<b>4,07</b>	<b>0,00</b>	<b>0,00</b>	<b>2,00</b>	<b>2,00</b>	<b>2,00</b>	<b>0,00</b>	<b>17,08</b>	<b>10,25</b>

This activity (fully funded by ETSI) has now closed.

### 3 MCC Subcontracts

#### 3.1 S12 - Adaptive Multi Rate Wide Band (AMR WB) Selection Phase

This task was performed exclusively under subcontract with resources provided voluntarily by 3GPP Individual members (results presented here for information only).

Voluntary contributions have been received as follows:

Organization	Contribution
Motorola UK	150,00
Ericsson	150,00
Texas Instruments	150,00
Nokia Research	150,00
Nortel Networks	37,50
T-Nova	37,50
FT	37,50
Siemens	37,50
<b>Total (kEUR)</b>	<b>750,00</b>

Subcontracts have been issued to the following entities:

Subcontract	Organization	Expenditure
01	ARCON	47,50
02	ARCON	30,00
03	ARCON	25,00
04	AT&T	80,00
05	FT	40,00
06	COMSAT Labs	47,50
07	COMSAT Labs	90,00
08	DYNAST Inc	80,00
09	NTT	60,00
<b>Total (kEUR)</b>		<b>500,00</b>

This implies that, to date, a total amount of **500 kEUR** has been subcontracted for this task.

#### 3.2 S14 & S15 - Adaptive Multi-Rate Wide Band (AMR-WB) Characterisation Phase 1

Sub-contracts are referenced **S14** for **HOST** Laboratories and **S15** for **LISTENING** Laboratories.

**250 kEUR** were left from the previous selection phase of AMR-WB. They have been allocated as follows:

##### HOST Laboratories (22,50 kEUR/experiment)

Company's name	Contract No.	Contact Person	Amount contracted	Paid by ETSI
ARCON – USA	S14/01	Mr. J.E. Brunelle	22,50	15,00
COMSAT LMGT – USA	S14/02	Mr. D.W. Utlely	22,50	22,50
<b>Total in kEUR</b>			<b>45,00</b>	<b>37,50</b>

**LISTENING Laboratories**

Company's name	Contract No.	Contact Person	Amount contracted	Paid by ETSI
ARCON – USA	S15/01	Mr. J.E. Brunelle	<b>12,00</b>	
BT Plc – UK	S15/02	Mr. P.J. Arden	<b>22,00</b>	<b>11,00</b>
T-Nova DT Berkom –DE	S15/03	Ms. I. Islami	<b>22,00</b>	<b>11,00</b>
Dynastat, Inc. – USA	S15/04	Mr. I. Panzer	<b>23,00</b>	<b>11,00</b>
France Télécom – FR	S15/05	Mr. J.L. Courbon & Mr. D. Pascal	<b>22,00</b>	<b>22,00</b>
COMSAT LMGT – USA	S15/06	Mr. D. Utley	<b>23,00</b>	<b>23,00</b>
NTT-AT Corp. – JP	S15/07	Mr. I. Irii	<b>12,00</b>	
Nokia Research – FIN	S15/08	Mr. D. Tallroth	<b>23,00</b>	<b>23,00</b>
Nortel Networks Ltd - CA	S15/09	Mr. A. Patrick	<b>12,00</b>	<b>12,00</b>
<b>Total in kEUR</b>			<b>171,00</b>	<b>113,00</b>

**Note:** 2 kinds of tests were formulated: 1 ACR (Absolute Category Rating) and 1 DCR (Degradation Category Rating).

**1 ACR** was given a price of **11 kEUR**.

**1 DCR** was given a price of **12 kEUR**.

From the allocated funding (250 kEUR), a total amount of **216 kEUR** has been contracted.

Payments have been made in instalments during 2001: part after approval of TSG-SA#12 on **18-21 June 2001**, part approval of TSG-SA#13 on **24-27 September 2001** and part after TSG-SA#14 approval on **17-20 December 2001**.

### 3.3 A5/3 Algorithm Development (Task S18)

Task S18 is the development of a new GSM algorithm to replace A5/2. It will be largely based on the Kasumi core used for the 3G algorithm. The development cost will be shared equally by ETSI, Committee T1 and the GSM Association. 84,66 kEUR has been allocated from the year 2001 contingency for this activity. The work has not yet started but it is expected that the work will be completed during 2002 and within the prescribed budget.

## 4 Contingency

Contingency	Contingency Allocated
<b>552,70 kEUR</b>	<b>156 kEUR (STF 160-TTCN Testing)</b>
	<b>84,66 kEUR (S18-GSM A5/3 Algorithm)</b>
<b>Balance</b>	
<b>312,04 kEUR</b>	

The Contingency for this year was set at 552,70 k EUR. Two allocations have been made throughout the year from the contingency, one allocation of 156 kEUR for Task 160, and one allocation of 84,66 kEUR for Task S18 (to be complemented by 42,33 kEUR provided by the GSM Association). This leaves 312,04 kEUR remaining in the contingency at the year end.

## 5 Year 2001 Partner Contributions

### 5.1 Breakdown of Partner Contributions

The following tables provide a breakdown of the contributions provided by the Organizational Partners for 3GPP funding in year 2001.

#### 5.1.1 ARIB

Budget category	Amount (kEUR)
Equal division of Support budget (RAN, T, SA, CN)	468,38
Proportional division of Support budget (RAN, T, SA, CN)	202,89
Equal division of Specific tasks budget (shared between ARIB and TTC)	42,25
<b>Total</b>	<b>713,52</b>
Deduction for provision of human resources	136,20
<b>Amount due</b>	<b>577,32</b>

#### 5.1.2 CWTS

Budget category	Amount (kEUR)
Contribution to Support budget (RAN, T, SA, CN)	180,00
<b>Amount due</b>	<b>180,00</b>

#### 5.1.3 ETSI

Budget category	Amount (kEUR)
Equal division of Support budget (RAN, T, SA, CN)	468,38
Proportional division of Support budget (RAN, T, SA, CN)	1 796,99
Equal division of Support budget (GERAN)	303,99
Proportional division of Support budget (GERAN)	490,64
Equal division of Specific tasks budget	84,50
<b>Amount due</b>	<b>3144,50</b>

#### 5.1.4 T1

Budget category	Amount (kEUR)
Equal division of Support budget (RAN, T, SA, CN)	468,38
Proportional division of Support budget (RAN, T, SA, CN)	144,92
Equal division of Support budget (GERAN)	303,99
Proportional division of Support budget (GERAN)	117,33
Equal division of Specific tasks budget	84,50
<b>Amount due</b>	<b>1 119,12</b>

## 5.1.5 TTA

Budget category	Amount (kEUR)
Equal division of Support budget (RAN, T, SA, CN)	468,38
Proportional division of Support budget (RAN, T, SA, CN)	98,54
Equal division of Specific tasks budget	84,50
<b>Total</b>	<b>651,42</b>
Deduction for provision of human resources	136,2
<b>Amount due</b>	<b>515,22</b>

## 5.1.6 TTC

Budget category	Amount (kEUR)
Equal division of Support budget (RAN, T, SA, CN)	468,38
Proportional division of Support budget (RAN, T, SA, CN)	98,54
Equal division of Specific tasks budget (shared between ARIB and TTC)	42,25
<b>Amount due</b>	<b>609,17</b>

## 5.1.7 GSM Association

Budget category	Amount (kEUR)
Contribution to A5/3 Algorithm development	42,33
<b>Amount due</b>	<b>42,33</b>

## 5.1.8 Total income expected from Partners

**TOTAL CONTRIBUTION EXPECTED FROM PARTNERS (INC HUMAN RESOURCES) = 6 460,06 kEUR**

**TOTAL PAYMENT EXPECTED FROM PARTNERS (EXCL HUMAN RESOURCES) = 6187,66 kEUR**

## 5.2 Invoices and credit notes issued in 2001

The following credit notes and invoices were addressed to 3GPP Partners during early 2001.

### ARIB (Japan)

CREDIT NOTE	dated 09/04/2001:	70 270 EUR
INVOICE	dated 09/04/2001:	577 320 EUR

### CWTS (China)

INVOICE	dated 09/04/2001:	180 000 EUR
---------	-------------------	-------------

### ETSI (France)

CREDIT NOTE	dated 09/04/2001:	186 570 EUR
INVOICE	dated 09/04/2001:	3 144 500 EUR

### T1 (USA)

CREDIT NOTE	dated 09/04/2001:	28 350 EUR
INVOICE	dated 09/04/2001:	1 119 120 EUR

### TTA (Korea)

CREDIT NOTE	dated 09/04/2001:	31 220 EUR
INVOICE	dated 09/04/2001:	515 220 EUR

### TTC (Japan)

CREDIT NOTE	dated 09/04/2001:	50 130 EUR
INVOICE	dated 09/04/2001:	609 170 EUR

### GSM Association

INVOICE	not yet issued	42 333 EUR
---------	----------------	------------



### 5.3 Payments received in year 2001 from 3GPP Organizational Partners

The following payments have been received from 3GPP Partners during year 2001.

#### ARIB (Japan)

Amount due	507 050 EUR
• paid on 27/06/2001:	507 050 EUR

#### CWTS (China)

Amount due	180 000 EUR
• paid on 27/08/2001:	180 000 EUR

#### ETSI

Amount due	2 957 930 EUR
• paid on 09/04/2001:	2 957 930 EUR

#### T1 (USA)

Amount due	1 090 770 EUR
• paid on 12/07/2001:	700 000 EUR
• paid on 14/09/2001	390 770 EUR

#### TTA (Korea)

Amount due	484 000 EUR
• paid on 05/07/2001:	241 979 EUR
• paid on 27/08/2001:	242 021 EUR

#### TTC (Japan)

Amount due	559 040 EUR
• paid on 04/07/2001:	559 040 EUR

**Total received from Partners: 5 778 790 EUR**  
**at 10 September 2001**

**Amount outstanding from Partners: 42 333 EUR (GSMA)**  
**at 23 January 2002**