

Source: MCC

Title: Status Report As at June 30, 2003

Agenda item: 6.2

Document for:

Decision	
Discussion	
Information	X

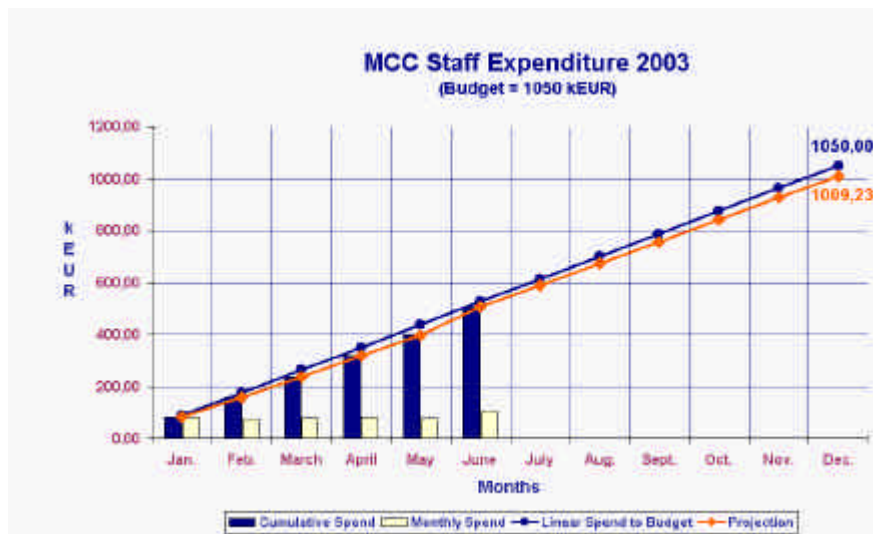
This report provides detailed information on MCC income and expenditure and is based on figures available on 30 June 2003.

Table of Contents

1	Year 2003 MCC Expenditure.....	3
1.1	MCC Staff Expenditure (Officers and Assistants).....	3
1.1.1	Additional Staff.....	3
1.2	MCC Contracted Support Experts Expenditure	4
1.2.1	MCC Contracted Support Experts Expenditure including non remunerated experts	4
1.2.2	MCC Contracted Support Experts Expenditure excluding non remunerated experts	5
1.2.3	MCC Contracted Experts Expenditure Detailed Breakdown by Activity.....	6
1.3	MCC Travel and Subsistence.....	11
2	Year 2003 Expenditure for 3GPP Task Forces	11
2.1	MCC Task Force 160 - 3GPP ATs and PIXIT for UE R99	11
3	MCC Subcontracts.....	12
3.1	S23 AMR Narrow-Band and the AMR Wide-Band packed switched conversation test.....	12
3.2	S21 Default Codec Evaluation for Speech Enabled Services.....	12
4	Contingency	13
	4,38 kEUR (Hosting PCG#10/OP#9 – Ottawa).....	13
	Contingency remaining 195,62kEUR	13
5	Year 2003 Partner Contributions	13
5.1	Breakdown of Partner Contributions expected for 2003	13
5.1.1	ARIB (21 Members in SA, CN RAN and T, and 0 Members in GERAN).....	13
5.1.2	CWTS (10 Members in SA, CN RAN and T, and 0 Members in GERAN).....	13
5.1.3	ETSI (362 Members in SA, CN RAN and T, and 57 Members in GERAN).....	13
5.1.4	T1 (17 Members in SA, CN RAN and T, and 9 Members in GERAN).....	14
5.1.5	TTA (10 Members in SA, CN RAN and T, and 0 Members in GERAN).....	14
5.1.6	TTC (11 Members in SA, CN RAN and T, and 0 Members in GERAN).....	14
5.1.7	Total income from Partners	14
5.2	Invoices and credit notes issued in 2003	14
5.3	Payments received in year 2003 from 3GPP Partners	15

1 Year 2003 MCC Expenditure

1.1 MCC Staff Expenditure (Officers and Assistants)



The chart given above shows the year 2003 expenditure for MCC staff (i.e. the permanently employed ETSI Secretariat Staff employed within the Mobile Competence Centre). The staff complement has not changed and remains as 4 Support Officers, 5 Assistants, and one Department Head as follows:

David BOSWARTHICK, John MEREDITH, Maurice POPE, Adrian ZOICAS, Marlène FORINA, Karen HUGHES, Susanna KOOISTRA, Florence RAVOIRE, Emmanuelle WURFFEL, Adrian SCRASE

Expenditure is as budgeted. The year end prediction is that MCC will remain within budget.

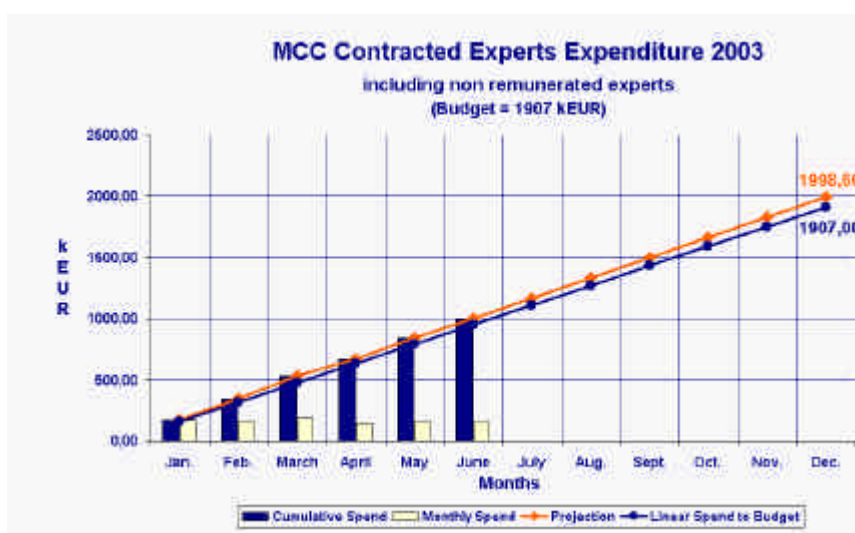
1.1.1 Additional Staff

An additional budget line had been included in the 2003 budget entitled "Additional Staff" to represent the full time employment of Shicheng Hu for the management of TTCN development within MCC. (Shicheng Hu is part of another ETSI Secretariat Department but currently works full time on MCC matters). A budget of **150kEUR** has been set for this item and it is expected to end the year within that budget.

1.2 MCC Contracted Support Experts Expenditure

1.2.1 MCC Contracted Support Experts Expenditure including non remunerated experts

MCC	Jan.	Feb.	March	April	May	June	July	August	Sept.	Oct.	Nov.	Dec.	Total days	Total kEUR
C. Arzelier	23,00	20,00	23,50	12,00	18,50	17,00							114,00	
M. Clayton	21,00	21,50	20,00	20,50	11,00	23,50							117,50	
C. Dietze	18,00	20,00	18,00	8,50	20,00	18,00							102,50	
C. Gutierrez	14,00	14,50	21,00	17,00	19,00	21,00							106,50	
P.J. Jorgensen	16,00	16,00	22,00	6,00	18,00	5,00							83,00	
A. Jurisic	18,00	22,00	20,00	15,50	21,00	21,00							117,50	
J. Krause	15,00	20,00	25,00	11,00	20,00	12,00							103,00	
K. Kymalainen	21,00	16,00	20,00	16,00	21,00	11,00							105,00	
F. Rodermund	22,00	15,00	20,00	8,00	14,50	16,00							95,50	
L. Salmeron	20,00	23,00	21,00	20,50	20,00	20,00							124,50	
T. Sasaki	22,00	15,00	19,00	17,00	22,00	16,00							111,00	
A. Sultan	19,50	18,00	22,00	19,00	19,00	22,00							119,50	
G. Thomasen	21,00	18,00	21,00	22,00	21,00	21,00							124,00	
P. Usai	20,00	20,00	21,00	20,00	19,00	21,00							121,00	
S. Yoon	22,00	20,00	21,00	22,00	18,00	18,00							121,00	
Total	292,50	279,00	314,50	235,00	282,00	262,50	0,00	0,00	0,00	0,00	0,00	0,00	1665,50	999,30



This chart includes the equivalent monetary value of the experts provided by ARIB and TTA

This chart shows the year 2003 expenditure for all Contractors employed within MCC, including the non remunerated experts provided by ARIB and TTA.

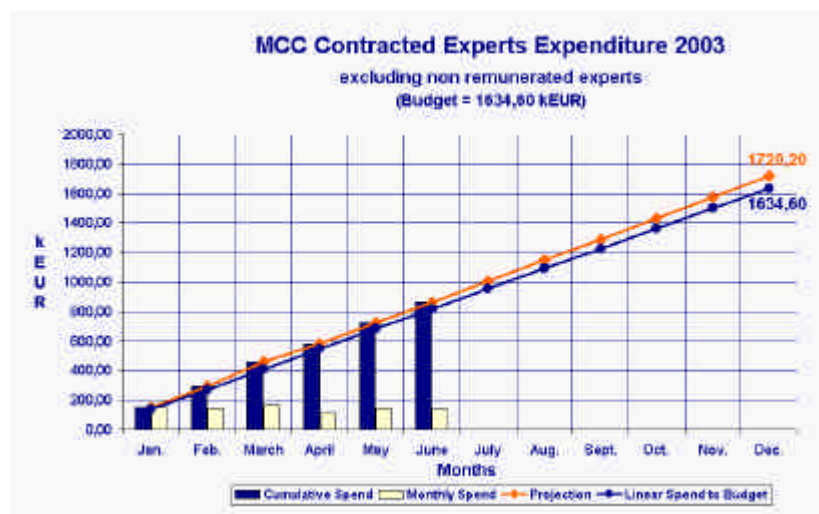
One expert (Lidia Salmeron) has now left MCC. There is insufficient budget for her to be replaced and here workload has therefore been distributed amongst the remaining experts.

One expert (Clause Dietze) has completed his contract, but he will continue to work on a part time basis from his home office until the year end, using unspent resources.

When taking into account the vacation season (July and August) it is predicted that the year will close within the prescribed budget.

1.2.2 MCC Contracted Support Experts Expenditure excluding non remunerated experts

MCC	Jan.	Feb.	March	April	May	June	July	August	Sept.	Oct.	Nov.	Dec.	Total days	Total kEUR
C. Arzelier	23,00	20,00	23,50	12,00	18,50	17,00							114,00	
M. Clayton	21,00	21,50	20,00	20,50	11,00	23,50							117,50	
C. Dietze	18,00	20,00	18,00	8,50	20,00	18,00							102,50	
C. Gutierrez	14,00	14,50	21,00	17,00	19,00	21,00							106,50	
P.J. Jorgensen	16,00	16,00	22,00	6,00	18,00	5,00							83,00	
A. Jurisic	18,00	22,00	20,00	15,50	21,00	21,00							117,50	
J. Krause	15,00	20,00	25,00	11,00	20,00	12,00							103,00	
K. Kymalainen	21,00	16,00	20,00	16,00	21,00	11,00							105,00	
F. Rodermund	22,00	15,00	20,00	8,00	14,50	16,00							95,50	
L. Salmeron	20,00	23,00	21,00	20,50	20,00	20,00							124,50	
A. Sultan	19,50	18,00	22,00	19,00	19,00	22,00							119,50	
G. Thomasen	21,00	18,00	21,00	22,00	21,00	21,00							124,00	
P. Usai	20,00	20,00	21,00	20,00	19,00	21,00							121,00	
Total	248,50	244,00	274,50	196,00	242,00	228,50	0,00	0,00	0,00	0,00	0,00	0,00	1433,50	860,10



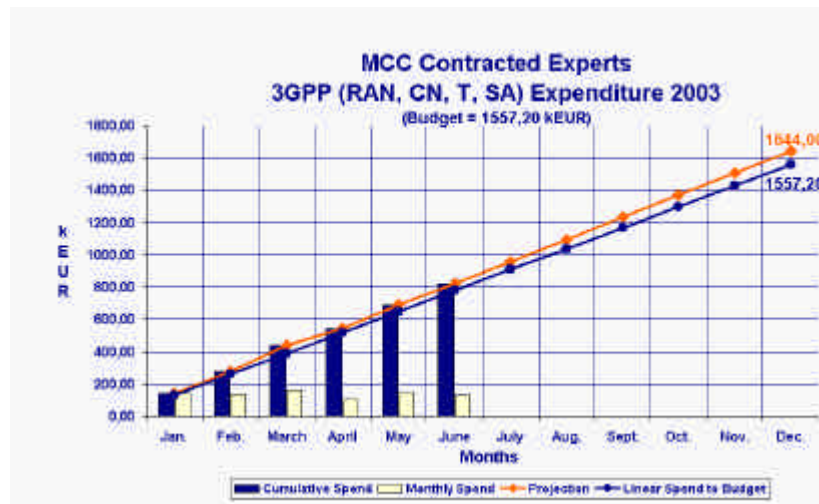
This chart excludes the equivalent monetary value of the experts provided by ARIB and TTA

The chart above shows the accumulated expenditure for MCC Contractors but excludes the value of the non-remunerated experts provided by ARIB and TTA.

1.2.3 MCC Contracted Experts Expenditure Detailed Breakdown by Activity

1.2.3.1 3GPP (RAN, CN, T, SA)

MCC	Jan.	Feb.	March	April	May	June	July	August	Sept.	Oct.	Nov.	Dec.	Total days	Total kEUR
C. Arzelier	23,00	20,00	23,50	12,00	18,50	17,00							114,00	
M. Clayton	10,00	9,50	20,00	20,50	11,00	12,50							83,50	
C. Dietze	5,00	16,00	12,00	3,00	12,00	13,00							61,00	
C. Gutierrez	14,00	14,00	21,00	14,00	19,00	17,00							99,00	
P.J. Jorgensen	16,00	16,00	22,00	6,00	18,00	5,00							83,00	
A. Jurisic	18,00	22,00	20,00	15,50	21,00	21,00							117,50	
J. Krause	15,00	20,00	25,00	11,00	20,00	12,00							103,00	
K. Kymalainen	21,00	16,00	20,00	16,00	21,00	11,00							105,00	
F. Rodermund	22,00	15,00	20,00	8,00	14,50	16,00							95,50	
L. Salmeron	17,50	12,50	18,00	2,00	20,00	20,00							90,00	
T. Sasaki	22,00	15,00	19,00	17,00	22,00	16,00							111,00	
A. Sultan	19,50	18,00	22,00	19,00	19,00	22,00							119,50	
P. Usai	10,00	10,00	11,00	10,00	10,00	11,00							62,00	
S. Yoon	22,00	20,00	21,00	22,00	18,00	18,00							121,00	
Total	235,00	224,00	274,50	176,00	244,00	211,50	0,00	0,00	0,00	0,00	0,00	0,00	1365,00	819,00

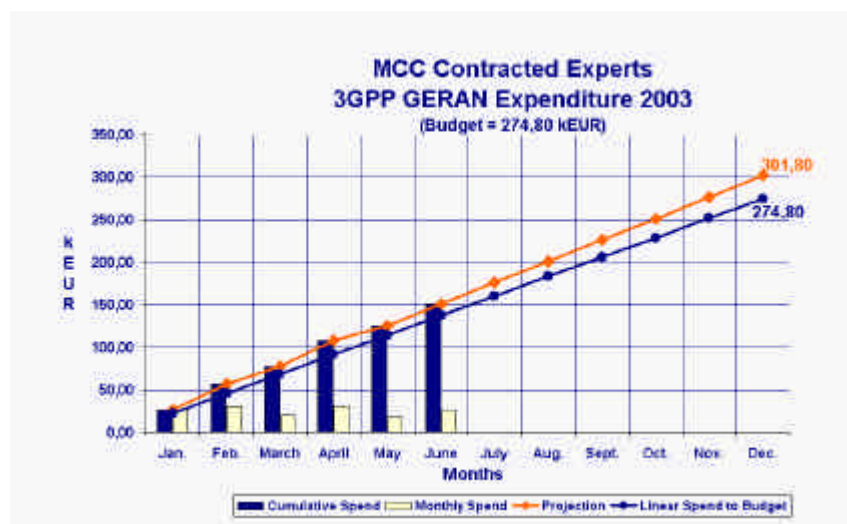


This chart shows the use of Contractor resources for the support of 3GPP TSGs SA, CN, RAN and T, but excluding those Contractor resources used for the support of TSG GERAN.

When taking into account the departure of one expert, and the vacation period, it is predicted that the year will close within the prescribed budget.

1.2.3.2 3GPP (GERAN)

MCC	Jan.	Feb.	March	April	May	June	July	August	Sept.	Oct.	Nov.	Dec.	Total days	Total kEUR
C. Arzelier														
M. Clayton	11,00	12,00	0,00	0,00	0,00	11,00							34,00	
C. Dietze														
C. Gutierrez														
P.J. Jorgensen														
A. Jurisic														
J. Krause														
K. Kymalainen														
F. Rodermund														
L. Salmeron	2,50	10,50	3,00	18,50	0,00	0,00							34,50	
T. Sasaki														
A. Sultan														
G. Thomasen	21,00	18,00	21,00	22,00	21,00	21,00							124,00	
P. Usai	10,00	10,00	10,00	10,00	9,00	10,00							59,00	
S. Yoon														
Total	44,50	50,50	34,00	50,50	30,00	42,00	0,00	0,00	0,00	0,00	0,00	0,00	251,50	150,90



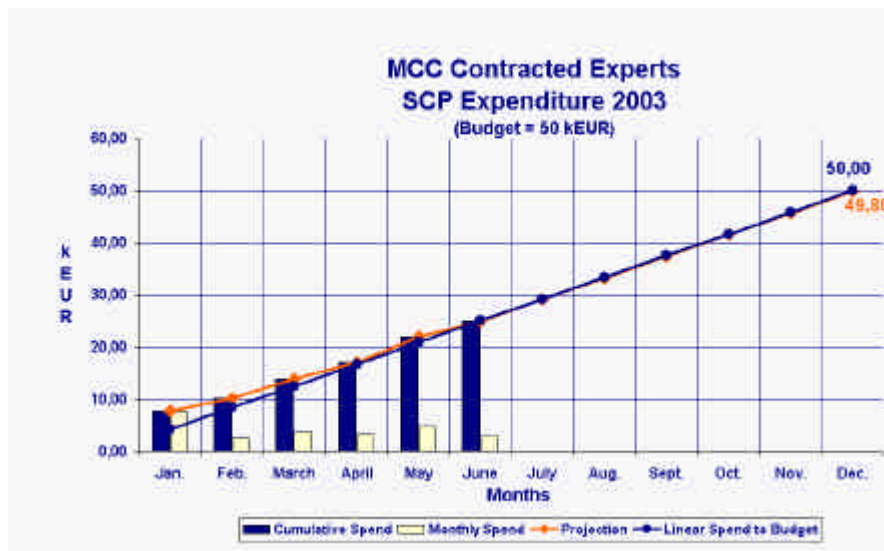
This chart shows the Contractor resources used for the support of TSG GERAN.

It should be noted that a restructuring of GERAN has resulted in a reduction of the number of working groups.

When taking into account the departure of one expert, and the vacation period, it is predicted that the year will close within the prescribed budget.

1.2.3.3 ETSI EP SCP

MCC	Jan.	Feb.	March	April	May	June	July	August	Sept.	Oct.	Nov.	Dec.	Total days	Total kEUR
C. Arzelier														
M. Clayton														
C. Dietze	13,00	4,00	6,00	5,50	8,00	5,00							41,50	
C. Gutierrez														
P.J. Jorgensen														
A. Jurisic														
J. Krause														
K. Kymalainen														
F. Rodermund														
L. Salmeron														
T. Sasaki														
C. Taylor														
G. Thomasen														
P. Usai														
S. Yoon														
Total	13,00	4,00	6,00	5,50	8,00	5,00	0,00	0,00	0,00	0,00	0,00	0,00	41,50	24,90

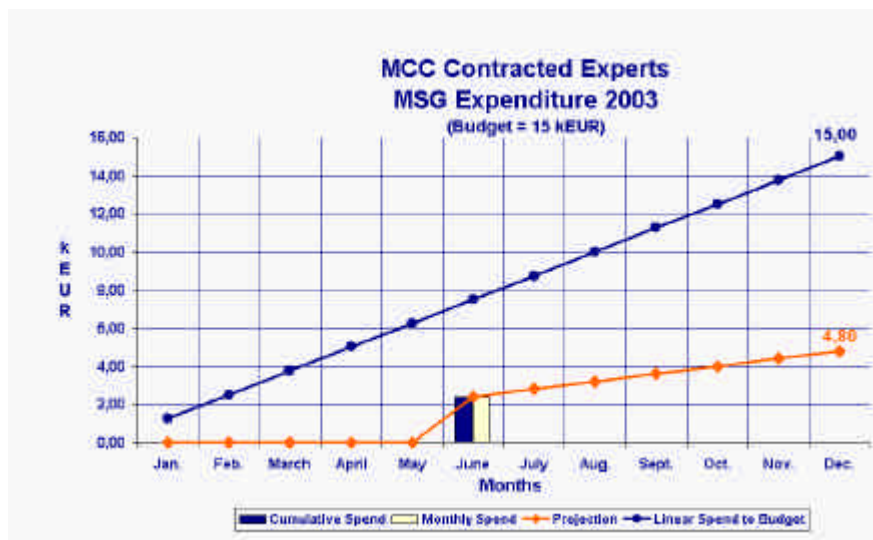


This chart shows the resources used for the support of ETSI SCP (Smart Card Platform).

It should be noted that this activity is currently 100% funded by ETSI.

1.2.3.4 ETSI TC MSG

MCC	Jan.	Feb.	March	April	May	June	July	August	Sept.	Oct.	Nov.	Dec.	Total days	Total kEUR
C. Arzelier														
M. Clayton														
C. Dietze														
C. Gutierrez	0,00	0,00	0,00	0,00	0,00	4,00							4,00	
P.J. Jorgensen														
A. Jurisic														
J. Krause														
K. Kymalainen														
F. Rodermund														
L. Salmeron														
T. Sasaki														
A. Sultan														
G. Thomasen														
P. Usai														
S. Yoon														
Total	0,00	0,00	0,00	0,00	0,00	4,00	0,00	0,00	0,00	0,00	0,00	0,00	4,00	2,40

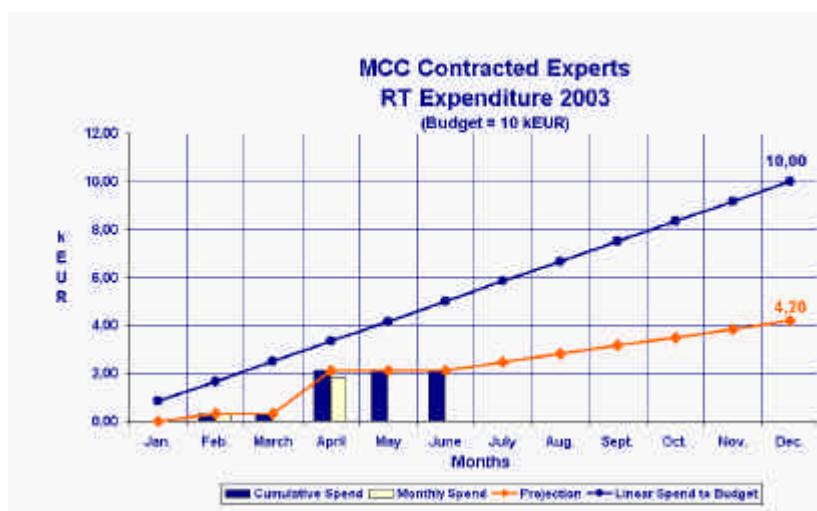


This chart shows the resources used for the support of the ETSI MSG activity.

It should be noted that this activity is currently 100% funded by ETSI.

1.2.3.5 ETSI RT

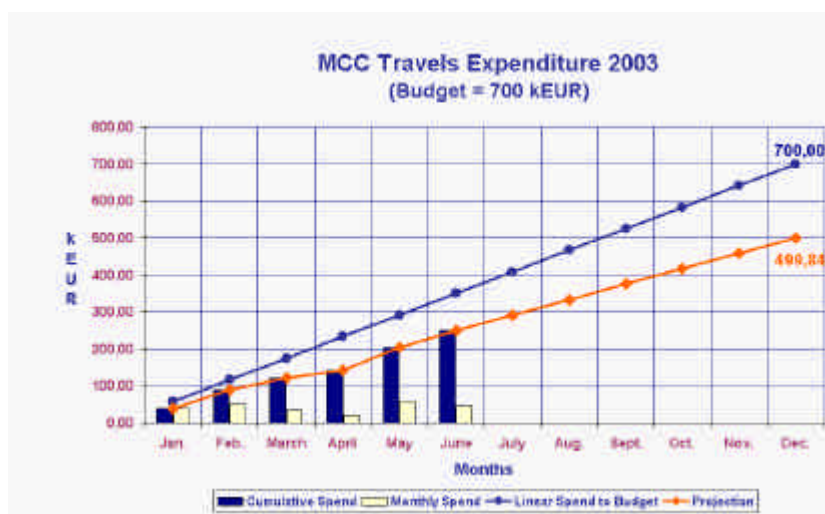
MCC	Jan.	Feb.	March	April	May	June	July	August	Sept.	Oct.	Nov.	Dec.	Total days	Total kEUR
C. Arzelier														
M. Clayton														
C. Dietze														
C. Gutierrez	0,00	0,50	0,00	3,00	0,00	0,00							3,50	
P.J. Jorgensen														
A. Jurisic														
J. Krause														
K. Kymalainen														
F. Rodermund														
L. Salmeron														
T. Sasaki														
A. Sultan														
G. Thomsen														
P. Usai														
S. Yoon														
Total	0,00	0,50	0,00	3,00	0,00	0,00	0,00	0,00	0,00	0,00	0,00	0,00	3,50	2,10



This chart shows the resources used for the support of the ETSI RT activity.

It should be noted that this activity is currently 100% funded by ETSI.

1.3 MCC Travel and Subsistence



This chart shows the travel and subsistence expenditure for MCC to June 2003.

A concerted effort has been made to reduce travel and subsistence costs and this is reflected in the spend to date. However, it should be noted that in 2003 there have been many more meetings in Europe than in previous years and that this leads to obvious cost savings for MCC. It is predicted that the year will close within the prescribed budget.

2 Year 2003 Expenditure for 3GPP Task Forces

2.1 MCC Task Force 160 - 3GPP ATs and PIXIT for UE R99

The budget for this activity comprises of three parts :

309 000 EUR – carried forward from 2002.

445 000 EUR – 2003 allocation

13 000 EUR – Qualcomm contribution (1 mm)

Total 2003 budget therefore = **767 000 EUR**.

Total of resources used:

The table given below shows the total value of the resources used for the development of TTCN tests for 3GPP. Unlike previous years, there have been no voluntary human resources provided.

MCC	Jan.	Feb.	March	April	May	June	July	August	Sept.	Oct.	Nov.	Dec.	Total days	Total kEUR
O. Bergenbruen	0,00	8,00	10,00	4,00	5,00	4,00							31,00	
D.D Fulzele	26,00	19,00	20,00	10,00	0,00	4,00							79,00	
Nemirajaiah	7,50	5,00	4,00	7,00	0,00	0,00							23,50	
S.R Rapolu	13,00	0,00	0,00	0,00	0,00	0,00							13,00	
M. Abdul	22,00	6,50	16,00	19,00	22,00	21,00							106,50	
I. Sigovich	5,00	12,50	19,50	18,00	18,50	19,00							92,50	
J. Stolle	9,00	6,00	9,00	15,00	17,00	17,00							73,00	
N. Wang	16,00	0,00	0,00	0,00	0,00	0,00							16,00	
E. Weber	0,00	1,00	2,00	5,00	2,00	4,00							14,00	
Total	98,50	58,00	80,50	78,00	64,50	69,00	0,00	0,00	0,00	0,00	0,00	0,00	448,50	269,10

It is predicted that by the year end there will remain approximately 40kEUR of unspent resource.

3 MCC Subcontracts

3.1 S23 AMR Narrow-Band and the AMR Wide-Band packed switched conversation test

The PCG/OP agreed the funding of a new task for the "Performance Characterisation of default Codecs for Packet Switched conversational multimedia applications and allocated **160 kEUR** from the 2002 contingency.

To this has been added the **34 kEUR** of voluntary funding carried forward from the previous codec selection task. Authority for this transfer of funds has been received from the relevant companies who provided the funds

This gives a total budget allocation of **194 kEUR**.

The project started on 15 September 2003 and should end by 18 December.

The following laboratories have been contracted to perform the tests:

Company's name	Contract No.	Contact Person	Amount contracted (EUR)
ARCON Corporation, as Subjective Testing Laboratory	S23/01	Mr. James E. Brunelle	40 000 EUR
France Télécom R&D, as Subjective Testing Laboratory	S23/02	Mr. Jacques Guichard	40 000 EUR
NTT AT Corporation, as Subjective Testing Laboratory	S23/03	Mr. Yazuhiko Yamamori	40 000 EUR
France Télécom R&D, as HOST Laboratory	S23/03	Mr. Jacques Guichard	40 000 EUR
Total:			160 000 EUR

3.2 S21 Default Codec Evaluation for Speech Enabled Services

This is a new subcontracted task that has been voluntarily funded by the following companies:

- Alcatel SEL, Germany 2200 EUR
- Ericsson, Sweden 2200 EUR
- France Télécom, France 2200 EUR
- Motorola, UK 2200 EUR
- Nokia, Finland 2200 EUR

The total value of the subcontract is therefore **11 kEUR**.

The activity started on 1 August 03 and will end by 31 October.

The Evaluation Laboratories that have been subcontracted are as follows:

Company's name	Contract No.	Contact Person	Amount contracted
SpeechWorks International Inc, succeeded by ScanSoft Inc. (both USA)	S21/01	Mr. Johan Schlkwyk	3 250 EUR
IBM, USA	S21/02	Mr. Alexander (Contract still pending as of today).	7 750 EUR
Total:			11 000 EUR

4 Contingency

Contingency	Contingency Allocated
200 kEUR	4,38 kEUR (Hosting PCG#10/OP#9 – Ottawa)
Contingency remaining	195,62kEUR

5 Year 2003 Partner Contributions

5.1 Breakdown of Partner Contributions expected for 2003

The following tables provide a breakdown of the contributions that were *expected* to be provided by the Organizational Partners for 3GPP funding in year 2003.

5.1.1 ARIB (21 Members in SA, CN RAN and T, and 0 Members in GERAN)

Budget category	Amount (k€)
Equal division of Support budget (RAN, T, SA, CN)	440,73
Proportional division of Support budget (RAN, T, SA, CN)	109,92
Equal division of Specific tasks budget (shared between ARIB and TTC)	55,63
Total	606,28
Deduction for provision of human resources	136,20
Amount due	470,08

5.1.2 CWTS (10 Members in SA, CN RAN and T, and 0 Members in GERAN)

Budget category	Amount (k€)
Single payment for 3GPP funding	300,00
Amount due	300,00

5.1.3 ETSI (362 Members in SA, CN RAN and T, and 57 Members in GERAN)

Budget category	Amount (k€)
Equal division of Support budget (RAN, T, SA, CN)	440,73
Proportional division of Support budget (RAN, T, SA, CN)	1894,82
Equal division of Support budget (GERAN)	207,68
Proportional division of Support budget (GERAN)	358,71
Equal division of Specific tasks budget	111,25
Amount due	3013,19

5.1.4 T1 (17 Members in SA, CN RAN and T, and 9 Members in GERAN)

Budget category	Amount (k€)
Equal division of Support budget (RAN, T, SA, CN)	440,73
Proportional division of Support budget (RAN, T, SA, CN)	88,98
Equal division of Support budget (GERAN)	207,68
Proportional division of Support budget (GERAN)	56,64
Equal division of Specific tasks budget	111,25
Amount due	905,28

5.1.5 TTA (10 Members in SA, CN RAN and T, and 0 Members in GERAN)

Budget category	Amount (k€)
Equal division of Support budget (RAN, T, SA, CN)	440,73
Proportional division of Support budget (RAN, T, SA, CN)	52,34
Equal division of Specific tasks budget	111,25
Total	604,32
Deduction for provision of human resources	136,2
Amount due	468,12

5.1.6 TTC (11 Members in SA, CN RAN and T, and 0 Members in GERAN)

Budget category	Amount (k€)
Equal division of Support budget (RAN, T, SA, CN)	440,73
Proportional division of Support budget (RAN, T, SA, CN)	57,58
Equal division of Specific tasks budget (shared between ARIB and TTC)	55,63
Amount due	553,93

5.1.7 Total income from Partners

Total Financial Payment from Partners =	5 710,60 kEUR
Value of voluntary resources from Partners =	272,40 kEUR
Total =	5 983,00 kEUR

5.2 Invoices and credit notes issued in 2003

The following credit notes and invoices were addressed to 3GPP Partners during 2003.

ARIB (Japan)		
CREDIT NOTE	dated 25/04/2003	25 800 EUR
INVOICE	dated 25/04/2003	470 080 EUR

AMOUNT DUE **444 280 EUR**

CWTS (China)

INVOICE dated 25/04/2003 **300 000 EUR**
 AMOUNT DUE **300 000 EUR**

ETSI (France)

CREDIT NOTE dated 25/04/2003 **186 500 EUR**
 INVOICE dated 25/04/2003 **3 013 190 EUR**
 AMOUNT DUE **2 826 690 EUR**

T1 (USA)

CREDIT NOTE dated 25/04/2003 **25 300 EUR**
 INVOICE dated 25/04/2003 **905 280 EUR**
 AMOUNT DUE **879 980 EUR**

TTA (Korea)

CREDIT NOTE dated 25/04/2003 **- 1 600 EUR**
 INVOICE dated 25/04/2003 **468 120 EUR**
 AMOUNT DUE **469 720 EUR**

TTC (Japan)

CREDIT NOTE dated 25/04/2003 **19 200 EUR**
 INVOICE dated 25/04/2003 **553 940 EUR**
 AMOUNT DUE **534 740 EUR**

TOTAL PAYMENTS DUE = **5 455 410 EUR**

5.3 Payments received in year 2003 from 3GPP Partners

The following payments have been *received* from 3GPP Organizational Partners during year 2003.

ARIB (Japan)

Amount due	444 280	EUR	
• paid on	444 280 EUR		27.06.03

CWTS (China)

Amount due	300 000	EUR	
• paid on			

ETSI

Amount due	2 826 690	EUR	
• paid on	2 826 690	EUR	25.04.03

T1 (USA)

Amount due	879 980	EUR	
• paid on	565 000	EUR	07.07.03
• balance	314 980	EUR	

TTA (Korea)

Amount due	469 720	EUR	
• paid on	469 720	EUR	10.09.03

TTC (Japan)

Amount due	534 740	EUR	
• paid on	534 740	EUR	30.05.03

Total received from Organizational Partners:	4 840 430	at	17.09.03
Amount outstanding from Organizational Partners:	614 980	at	17.09.03