

**Source: Secretary**

**Title: Year 2000 Financial Status**

**Agenda item: 6.2**

**Document for:**

Decision	<b>X</b>
Discussion	
Information	

The attached summary of expenditure and income for year 2000 was prepared by the Funding and Finance Group. It contains a comprehensive explanation of the expenses incurred in running the project during year 2000 and concludes with a budget surplus to be returned to the Partners.

This report was approved by OP#5 as a fair and accurate account as recommended by FFG.

**3GPP Funding and Finance  
Group Meeting #4  
Tokyo  
17-18 January 2001**

**3GPP/FFG#4(01)02rev4**

28 March 01  
page 1 of 20

**Source: Adrian Scrase**  
**Title: Year 2000 Financial Status**  
**Agenda item: 4**

**Document for:**

Decision	X
Discussion	
Information	

## 1 Introduction

This document summarises the expenditure incurred by MCC during year 2000 and concludes with an preliminary Income and Expenditure summary for 3GPP which can be found at **Annex 6**.

## 2 Year 2000 budget recap

### 2.1 Year 2000 budget for 3GPP Support

The MCC Support Budget was agreed during OP#2 which took place in Sophia Antipolis on 19-20 January 2000. The agreed budget is as reproduced below. It should be noted that the agreed budget included the provision of support to non-3GPP bodies that was estimated as 20% of the total resource requirement.

Resource description	MCC resource	20% allocated to support of non-3GPP bodies	80% allocated to support of 3GPP
MCC Officers	750,0	150,0	600,0
MCC Assistants	245,0	49,0	196,0
MCC Contracted experts	1764,0*	352,8	1411,2
Accommodation and building maintenance	155,0	31,0	124,0
Travel and subsistence	800,0	160,0	640,0
Administration	50,0	10,0	40,0
Publicity and Promotions	75,0	15,0	60,0
IT servers and maintenance	30,0	6,0	24,0
IT PCs/laptops	45,0	9,0	36,0
Telecommunications	40,0	8,0	32,0
Contingency	640,0	128,0	512,0
<b>Totals (kEUR)</b>	<b>4594,0</b>	<b>918,8</b>	<b>3675,2</b>

\* This figure includes the equivalent monetary value of the experts provided by ARIB and TTA, but excludes the value of the free expert provided by the GSM Association (126 kEUR).

## 2.2 Year 2000 budget for 3GPP Specific Tasks

The 3GPP budget for MCC Specific Tasks was also agreed during OP#2 as reproduced below:

3GPP Specific Task description	MCC resource
Encryption algorithm (actual cost) (MCC/SAGE01)	344,7
AMR characterization (Subcontract S12)	55,0
USIM testing (MCC Task 162)	144,0
3G UE test description for release 99 (MCC Task 161)	108,0
TTCN for MS interoperability (MCC Task 160)	312,0
<b>Total (kEUR)</b>	<b>963,7</b>

## 3 Year 2000 expenditure

The following sections give the expenditure figures for year 2000.

### 3.1 Provisional expenditure figures for 3GPP Support

The following sections explain the expenditure incurred for each of the major items within the budget and indicates where a year end overspend or underspend results.

#### 3.1.1 MCC Staff (Officers and Assistants)

During year 2000, MCC had 5 Officers and 5 Assistants in direct employment. The budget for MCC staff was set at 995 kEUR.

The Chart at **Annex 1** shows that the year end expenditure figure for Staff is **903,6 kEUR**.

This implies a budget underspend of **91,4 kEUR**.

The underspend is due to the fact that two additional MCC Assistants (each @35 kEUR) were envisaged but this has been avoided by transferring some tasks elsewhere in the ETSI Secretariat.

#### 3.1.2 MCC Contracted Experts

The overall budget requirement for MCC Contracted Experts in year 2000 was **1890 kEUR**. However, as can be seen from the table in section 2.1, one expert was provided by the GSM Association for free which led to a budget requirement of  $(1890 - 126) = 1764$  kEUR.

The chart at **Annex 2** shows how that budget has been consumed throughout the year and shows a year end expenditure figure of **1778,48 kEUR**.

This implies a budget overspend of **14,48 kEUR**.

A Table is provided at **Annex 4** which gives details of the number of days worked by each expert. An entry is provided in that table for the free expert for illustrative purposes only.

The value of the other two non-remunerated experts was estimated at the beginning of the year to be 126 kEUR. The year end situation shows that the number of days worked by Mr Ikeda has a value of 121,6 kEUR, and that of Mr Kim has a value of 129,08. FFG may wish to decide that such a small difference can be ignored.

### 3.1.3 MCC Travel and Subsistence

The budget set for MCC travel and subsistence in year 2000 was **800 kEUR**.

MCC incurred 187 European travels and 97 Intercontinental travels during Year 2000. The average cost of each European trip (travel and subsistence) is 1585 EUR and the average cost of each Intercontinental trip is 5072 EUR. A complete and detailed list of all the travels incurred is available on request.

The Chart at **Annex 3** shows that the expenditure is **797,7 kEUR**. This represents a budget underspent of **2,3 kEUR**.

### 3.2 Provisional expenditure figures for 3GPP Tasks Forces

The following sections give precise details of the expenditure incurred for MCC Task Forces during year 2000.

#### 3.2.1 MCC Task Force SAGE01 – Ciphering and Integrity Algorithms for 3GPP

This task was completed during 1999 but is a feature of the year 2000 budget since it is an activity jointly funded by 3GPP Partners. The exact expenditure was already known at the beginning of 1999 but the detailed breakdown of how the resources were used is given below for completeness.

STF/MCC/SAGE01	Aug	Sep	Oct	Nov	Dec	Total days	Total kEUR
<b>S. Babbage</b>	10,00	15,00	16,00	16,00	8,00	65,00	
<b>P. Kristoffersson</b>	2,00	5,00	5,00	5,00	4,00	21,00	
<b>H. Gilbert</b>	9,00	18,00	26,00	19,00	9,00	81,00	
<b>U. Heister</b>	9,00	20,00	29,00	18,00	10,00	86,00	
<b>M. Matsui</b>	12,00	19,00	16,00	15,00	8,00	70,00	
<b>L. Nilsen</b>	7,00	11,00	20,00	21,00	22,00	81,00	
<b>D. Parkinson</b>	11,00	19,00	21,00	19,00	22,00	92,00	
<b>G. Roelofsen</b>	11,00	10,00	12,00	11,00	10,00	54,00	
<b>Total</b>	<b>71,00</b>	<b>117,00</b>	<b>145,00</b>	<b>124,00</b>	<b>93,00</b>	<b>550,00</b>	<b>304,70</b>

In addition to the contracted days tabled above, three external evaluations were performed under subcontract by the following entities, with a cost per evaluation of 20 kEUR.

Subcontract	Organization	Expenditure
01	Cryptolog	20,00
02	K.V.Levain R&D	20,00
03	Royal Holloway Enterprise Ltd	20,00
<b>Total (kEUR)</b>		<b>60,00</b>

The cost of one external evaluation was voluntarily funded by Ericsson. This led to a task end cost of **344,70 kEUR**.

### 3.2.2 MCC Subcontract S13 - 3G AMR-NB Characterisation Phase

55 kEUR was allocated for this task at the beginning of the year. However, an additional 5 kEUR was authorized mid year to be used from the contingency to complete characterization tests using the Korean language.

The task was performed uniquely under subcontracts as detailed below:

Subcontract	Organization	Expenditure
01	ARCON	10,00
02	ARCON	10,00
03	ARCON	5,00
04	DYNAST Inc	10,00
05	NTT	10,00
06	COMSAT Labs	15,00
<b>Total (kEUR)</b>		<b>60,00</b>

A total of **60 kEUR** was consumed on this task which represents an overspend of **5 kEUR** when compared to the budget agreed at the beginning of the year.

### 3.2.3 MCC Task Force 162 - 3GPP USIM R99 Test Specifications

This task was allocated a budget of 144 kEUR. The task has now been completed with the resources spent as follows:

STF 162	Jun	Jul	Aug	Sep	Oct	Nov	Total days	Total kEUR
R. Afchar	5,00	9,00	8,00	1,00	10,00	10,00	43,00	
T. Kaneko	11,00	6,00	7,00	7,00	7,00	5,00	43,00	
S. Kight	12,00	2,00	9,00	4,00	7,00	9,00	43,00	
S. Kusnadi	9,00	5,00	5,00	6,00	11,00	7,00	43,00	
T. Maeser*	5,00	10,00	7,00	5,00	8,00	8,00	43,00	
T. Maeser	6,00	5,00	8,00	3,00	8,00	8,00	38,00	
<b>Total</b>	<b>48,00</b>	<b>37,00</b>	<b>44,00</b>	<b>26,00</b>	<b>51,00</b>	<b>47,00</b>	<b>253,00</b>	<b>140,16</b>

\*Note, two contracts were issued to T. Maeser.

The table above indicates that the task has been completed with an underspend of **3,84 kEUR**.

### 3.2.4 MCC Task Force 161 - 3G UE Test Description for R99

A budget of 108 kEUR was established for this activity. The work has now been completed and the table below shows precisely how the resources have been spent.

STF 161	May	Jun	Jul	Aug	Sep	Oct	Total days	Total kEUR
R. Fu			15,00	22,00	8,00	3,00	48,00	
J. Gold	17,00	5,00	15,00	13,00			50,00	
T. Wacker	14,00	17,00	15,00	4,00			50,00	
N. Wang			21,50	16,50		10,00	48,00	
<b>Total</b>	<b>31,00</b>	<b>22,00</b>	<b>66,50</b>	<b>55,50</b>	<b>8,00</b>	<b>13,00</b>	<b>196,00</b>	<b>108,58</b>

When compared to the original budget planning the task end situation shows an overspend of **0,58 kEUR**.

### 3.2.5 MCC Task Force 160 - 3GPP ATs and PIXIT for UE R99

The work of this Task Force is expected to spread over three years and 312 kEUR was initially allocated for use in year 2000. A request was approved during PCG#5 for an additional 6 man months of resource to be made available from the contingency for use during year 2000. It has not been possible to consume all of this resource since it was proved to be more difficult to retain the relevant experts during the month of December than originally expected.

The table below shows precisely how resources have been spent during year 2000.

STF 160	Jul	Aug	Sep	Oct	Nov	Dec	Total days	Total kEUR
<b>C. Barbu</b>					4,00	17,00	21,00	
<b>V. Bardaux</b>	11,00	23,00	11,00	22,00	22,00	14,00	103,00	
<b>R. Fu</b>			14,50	19,00	22,00	20,00	75,50	
<b>J. Gold</b>	20,00	17,00	17,00	22,00	19,50		95,50	
<b>T. Wacker</b>		8,00	20,00	22,00	21,00	15,00	86,00	
<b>N. Wang</b>		9,00	26,00	14,50	26,00	21,50	97,00	
<b>E. Weber</b>	11,00	21,00	16,00	20,00	21,00	13,00	102,00	
<b>Total</b>	42,00	78,00	104,50	119,50	135,50	100,50	<b>580,00</b>	<b>321,32</b>

The table shows that a total of 321,32 kEUR have been consumed which, when compared with the original budget allocation represents an overspend of **9,32 kEUR**.

This task will continue through year 2001 and is included in the budget planning.

### 3.2.6 MCC Task Force 172 - Authentication Algorithm for 3GPP

This task was not foreseen at the beginning of year 2000 but was approved by the Organizational Partners mid-year. The cost of this task is therefore wholly covered from the contingency from which 260 kEUR had initially been allocated. At the end of the task the following resources had been consumed:

STF 172	Aug	Sep	Oct	Nov	Dec	Total days	Contracted days	Total kEUR
<b>S. Babbage</b>	7,00	11,00	11,00	7,00	2,00	38,00	<b>37,00</b>	
<b>P. Kristoffersson</b>	5,00	7,00	8,00	9,00	3,00	32,00	32,00	
<b>B. Gelbord</b>			11,00		4,00	15,00	15,00	
<b>H. Gilbert</b>	6,00	12,00	10,00	9,00	1,00	38,00	<b>37,00</b>	
<b>H. Handschuch</b>	4,00	7,00	8,00	7,00	1,00	27,00	27,00	
<b>U. Heister</b>	8,00	14,00		9,00	2,00	33,00	<b>32,00</b>	
<b>T. Martin</b>			16,00			16,00	16,00	
<b>M. Matsui</b>	3,00	7,00	8,00	7,00	2,00	27,00	27,00	
<b>L. Nilsen</b>	4,00	7,00	12,00	12,00	3,00	38,00	<b>37,00</b>	
<b>K. Nyberg</b>	4,00	8,00	8,00	4,00	3,00	27,00	27,00	
<b>D. Parkinson</b>	9,00	12,00	15,00	11,00	2,00	49,00	<b>48,00</b>	
<b>G. Roelofsen</b>	5,00	8,00		10,00		23,00	<b>22,00</b>	
<b>Total</b>	55,00	85,00	107,00	75,00	23,00	<b>363,00</b>	<b>357,00</b>	<b>197,78</b>

The task end situation is therefore an expenditure of **197,78 kEUR**.

(Note: the number of days worked exceeded the number contracted by 6 days. Only the contracted days (357 days) have been paid).

### 3.2.7 MCC Subcontract S12 - Adaptive Multi Rate Wide Band (AMR WB) Selection Phase

This task was performed exclusively under subcontract with resources provided voluntarily by 3GPP Individual members (results presented here for information only).

Voluntary contributions have been pledged as follows:

Organization	Contribution
Motorola UK	150,00
Ericsson	150,00
Texas Instruments	150,00
Nokia Research	150,00
Nortel Networks	37,50
T-Nova	37,50
FT	37,50
Siemens	37,50
<b>Total (kEUR)</b>	<b>750,00</b>

Subcontracts have been issued to the following entities:

Subcontract	Organization	Expenditure
01	ARCON	47,50
02	ARCON	30,00
03	ARCON	25,00
04	AT&T	80,00
05	FT	40,00
06	COMSAT Labs	47,50
07	COMSAT Labs	90,00
08	DYNAST Inc	80,00
09	NTT	60,00
<b>Total (kEUR)</b>		<b>500,00</b>

This implies that, to date, a total amount of **500 kEUR** has been subcontracted for this task.

## 4 Provisional Year 2000 financial summary

The year end summary takes account of three financial activities; those relating to the MCC Support Budget, the Specific Task Budget and the Contingency.

### 4.1 MCC Support budget

The table below shows the expenditure incurred for all MCC Support activities (3GPP and non-3GPP bodies) and results in a year end **underspend of 79,22 kEUR**.



Resource description	MCC resource	MCC expenditure	Year end situation
MCC Officers and Assistants	995	903,60	-91,40
MCC Contracted experts	1764	1778,48	+14,48
Accommodation and building maintenance	155	155,00	0,00
Travel and subsistence	800	797,70	-2,30
Administration	50	50,00	0,00
Publicity and Promotions	75	75,00	0,00
IT servers and maintenance	30	30,00	0,00
IT PCs/laptops	45	45,00	0,00
Telecommunications	40	40,00	0,00
<b>Totals (kEUR)</b>	<b>3954</b>	<b>3874,78</b>	<b>-79,22</b>

Since 3GPP represents 80% of the MCC Support budget, 80% of this surplus will be returned to 3GPP Partner (i.e.  $80\% * 79,22 = 63,38$  kEUR)

#### 4.2 MCC Specific Task Budget

The table below shows the expenditure incurred on MCC Specific Tasks and results in a year end overspend of **11,06 kEUR**. It should be noted that these are all 3GPP specific tasks and that the overspend should be corrected collectively by the 3GPP Partners.

Task description	Resource allocated	Resource spent	Year end situation
Encryption algorithm (MCC/SAGE01)	344,7	344,7	0
AMR characterization (Subcontract S12)	55,0	60,0	+5,00
USIM testing (MCC Task 162)	144,0	140,16	-3,84
3G UE test description (MCC Task 161)	108,0	108,58	+0,58
TTCN for MS (MCC Task 160)	312,0	321,32	+9,32
<b>Totals (kEUR)</b>	<b>963,7</b>	<b>974,76</b>	<b>+11,06</b>

#### 4.3 3GPP use of contingency in Year 2000

**640 kEUR** was allocated for the MCC year 2000 contingency. 80% of the contingency (**512 kEUR**) was contributed to by the 3GPP Partners, as can be seen in the table in section 2.1.

The following items have been funded from the contingency, all of which are related to 3GPP activities:

Description	Expenditure
Overspend of MCC Specific Tasks	11,06
Development of 3GPP Authentication algorithm	197,78
<b>Total (kEUR)</b>	<b>208,84</b>

This implies that at the year end there remains **303,16 kEUR** to be returned to 3GPP Partners from the contingency. (i.e. 512 – **208,84**)

## 5 Year 2000 surplus to be returned to 3GPP Partners

The following table summarises the year 2000 surplus to be returned to 3GPP Partners:

Description	Surplus
Underspend of MCC Support budget	63,38
Contingency remainder	303,16
<b>Total kEUR</b>	<b>366,54</b>

## 6 Treatment of the year 2000 surplus

The Partners made their financial contributions to the project according to two formulae, one for the general budget (including contingency) and another for Specific Tasks. (see **Annex 5**) Both need to be taken into account when discussing the year end surplus

### 6.1 Surplus from support budget

The Partners provided resources for the general budget (including the value of the two experts provided by ARIB and TTA) in the proportions shown in the table below. (Note: CWTS contributed financially to 3GPP (100 kEUR) but outside of the agreed formula. The Partners have already decided that CWTS should not be included in the return of surplus funds)

3GPP Partner	Resource contributions (see Annex 5)	Total contribution	Proportion
ARIB	357,5 + 241,3	598,8	16,75 %
ETSI	357,5 + 1126,2	1483,7	41,50 %
T1	357,5 + 143	500,5	14,00 %
TTA	357,5 + 160,9	518,4	14,50 %
TTC	357,5 + 116,2	473,7	13,25 %
<b>Totals (kEUR)</b>		<b>3575,1</b>	<b>100%</b>

The surplus from the support budget should be credited back to the Partners in the same proportion as shown below.

3GPP Partner	Support budget surplus	Proportion	Return to Partner
ARIB	63,38	16,75 %	10,62
ETSI	63,38	41,50 %	26,30
T1	63,38	14,00 %	8,87
TTA	63,38	14,50 %	9,19
TTC	63,38	13,25 %	8,40
<b>Totals (kEUR)</b>		100%	<b>63,38</b>

## 6.2 Surplus from the contingency

The contingency has been used solely to pay for 3GPP specific tasks at a cost of **208,84 kEUR** as can be seen in section 4.3. It has been agreed that each Partner pays one equal portion towards the cost of these specific tasks (with the exception of ARIB and TTC which pay one half portion each). One portion of this cost is therefore **208,84 / 4 = 52,21 kEUR**.

The table below explains how the surplus from the contingency is to be returned to 3GPP Partners

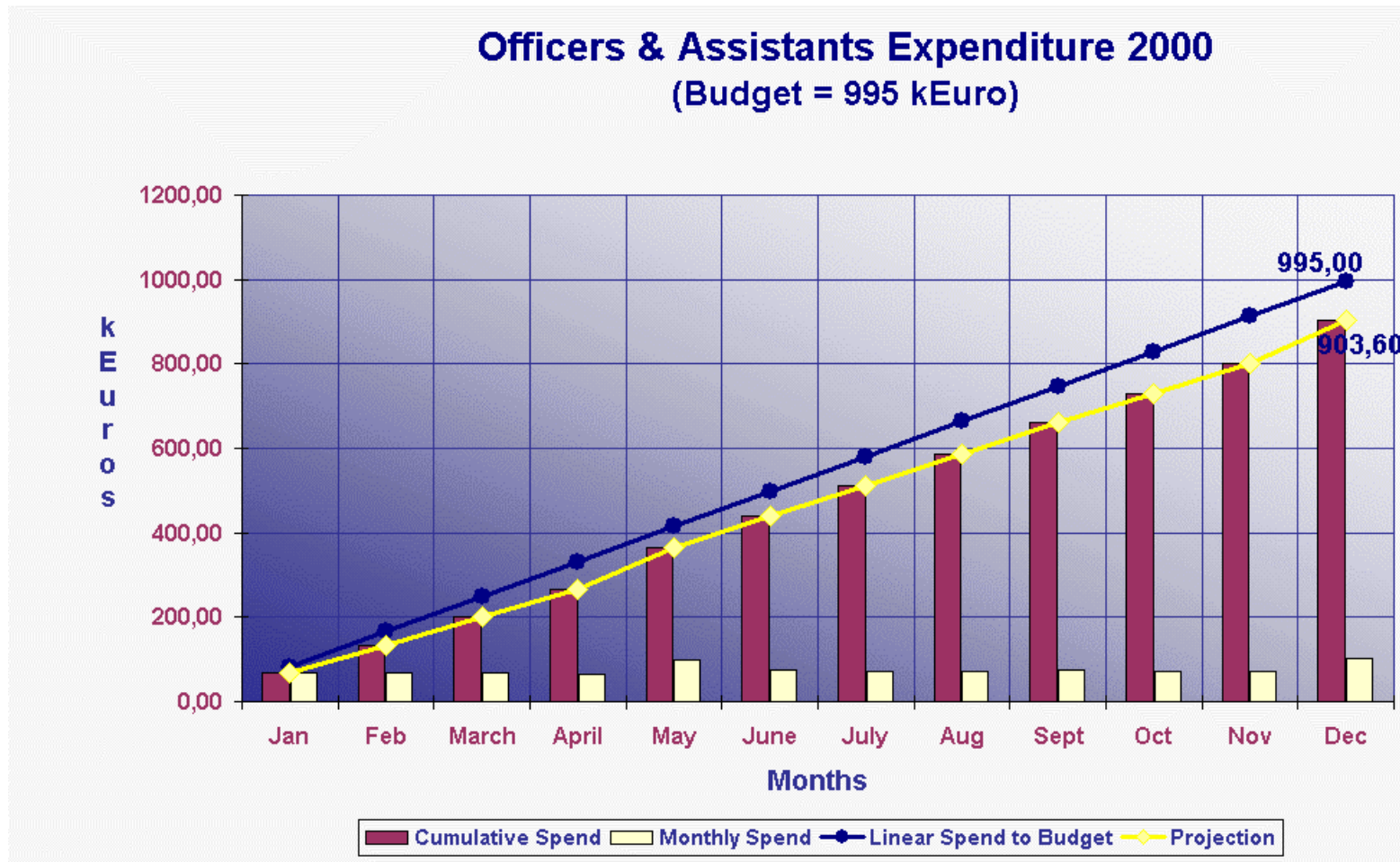
3GPP Partner	Payment to the Contingency	Cost of specific tasks funded from contingency	Return to Partner
ARIB	$512 * 16,75 \% = 85,76$	26,105	59,66
ETSI	$512 * 41,50 \% = 212,48$	52,210	160,27
T1	$512 * 14,00 \% = 71,68$	52,210	19,47
TTA	$512 * 14,50 \% = 74,24$	52,210	22,03
TTC	$512 * 13,25 \% = 67,84$	26,105	41,74
<b>Totals (kEUR)</b>	<b>512</b>	<b>208,84</b>	<b>303,17</b>

## 6.3 Surplus to be returned to each Partner

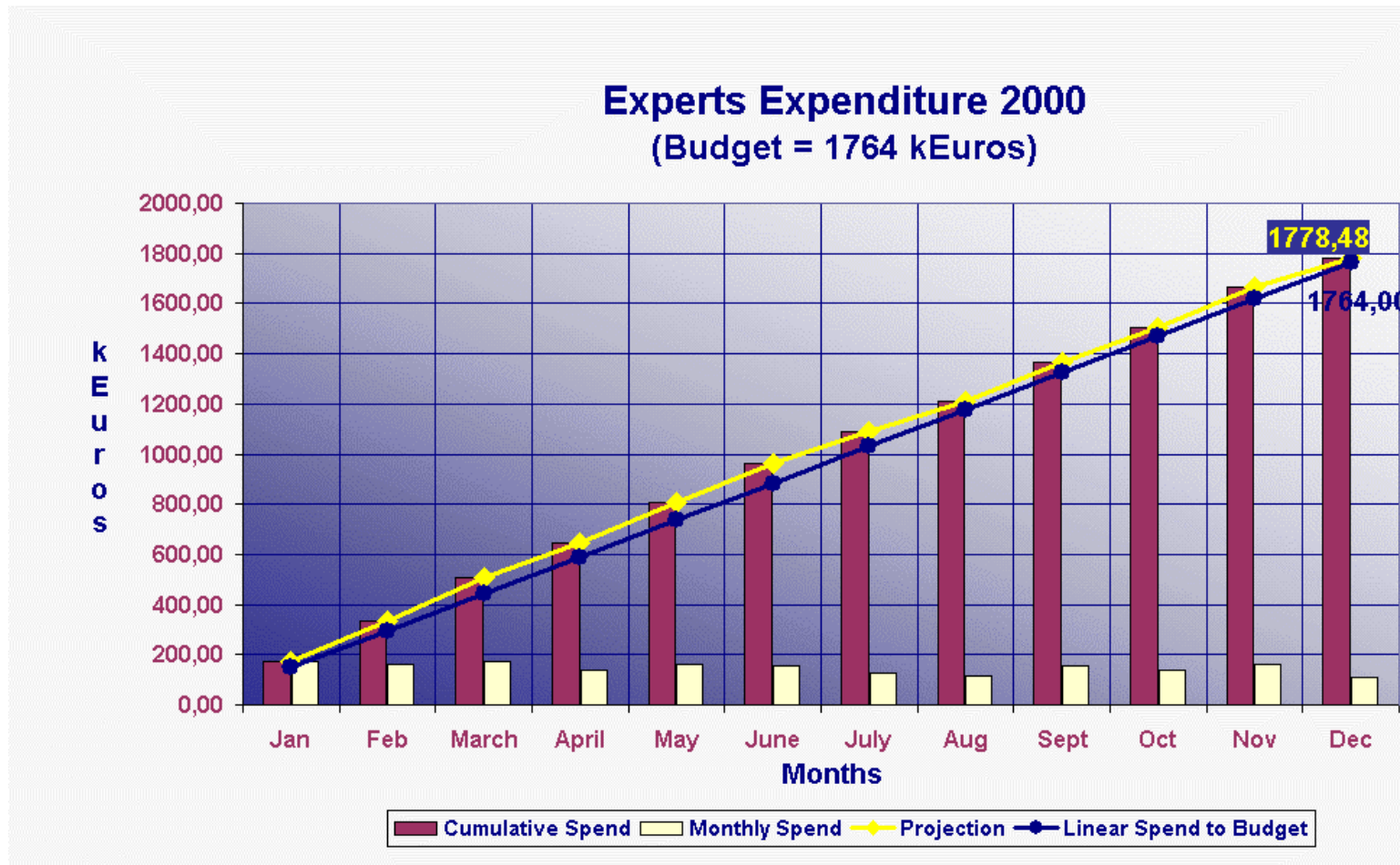
The credit note value for each Partner should then be as follows:

<b>3GPP Partner</b>	<b>Return from support budget surplus</b>	<b>Return from contingency surplus</b>	<b>Total Return to Partner</b>
ARIB	10,62	59,66	70,27
ETSI	26,30	160,27	186,57
T1	8,87	19,47	28,35
TTA	9,19	22,03	31,22
TTC	8,40	41,74	50,13
<b>Totals (kEUR)</b>	<b>63,38</b>	<b>303,17</b>	<b>366,54</b>

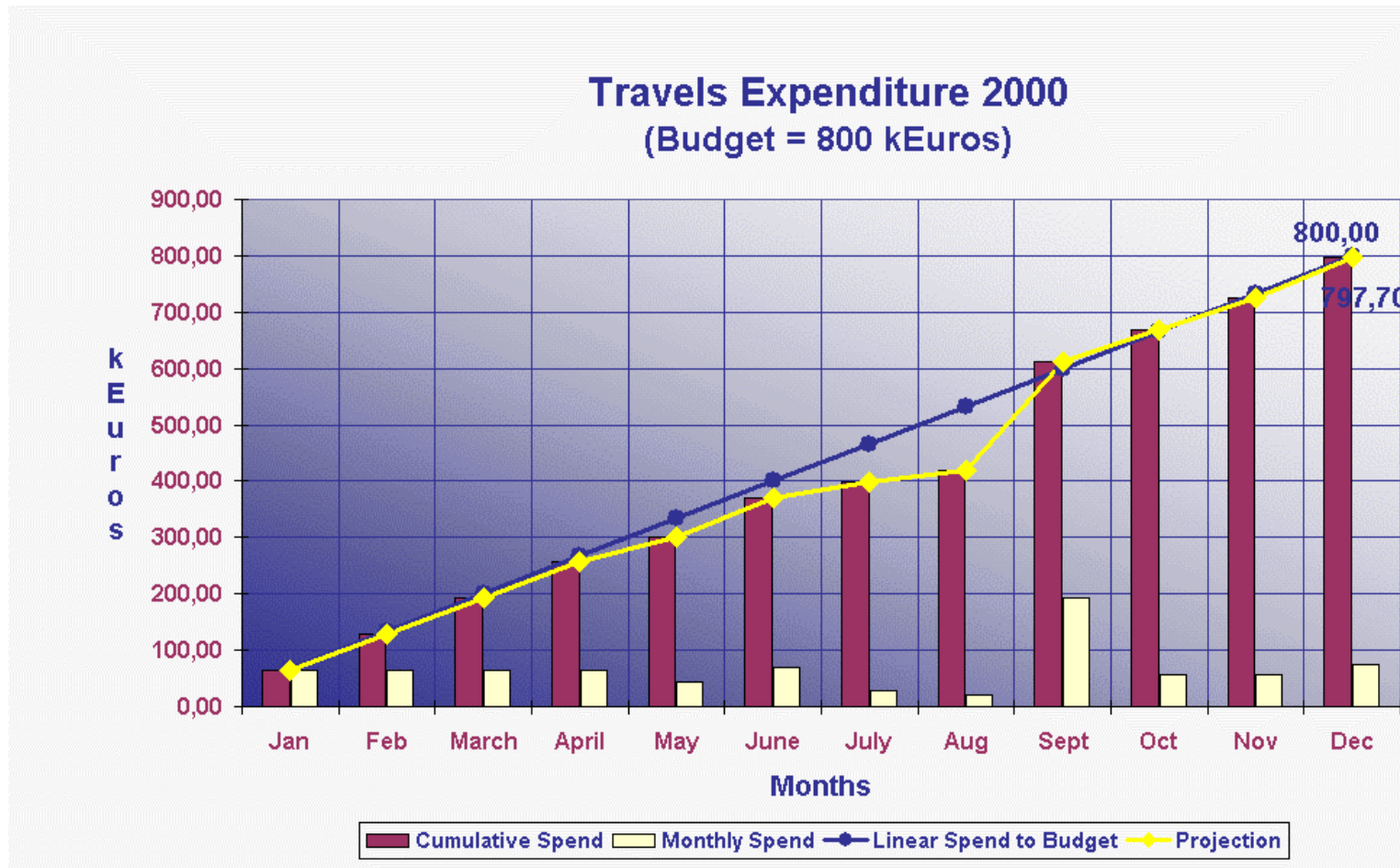
Annex 1 Year 2000 expenditure for MCC Staff



Annex 2 Year 2000 expenditure for MCC Contracted experts (excl true non remunerated expert)



Annex 3 Year 2000 expenditure for MCC Travel and Subsistence



## Annex 4 Detailed breakdown of MCC Contracted Expert costs

B. AlBakri	Jan.	Feb.	March	April	May	June	July	Aug.	Sept.	Oct.	Nov.	Dec.	Total days	Total kEUR
Monthly Spend	23,00	18,00	23,50	18,00	21,50	18,50	10,50	23,50	20,00	15,50	21,50	16,50	230,00	127,42
Cumulative Spend	23,00	41,00	64,50	82,50	104,00	122,50	133,00	156,50	176,50	192,00	213,50	230,00		
A. Bergmann	Jan.	Feb.	March	April	May	June	July	Aug.	Sept.	Oct.	Nov.	Dec.	Total days	Total kEUR
Monthly Spend	14,00	17,5	16,10	11,85	14,5	13,5	4		8,8				100,25	55,54
Cumulative Spend	14,00	31,50	47,60	59,45	73,95	87,45	91,45	91,45	100,25	100,25	100,25	100,25		
M. Clayton	Jan.	Feb.	March	April	May	June	July	Aug.	Sept.	Oct.	Nov.	Dec.	Total days	Total kEUR
Monthly Spend	20	12	25	18	17	20	21	20	19	20	20	16	228,00	126,31
Cumulative Spend	20,00	32,00	57,00	75,00	92,00	112,00	133,00	153,00	172,00	192,00	212,00	228,00		
C. Gutierrez	Jan.	Feb.	March	April	May	June	July	Aug.	Sept.	Oct.	Nov.	Dec.	Total days	Total kEUR
Monthly Spend								2	23,5	22	22	15	84,50	46,81
Cumulative Spend								2,00	25,50	47,50	69,50	84,50		
M. Hellmann	Jan.	Feb.	March	April	May	June	July	Aug.	Sept.	Oct.	Nov.	Dec.	Total days	Total kEUR
Monthly Spend	21	22	24,5	20	21,5	20	21	13	23				186,00	103,04
Cumulative Spend	21,00	43,00	67,50	87,50	109,00	129,00	150,00	163,00	186,00	186,00	186,00	186,00		
S. Hu	Jan.	Feb.	March	April	May	June	July	Aug.	Sept.	Oct.	Nov.	Dec.	Total days	Total kEUR
Monthly Spend	21												21,00	11,63
Cumulative Spend	21,00	21,00	21,00	21,00	21,00	21,00	21,00	21,00	21,00	21,00	21,00	21,00		
S. Ikeda	Jan.	Feb.	March	April	May	June	July	Aug.	Sept.	Oct.	Nov.	Dec.	Total days	Total kEUR
Monthly Spend	21	16,5	27,5	19,5	16	18	18	10	22	22	19	10	219,50	121,60
Cumulative Spend	21,00	37,50	65,00	84,50	100,50	118,50	136,50	146,50	168,50	190,50	209,50	219,50		
P.J. Jorgensen	Jan.	Feb.	March	April	May	June	July	Aug.	Sept.	Oct.	Nov.	Dec.	Total days	Total kEUR
Monthly Spend										14	27	15	56,00	31,02
Cumulative Spend										14,00	41,00	56,00		



### 3GPP/FFG#4(01)02rev4

page 16 of 20

H.C. Kim	Jan.	Feb.	March	April	May	June	July	Aug.	Sept.	Oct.	Nov.	Dec.	Total days	Total kEUR
Monthly Spend	21	21	23	15	23	21	12	18	21	22	20	16	233,00	129,08
Cumulative Spend	21,00	42,00	65,00	80,00	103,00	124,00	136,00	154,00	175,00	197,00	217,00	233,00		
K. Kymalainen	Jan.	Feb.	March	April	May	June	July	Aug.	Sept.	Oct.	Nov.	Dec.	Total days	Total kEUR
Monthly Spend									5	27	23	13,5	68,5	37,95
Cumulative Spend									5,00	32,00	55,00	68,50		
F. Rodermund	Jan.	Feb.	March	April	May	June	July	Aug.	Sept.	Oct.	Nov.	Dec.	Total days	Total kEUR
Monthly Spend	20,00	21,50	19,00	14,00	22,50	18,00	14,00	17,00	19,50	16,00	21,00	17,00	219,50	121,60
Cumulative Spend	20,00	41,50	60,50	74,50	97,00	115,00	129,00	146,00	165,50	181,50	202,50	219,50		
L. Salmeron	Jan.	Feb.	March	April	May	June	July	Aug.	Sept.	Oct.	Nov.	Dec.	Total days	Total kEUR
Monthly Spend	20,00	21,00	19,50	18,00	21,00	20,50	16,00	15,50	22,00	13,00	19,00	18,00	223,50	123,82
Cumulative Spend	20,00	41,00	60,50	78,50	99,50	120,00	136,00	151,50	173,50	186,50	205,50	223,50		
M. Sanders	Jan.	Feb.	March	April	May	June	July	Aug.	Sept.	Oct.	Nov.	Dec.	Total days	Total kEUR
Monthly Spend	21,00	22,50	19,00	11,00	23,50	22,00	20,50	23,00	21,00	20,00	21,00	10,00	234,50	129,91
Cumulative Spend	21,00	43,50	62,50	73,50	97,00	119,00	139,50	162,50	183,50	203,50	224,50	234,50		
F. Settimo	Jan.	Feb.	March	April	May	June	July	Aug.	Sept.	Oct.	Nov.	Dec.	Total days	Total kEUR
Monthly Spend	18,00	19,00	23,00	17,00	19,00	18,00	15,00	13,00	5,00				147,00	81,44
Cumulative Spend	18,00	37,00	60,00	77,00	96,00	114,00	129,00	142,00	147,00	147,00	147,00	147,00		
A. Sultan	Jan.	Feb.	March	April	May	June	July	Aug.	Sept.	Oct.	Nov.	Dec.	Total days	Total kEUR
Monthly Spend	22,00	22,00	23,00	19,00	21,00	20,00	17,00	19,00	16,50	12,00	20,00	16,00	227,50	126,04
Cumulative Spend	22,00	44,00	67,00	86,00	107,00	127,00	144,00	163,00	179,50	191,50	211,50	227,50		
C. Taylor	Jan.	Feb.	March	April	May	June	July	Aug.	Sept.	Oct.	Nov.	Dec.	Total days	Total kEUR
Monthly Spend	21,50	21,00	19,00	19,00	24,00	19,00	18,00	12,00	21,00	21,00	20,00	16,00	231,50	128,25
Cumulative Spend	21,50	42,50	61,50	80,50	104,50	123,50	141,50	153,50	174,50	195,50	215,50	231,50		

<b>G. Thomasen</b>	<b>Jan.</b>	<b>Feb.</b>	<b>March</b>	<b>April</b>	<b>May</b>	<b>June</b>	<b>July</b>	<b>Aug.</b>	<b>Sept.</b>	<b>Oct.</b>	<b>Nov.</b>	<b>Dec.</b>	<b>Total days</b>	<b>Total kEUR</b>
<b>Monthly Spend</b>	10,00	11,00	11,00	15,00	9,00	9,00	7,00	13,00	12,00	9,00	16,00	7,00	129,00	71,47
<b>Cumulative Spend</b>	10,00	21,00	32,00	47,00	56,00	65,00	72,00	85,00	97,00	106,00	122,00	129,00		
<b>P. Usai</b>	<b>Jan.</b>	<b>Feb.</b>	<b>March</b>	<b>April</b>	<b>May</b>	<b>June</b>	<b>July</b>	<b>Aug.</b>	<b>Sept.</b>	<b>Oct.</b>	<b>Nov.</b>	<b>Dec.</b>	<b>Total days</b>	<b>Total kEUR</b>
<b>Monthly Spend</b>	19,00	21,50	23,00	18,00	21,00	19,00	20,00	14,00	20,00	22,00	21,00	15,00	233,50	129,36
<b>Cumulative Spend</b>	19,00	40,50	63,50	81,50	102,50	121,50	141,50	155,50	175,50	197,50	218,50	233,50		
<b>H. Van der Veen</b>	<b>Jan.</b>	<b>Feb.</b>	<b>March</b>	<b>April</b>	<b>May</b>	<b>June</b>	<b>July</b>	<b>Aug.</b>	<b>Sept.</b>	<b>Oct.</b>	<b>Nov.</b>	<b>Dec.</b>	<b>Total days</b>	<b>Total kEUR</b>
<b>Monthly Spend</b>	20	14	24	13	11	22	22	20	25	16	20	17	224,00	124,10
<b>Cumulative Spend</b>	20,00	34,00	58,00	71,00	82,00	104,00	126,00	146,00	171,00	187,00	207,00	224,00		
<b>D. Williams</b>	<b>Jan.</b>	<b>Feb.</b>	<b>March</b>	<b>April</b>	<b>May</b>	<b>June</b>	<b>July</b>	<b>Aug.</b>	<b>Sept.</b>	<b>Oct.</b>	<b>Nov.</b>	<b>Dec.</b>	<b>Total days</b>	<b>Total kEUR</b>
<b>Monthly Spend</b>	22,5	18	21,5	19	23	21	16,5						141,5	78,39
<b>Cumulative Spend</b>	22,50	40,50	62,00	81,00	104,00	125,00	141,50	141,50	141,50	141,50	141,50	141,50		

**Total Number of days spent (including free expert): 3438,25 days**

**Total in kEUR (including free expert): 1904,79 kEUR**

**Total Number of days spent (excluding free expert): 3210,25 days**

**Total in kEUR (excluding free expert): 1778,48 kEUR**

**Annex 5 Partner Payment calculation for Year 2000****A5.1 ARIB**

<b>Budget category</b>	<b>Amount (kEuro)</b>
Equal division of Support budget	357,5
Proportional division of Support budget	241,3
Equal division of Specific tasks budget (shared between ARIB and TTC)	120,5
<b>Total</b>	<b>719,3</b>
Deduction for provision of human resources	126,0
<b>Amount due</b>	<b>593,3</b>

**A5.2 CWTS**

<b>Budget category</b>	<b>Amount (kEuro)</b>
Contribution to Support budget	100,0
<b>Amount due</b>	<b>100,0</b>

**A5.3 ETSI**

<b>Budget category</b>	<b>Amount (kEuro)</b>
Equal division of Support budget	357,5
Proportional division of Support budget	1126,2
Equal division of Specific tasks budget	240,9
<b>Amount due</b>	<b>1724,6</b>

**A5.4 T1**

<b>Budget category</b>	<b>Amount (kEuro)</b>
Equal division of Support budget	357,5
Proportional division of Support budget	143,0
Equal division of Specific tasks budget	240,9
<b>Amount due</b>	<b>741,4</b>

**A5.5 TTA**

<b>Budget category</b>	<b>Amount (kEuro)</b>
Equal division of Support budget	357,5
Proportional division of Support budget	160,9
Equal division of Specific tasks budget	240,9
<b>Total</b>	<b>759,3</b>
Deduction for provision of human resources	126,0
<b>Amount due</b>	<b>633,3</b>

**A5.6 TTC**

<b>Budget category</b>	<b>Amount (kEuro)</b>
Equal division of Support budget	357,5
Proportional division of Support budget	116,2
Equal division of Specific tasks budget (shared between ARIB and TTC)	120,5
<b>Amount due</b>	<b>594,2</b>

**A5.7 Total income**

<b>Total monetary income</b>	<b>4386,8 kEUR</b>
<b>Total value resources provided in lieu of monetary payment</b>	<b>252,0 kEUR</b>
<b>Total</b>	<b>4638,8 kEUR</b>

## Annex 6 3GPP Income and Expenditure Summary for year 2000

All figures in kEUR

INCOME		EXPENDITURE	
Monetary payments received from 3GPP Partners for project support.	<b>3423,20</b>	MCC costs relating to 3GPP support.	<b>3099.82</b>
Expert resources provided by 3GPP Partners in lieu of monetary payment.	<b>252,00</b>	MCC costs relating to 3GPP specific tasks	<b>1172.54</b>
Monetary payments received from 3GPP Partners for specific tasks.	<b>963,70</b>		
<b>TOTAL INCOME</b>	<b>4638,90</b>	<b>TOTAL EXPENDITURE</b>	<b>4272,36</b>

**Year 2000 surplus to be returned to 3GPP Partners = 366,54 kEUR**